

RELIABLE. RESPONSIVE. RELIABLE. RESPONSIVE. RELIABLE. RESPONSIVE. RELIABLE. RESPONSIVE. RELIABLE. RESPONSIVE. RELIABLE. RESPONSIVE.



TSLOTS®

BY BONNELL ALUMINUM



COMPLETE CATALOG



WHAT DO YOU WANT
TO BUILD TODAY?



Table of Contents

Introduction	4
How To Order	5
01 Technical Data	
Extrusion Specifications	8
Spring Lock Feature	8
Fastener Torque Specifications	8
Aluminum Alloy	9
Anodizing	9
TSLOTS Advantages vs Welding	9
Deflection Calculations	10
TSLOTS DesignPro Introduction & Benefits	11
Want a quick quote now?	12
Design Requirements	12

FRACTIONAL

02 Structural Extrusions	
Fraction Extrusions	16-54
03 TSLOTS Brackets	
Corner Brackets & Gussets	58-70
Joining Strips & Plates	71-77
Tee Joining Plates	78-80
Cross Plates	81-82
Angle Joining Plates	83-89
Transition Brackets & Strips	90-94
04 Fasteners	
Fastener Application Test	98
Economy T-nuts	99-100
Standard T-nuts	100
Drop In T-nuts	101-102
Z-Nuts	103
Economy Tslot Studs	103
Butt Fasteners	103
Anchor Fasteners	104-105
Single Tab End Fastener	105
End Fasteners	106
Screws	108-113
Washers & Hex Nuts	114-115
05 TSLOTS Hardware	
Hinges	118-126
Handles	126-129
Door Catches	129-134
Door Slide Track	135
Cup Holder	135
Tube Clamps	136
End Caps	137
Tool Hangers & Covers	138-139
Manifold Plates	139-143
Binder & Sensor Blocks	144-145
Casters	146-150
Caster Base Plates	151-152
Glides, Mounts And Feet	153-155
Base Plates	156-159
Base Plate - Floor Mounts	160
45° Supports	161

Pivot Joints	162
Dynamic Hinges & Arms	163-166
Dynamic Hinge Assemblies	167-172
Pivot Bracket - 90°	173
Structural Hinges & Arms	174-178
Structural Hinges Assemblies	179-184

06 TSLOTS Panels

Plastic Panels	188-191
PVC Coated Wire Mesh	191
Area Calculator Matrix	192
Panel Mount Blocks & Brackets	193-194
Panel Retainers	195-196
Mesh Panel Retainers	197-1968
Backing Plates	199
Mesh Panel Retainer Assemblies	200
Panel Stiffener & Gaskets	201-203
Glass Panel Clamp	203-204
Slatwall Panels	205

07 Stanchions

Single Shaft Base	208
Double Shaft Base	208
Single Shaft Plates	209
Cross Clamp	210
Single Shaft Mounting Block	210
Single Horizontal Base	211
Double Horizontal Base	211
Quick Clamp	212
Replacement Handle	213

08 Linear Motion

Deluxe Bearings	216-218
Economy Bearings	219-221
Machining Services	222
Bearing Load Ratings	223
Linear Bearing Replacement Pads	224-225
Brake Kits	226-227
Roller Wheels	228
Roller Wheel Bracket and Assemblies	229-230

B-SERIES

02 Structural Extrusions

B-SERIES Metric Extrusion	234-269
---------------------------------	---------

03 TSLOTS Brackets

Corner Gussets & Connector	272-273
Cover Caps for Gussets	274
3-Way Connector & Caps	275
Corner Connectors	276
Connection Plates & Strips	277-279
Tee Joining Plate	280
Corner Brackets	281-282

04 Fasteners

Roll In T-nuts	286-287
Standard T-nuts	287
Hammer T-Nuts	288
Screws	289-293

Washers, Hex & Flange Nuts	294	End Caps & Covers	415-416
Bolt, Central & Milling Connectors	295-297	Casters	417-419
05 TSLOTS Hardware		Leveling Feet	420-421
Swivel Feet Base & Rods	300	Base Plates	422-424
Adjustable Leveling Foot	301	Floor Mounts	425
Hinges	301-303	Pivot Joints	426-427
Handles	303-304	06 TSLOTS Panels	
Magnetic Catch & Door Catches	305-307	Plastic Panels	430-433
Binding Blocks	307-308	PVC Coated Wire Mesh	433
Rollers & Plate Connector	309	Area Calculator Matrix	434
Pivot & Turning Angles	310-311	Panel Mount Blocks & Brackets	435-436
Base Plates	312	Panel Retainers	437
End Caps & Covers	313	Mesh Panel Retainers	438
Tool Hanger & Cup Holder	314	Backing Plates	439
Profile Connectors	315-316	Mesh Panel Retainer Assemblies	440
Floor Brackets & Mounts	317-319	Panel Stiffener & Gasket	440-441
Pivot Joints	320-324	Glass Panel Clamp	442
Footplates	325	Slatwall Panels	443
06 TSLOTS Panels		07 Metric Bearings	
Plastic Panels	328-331	Economy Bearings	446-447
PVC Coated Wire Mesh	331	Machining Services	448-449
Area Calculator Matrix	332	Replacement Pads	450
Panel Holder & Mesh Retainer Assembly	333	Brake Kits	451-452
Uniblock & Clip Block	334	ALL SERIES APPLICATIONS	
Plug in Profiles	335	09 CONNECT Guarding & LED Lights	
Cover & Reduction Profile	336	CONNECT Guarding	456-459
Glass Panel Clamp	337	LED Lights	460-461
METRIC		10 Tools	
02 Structural Extrusions		Allen Wrench Sets	464-465
Metric Extrusion	340-364	Cutters, Bits, Jigs & Taps	466-467
03 TSLOTS Brackets		11 Extrusion Profiles	
Corner Brackets & Gussets	368-374	Flat Stock & Tubes	470
Joining Strips & Plates	375-377	Angles	471
Tee Joining Plates	377-381	Gusset Profile & Nub	472
04 Fasteners		Right Angle Nub Profile	473-474
Fastener Application Test	384	Panel Mount Profile	475
Economy & Standard T-nuts	385	Single & Double Flange Bearing Profiles	475-476
Drop In T-nuts	386-387	Retainer Angles	476
Butt & Anchor Fasteners	387-388	Door Side Tracks	477
End Fasteners	388	12 Machining Services	
Single Tab End Fastener	389	Slot Locations	480
Z-Nuts	389	Ordering Notes	481
Screws	390-393	Order Example	482
Washers & Hex Nuts	393-394	Cut To Length	483
T-Matic Connectors	394	Tap	484-485
Plate Connectors	395	Access Hole	486-487
05 TSLOTS Hardware		Counterbore Anchor / Butt Fastening Assembly	488
Hinges	398-402	Counterbore with Through Hole	489
Handles	403-405	Door Handle Milling	490-491
Door Catches	406-411	Bolt & Central Connectors	492-493
Door Slide Track	411	Panels And Wire Mesh Cut	494
Tool Hangers & Clamp	412-413	Miter Saw Cuts & Counterbore	495
Binder Clips & Binding Blocks	413-414	Notch Services	496-497

Appendix

INTRODUCTION

Thank you for ordering the NEW TSLOTS catalog. The TSLOTS catalog has been enhanced to include new profiles, accessories, TSLOTS brackets and many other parts designed to complete your project. TSLOTS is a product offering of Bonnell Aluminum, an aluminum extrusion company that provides stock and custom extrusions. If your project calls for a custom extrusion, we can provide it for you too!

The concept behind the T-Slotted aluminum extrusion is to make assembly of structures faster and easier than using welded steel. That's because the main component of the system is the TSLOTS design: insert a T-Nut and fastener into a T-Slot and tighten. It's that simple. No welding or grinding required. All you need to tighten your TSLOTS design is a few simple hand tools.

When you are done, you have a durable, strong, lightweight structure that's functional and attractive. The high-strength extruded aluminum profiles have a clear and black anodize surface that is scratch and corrosion resistant. Your structure never needs painting and is maintenance free.

PRODUCT WARRANTY

All Bonnell Aluminum (TSLOTS) products are guaranteed to be free of actual defect in material and workmanship for (1) full year from the date product was shipped from the factory. This warranty is limited to replacing or repairing, at Bonnell's option, F.O.B. Bonnell Aluminum, any part which, upon Bonnell inspection, is found to have a defect in material and/or workmanship. Bonnell Aluminum in no event shall be liable for indirect or consequential damages arising out of the use of Bonnell Aluminum products. Components purchased by Bonnell Aluminum for inclusion by Bonnell Aluminum shall be warranted only to the extent set out above and/or to the guarantee or warranty, if any, made by the supplier of said component.

No warranty is made by Bonnell Aluminum, express or implied, that Bonnell Aluminum products as used in a customer's design and specifications are fit for that customer's specific purpose. Apart from the above express warranty, there are no warranties, express, implied or statutory, including, without limitation, warranties of merchantability and fitness for a particular purpose, which extend beyond the description on the face hereof.

All product is shipped via best carrier, unless customer specified, F.O.B. Clearfield, Utah.

» *Returned unused product will be subject to a 20% restocking fee.*

HOW TO CONTACT US

1201 S. Industrial Parkway
P.O. Box 160350
Clearfield, Utah 84016-0350

801.773.6282 Direct
800.824.2049 Toll Free
877.777.5753 Toll Free Fax

info@tslots.com Email

MINIMUM ORDERS

We don't believe in minimums. If you need it, we'll ship to you. We appreciate all of your business, even the small stuff.

HOW TO ORDER

The fastest way for your order to be processed is to follow the format below.

ALWAYS INCLUDE:

- *Ship to address (no P.O. Boxes)*
- *Shipping method*
- *Purchase order number*

WHEN ORDERING, IT IS BEST TO LIST YOUR ORDER IN PRODUCT GROUPS

1. Extrusions (TSLOTS and Structural)
2. Custom Machining
3. Panels (Plastic, Wire, Alupalite, etc.)
4. Machining Services (Cutting, Tapping, Access Holes, etc. for all aluminum and panels)
5. Hardware (Fasteners, Joining Plates, TSLOTS Brackets, Hinges, Hardware, Accessories, Linear Motion, Stanchions)
6. Special Instructions

	ITEM # (Description)	QTY	LENGTH	MACHINING SERVICE NUMBER
Extrusions	650000 TS 1010	4	22"	660035 Side A and B
	650005 TS 1515	8	45.25"	660028 Side A and B
	650008 TS 1530	2	240"	
	650010 TS 1545	4	15"	660020 in Side A1, A2, A3 B1, B2, B3
Custom Machining	Cust #	4		Custom 45° Angle per drawing
Panels	655432	2	4 sq. ft.	1/4" Clear Polycarb 24" x 24" w/ 4 660097 see drawing
Machining	660002	4		CTL TS 1010
	660003	8		CTL TS 1515
	660007	4		CTL TS 1545
	660035	8		1/4 -20 Tap for TS 1010
	660028	16		15 S. Access Hole .295 thru
	660020	24		15 S Anchor Fastener C'bore
	660062	2		Cut Plastic Panel < 48"
	660097	4		Notch Panel for End Fastener Clear per drawing
Hardware	651161	80		15 S End Fastener w/ screw 5/16-18
	655000	8		TS 1010 End Cap
	655105	10		15 S Black T-Slot Cover
	651138	30		15 S Double End Fastener w/Screw 5/16-18

Special Instructions: _____

CALIFORNIA PROPOSITION 65

WARNING: This product can expose you to chemicals including lead, cadmium, and mercury compounds, which are known to the State of California to cause cancer and birth defects or other reproductive harm. For more information go to www.P65Warnings.ca.gov.

1 TECHNICAL DATA

Technical Data & Information

EXTRUSION SPECIFICATIONS

Alloy – 6560 or equivalent*, T6 Temper

Yield Strength (0.2% proof test) – 172 mpa = 25 ksi

Tensile Strength (.02% proof test) – 206 mpa = 30 ksi

Elasticity (E) – approximately 10,000 ksi

Hardness – 12+ Webster Model "B"

Flatness – .004" per inch of width

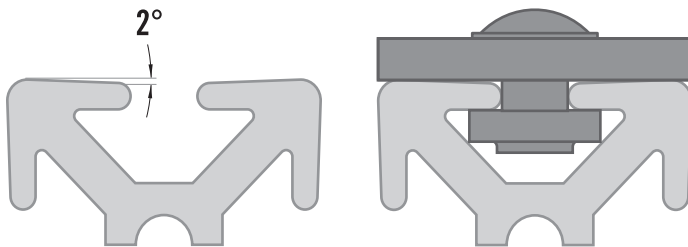
Straightness - .0125" per foot of length, not to exceed .120 inches over 20 feet of length

Twist – Twist per foot of length does not exceed .25° and total twist over 20 feet of length does not exceed 1.5°

**As an extruder, there are many other alloys that we can extrude. If your application calls for a different alloy, let us know and we can extrude it for you.*

SPRING LOCK FEATURE

Our Fractional and Metric TLOTS structural extrusions have a 2° taper that spring locks fasteners as they are tightened. Fasteners will not loosen, even under heavy vibration.



FASTENER TORQUE SPECIFICATIONS

The table (below) indicates the amount of torque needed in foot lbs. to activate the 2° drop lock feature of the extrusion. The nut and bolt combination is pre-loaded when tightened to the minimum torque rating. The pre-loaded state makes a vibration proof connection.

FASTENER DESCRIPTION	TESTED EXTRUSION	MIN FT LBS TORQUE	MAX FT LBS TORQUE
5/16-18 FBHSCS or BHSCS & Economy T-Nut	1.5" x 1.5"	10	20
Economy T-Slot Stud, Washer & Hex Nut	1.5" x 1.5"	25	30
15s Anchor Fastener & Standard T-Nut	1.5" x 1.5"	15	20
15s End Fastener	1.5" x 1.5"	10	22
1/4-20 FBHSCS or BHSCS & Economy T-Nut	1" x 1"	5	10
10s End Fastener	1" x 1"	5	17
10s Anchor Fastener & Standard T-Nut	1" x 1"	5	17
10-32 SHCS or BHSCS	1" x 1"	9	13

**These fastener torque specifications are to be used as a guide only. The person using this content is to assume all risk. With the many factors that can affect the torque specifications, the only way to determine the correct information is through a series of tests under actual assembly conditions.*

ALUMINUM ALLOY

An aluminum extrusion alloy is a predetermined mixture of one or more elements together with aluminum to be heated and hydraulically pressed through an extrusion die. Some common elements alloyed with aluminum include copper, magnesium, manganese, chromium, silicon, iron, nickel and zinc.

TSLOTS extrusions use the 6560 or equivalent alloy. In addition to aluminum, the major alloying elements for this alloy include: Mg .25-.45% and Si .35-.8%.

ANODIZING

Anodizing is an electrochemical process that thickens and toughens the naturally occurring protective oxide. The resulting finish makes a corrosion resistant extrusion. TSLOTS extrusions have an acid etch anodize finish that is .4-.6 mil. thick. And the anodize is a Type 2 Sulfuric.

REMEMBER – WE CUSTOM EXTRUDE TOO!

TSLOTS can ship you a finished extrusion with your orders. TSLOTS provides the following operations:

- Extrusion
- Machining
- Heat treating
- Warehousing
- Cut to length
- Anodizing
- Painting
- Fabrication
- Engineering assistance
- Punch, slot, countersink

TSLOTS VS. WELDED STEEL

TSLOTS ADVANTAGES

- Linear adjustment in X, Y and Z axis
- No welding
- No painting (unless you want to)
- No rusting
- No cleanup
- No special tools
- No electricity
- Easy modifications
- Add on attachments
- Remove attachments
- Strong support ability
- Linear slide capability
- Comes packed ready to assemble or arrives assembled if desired
- Compatibility with competitors attachments
- Lower cost per project
- Lightweight and easy to use

WELDED STEEL DISADVANTAGES:

- Special equipment, welder
- Welding supplies
- Paint
- Cleaning supplies
- Fabricating equipment
- May rust

WELDED STEEL ADVANTAGES

- Permanent assembly

MAKING CHANGES TO YOUR DESIGN IS EASY!



BEFORE



AFTER

Technical Data & Information

DEFLECTION CALCULATIONS

Using the calculations below, find your approximate deflection* for a specific TSLOTS extrusion. See table below for variations.

EQUATION VARIABLE UNITS RESPECTIVELY

- Max. Deflection is in inches
- "F" or Force is in pounds
- "L" or Length is in inches
- "E" or Modulus of elasticity is in pounds per inch squared
- "I" or Moment of Inertia is in inches⁴
- "W" or Weight is in pounds per inch

* For reference only.

SUPPORTED LOADS

CONCENTRATED LOAD AT CENTER (*simply supported*)



UNIFORMLY DISTRIBUTED LOAD (*simply supported*)



CONCENTRATED LOAD AT CENTER (*between fixed supports*)

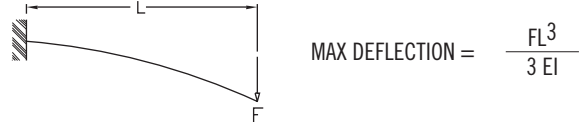


UNIFORMLY DISTRIBUTED LOAD (*between fixed supports*)

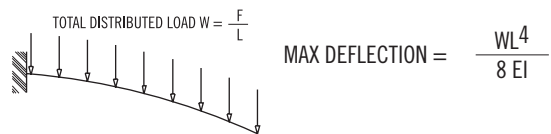


CANTILEVER LOADS

CONCENTRATED LOAD AT CENTER (*simply supported*)



UNIFORMLY DISTRIBUTED LOAD (*simply supported*)



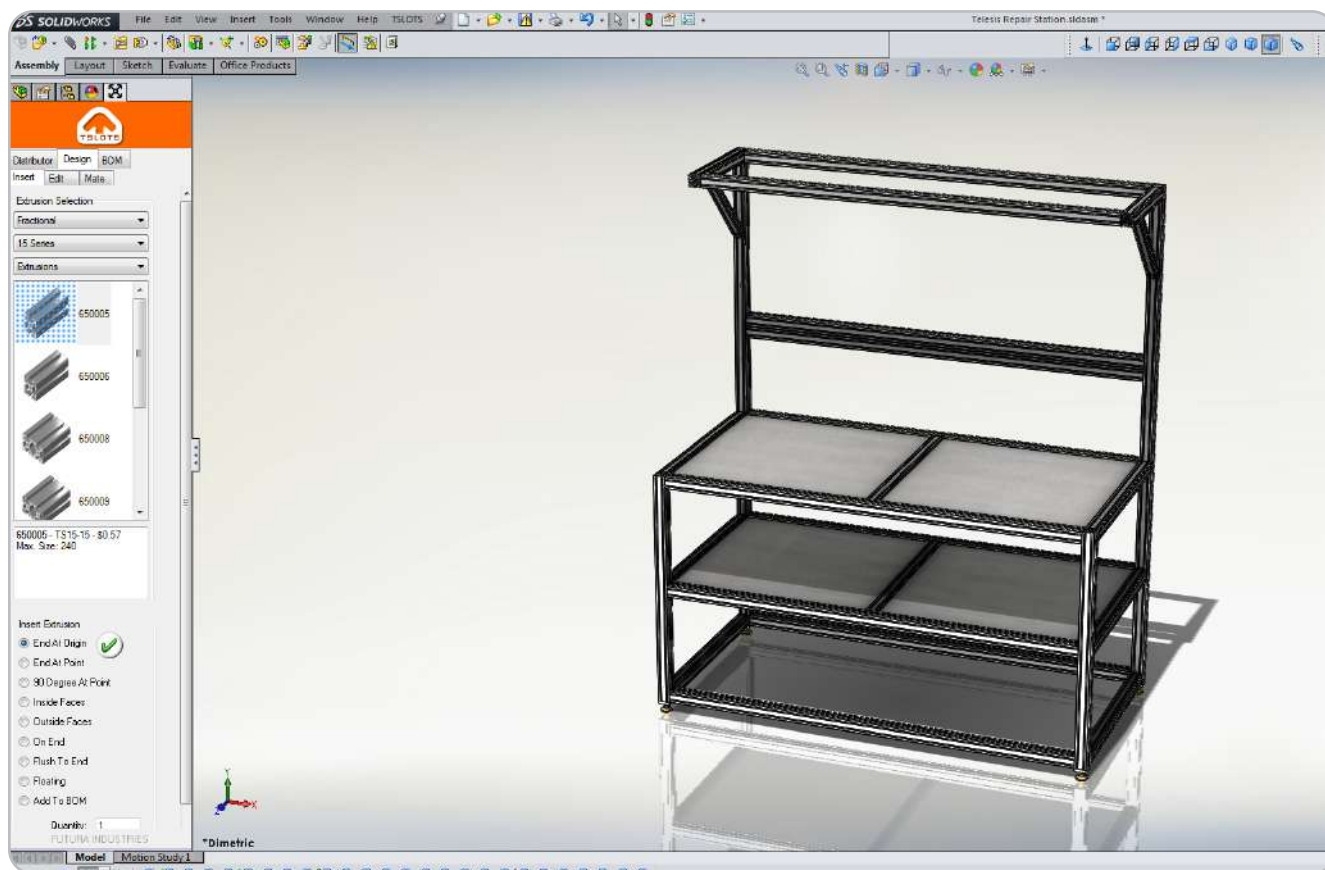
EXTRUSION	(E) MODULUS OF ELASTICITY	(Ix) MOMENT OF INERTIA	(Iy) MOMENT OF INERTIA
TS10-10	10,000,000 lbs/sq. in	.046 in ⁴	.046 in ⁴
TS10-10QR	10,000,000 lbs/sq. in	.0435 in ⁴	.0435 in ⁴
TS10-20	10,000,000 lbs/sq. in	.087 in ⁴	.321 in ⁴
TS20-20	10,000,000 lbs/sq. in	.578 in ⁴	.578 in ⁴
TS15-15	10,000,000 lbs/sq. in	.266 in ⁴	.266 in ⁴
TS15-15L	10,000,000 lbs/sq. in	.194 in ⁴	.194 in ⁴
TS15-15QR	10,000,000 lbs/sq. in	.172 in ⁴	.172 in ⁴
TS15-30	10,000,000 lbs/sq. in	.502 in ⁴	1.877 in ⁴
TS15-30L	10,000,000 lbs/sq. in	.408 in ⁴	1.431 in ⁴
TS15-45	10,000,000 lbs/sq. in	.739 in ⁴	5.913 in ⁴
TS30-30	10,000,000 lbs/sq. in	3.379 in ⁴	3.379 in ⁴
TS30-60	10,000,000 lbs/sq. in	6.430 in ⁴	21.856 in ⁴

» Deflection calculations are for reference only - they are only approximate.

TSLOTS DESIGNPRO™

Save Time and Money with TSLOTS Design Pro

TSLOTS Design Pro is an add-in for Solidworks 2011-Current that allows you to quickly take your ideas and to generate a realistic 3D representation.



BENEFITS OF TSLOTS DESIGNPRO™

- Reduces Modular Framing Design by over 50%
- Uses Solidworks Functionality to assist in the design
- Access to TSLOTS Library of Parts

DESIGNPRO™ TUTORIALS

Design Pro tutorials can be found inside the software, or from our website at www.tslots.com/designpro-tutorials/

If you have questions regarding Design Pro, contact our TSLOTS Design Dept. at saleseng@tslots.com

Technical Data & Information

WANT A QUICK QUOTE NOW?

We request that the applicable information below be included in the quote request. This will ensure that we have all the information we need to complete the quote quickly and accurately.

REQUEST TYPE	DIM./DETAILS	EXTRUSION	FASTENERS	PANELS	PANEL MOUNT
BOM (24 hrs)	Outside Dim.	10 Series	Joining Plate	Acrylic	In Slot
Budgetary (1-2d)	Inside Dim.	15 Series	Bracket/Gusset	Polycarbonate	Retainers
Quote (2-3d)	DWG/Model	40 Series	End Fastener	HDPE	Mount Blocks
		B Series	Anchor Fastener	Haircell	Surface Mount
			SHCS fastener	Expanded PVC	

DESIGN REQUIREMENTS

REQUEST TYPE

The quickest way to receive a quote is to provide us with a Bill of Materials. Detailed dimensioned drawings or solid models are preferred and can greatly decrease turnaround time. The complexity of the request is the main determining factor in regards to turnaround time.

DIMENSIONS/DETAILS

Please include as many critical dimensions as possible. The more details you can call out on a drawing, the better. If you don't have a drawing, please specify whether the dimensions you provided are inside critical or outside critical. Not having a drawing or model will increase lead time.

EXTRUSION SELECTION

Knowing this information is one of the quickest ways to get us started. Within each of the series, there are a number of extrusions to choose from. Using part numbers is preferred.

FASTENERS

It is important for us to know how we need to quote the connections. As with everything, the more specific you can be the better. Using part numbers is preferred.

PANELS


We have a variety of panels to choose from. When selecting panel, please specify material, thickness, and color.

PANEL MOUNTING

Panel mounting can be done in a few different ways as listed below. Please choose the best for your application.

ASSEMBLY/KIT

Please specify whether you would like us to assemble the quote or provide it as a kit. If left unspecified, the request will be quoted as a kit.



CONTENT

02 Structural Extrusions

10 Series	16-30
15 Series	31-54

02 EXTRUSIONS

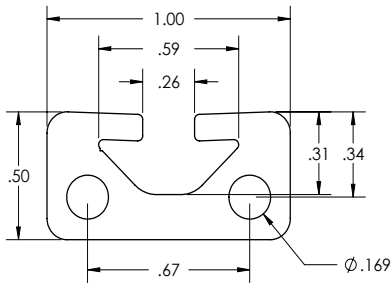
Fractional Extrusions

10 SERIES

TS10-50

Clear Anodized - **650021**

Black Anodized - **650121**



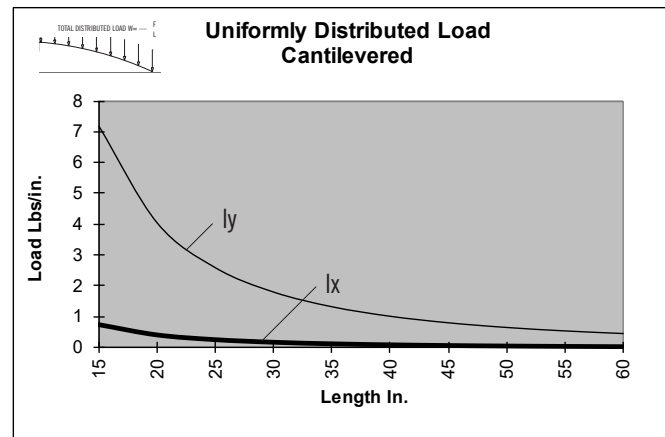
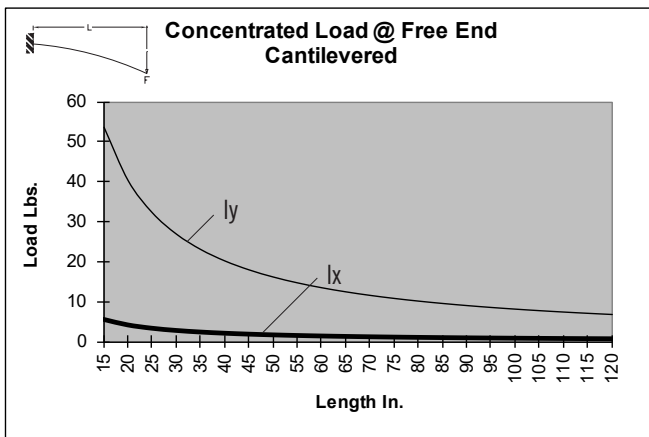
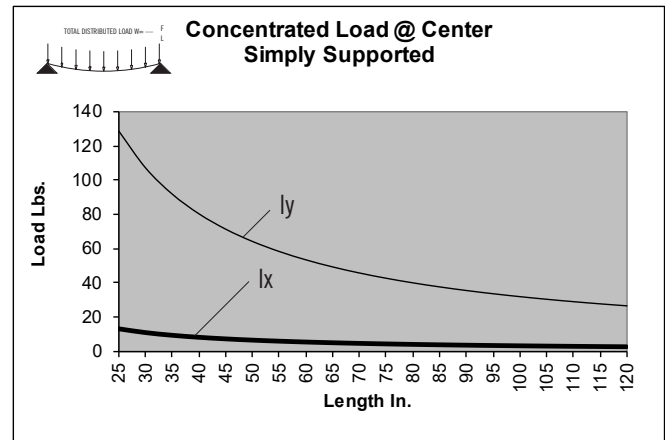
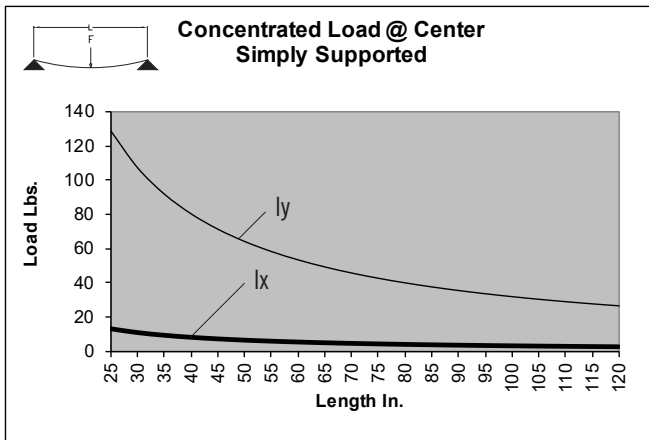
SPECIFICATIONS

Length	145"
Weight	0.376 lbs/ft (0.560 kg/m)
Estimated Area	0.313 in ² (2.019 cm ²)
Moment of Inertia	$I_x=0.007$ in ⁴ (0.291 cm ⁴) $I_y=0.031$ in ⁴ (1.290 cm ⁴)

MACHINE SERVICES

CTL	660002
Single Access Hole	660029
Single Anchor Fastener	660022
Tap 10-32	660190
Tap M5	660189

BEAM SELECTION BY LOAD AND LENGTH



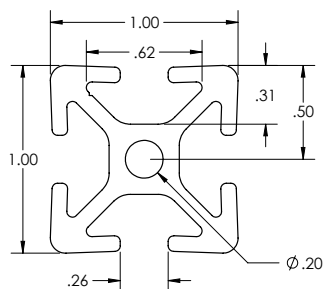
* Charts based on allowable loads related to yield strength with a margin of safety equal to five.

» For deflection equations see page 10

10 SERIES

TS10-10

Clear Anodized - **650000**
 Black Anodized - **650100**



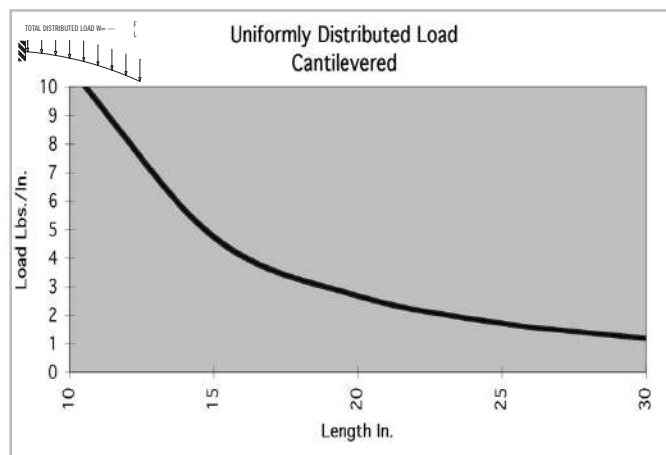
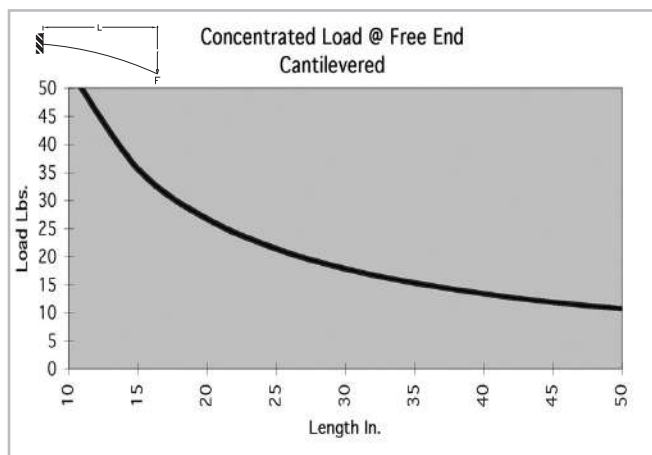
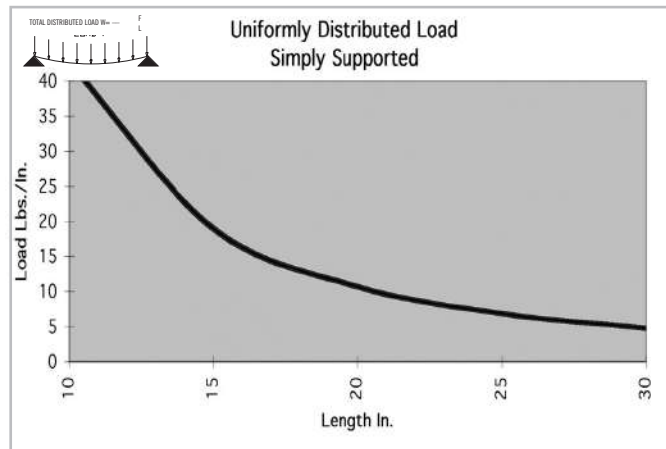
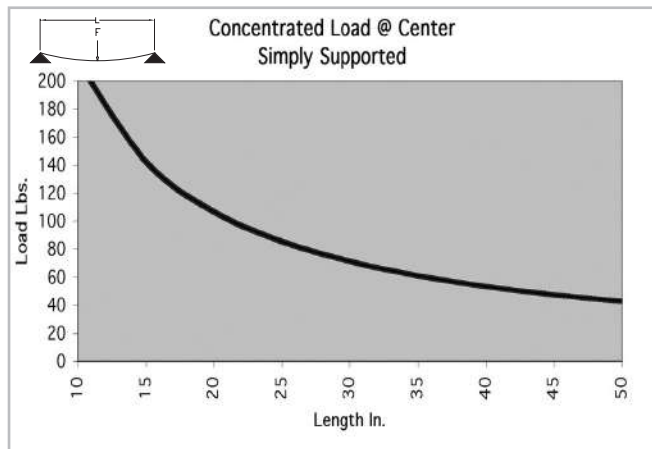
SPECIFICATIONS

Length240"
Weight	0.548 lbs/ft (0.816 kg/m)
Estimated Area	0.457 in ² (2.948 cm ²)
Moment of Inertia	I _x =0.046 in ⁴ (1.915 cm ⁴) I _y =0.046 in ⁴ (1.915 cm ⁴)

MACHINE SERVICES

CTL	660002
Single Access Hole	660029
Single Anchor Fastener	660022
Tap 1/4 -20	660035
Tap M6	660036

BEAM SELECTION BY LOAD AND LENGTH



* Charts based on allowable loads related to yield strength with a margin of safety equal to five.

» For deflection equations see page 10

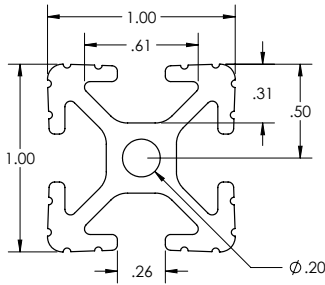
Fractional Extrusions

10 SERIES

TS10-10 GR

Clear Anodized - **650070**

Black Anodized - **650170**



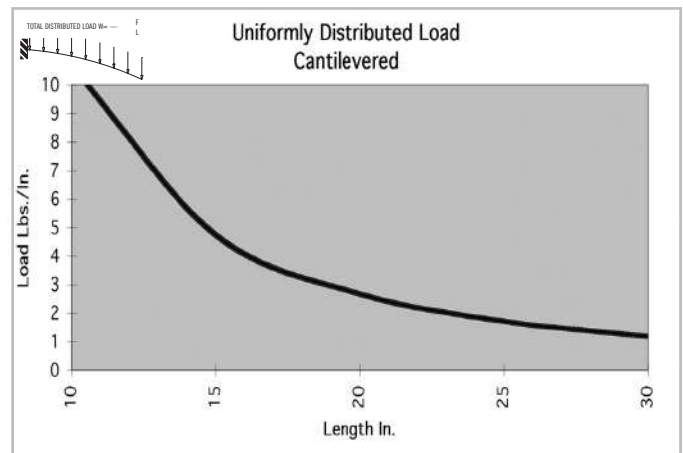
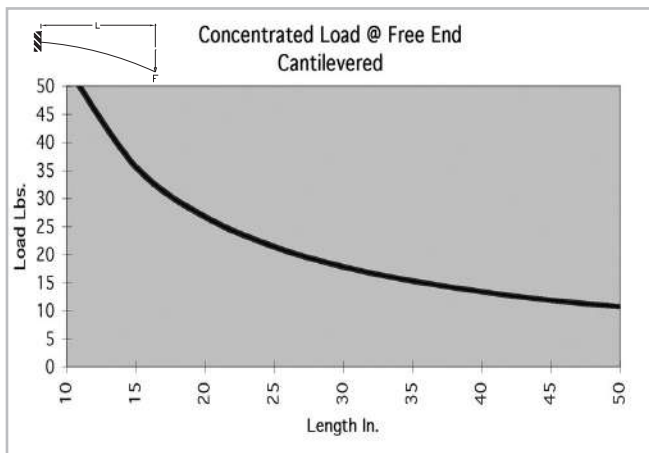
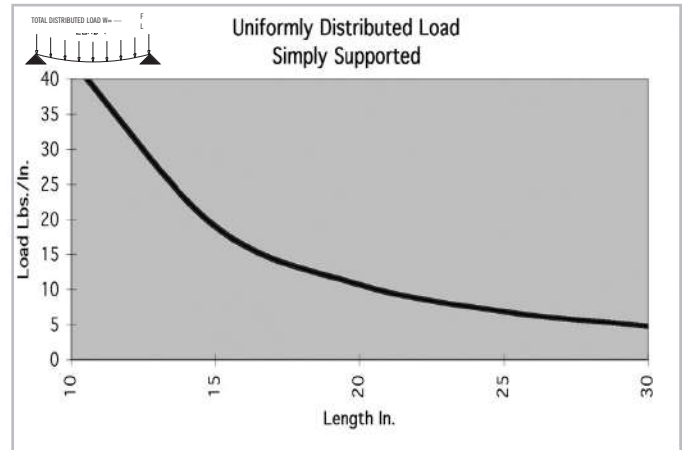
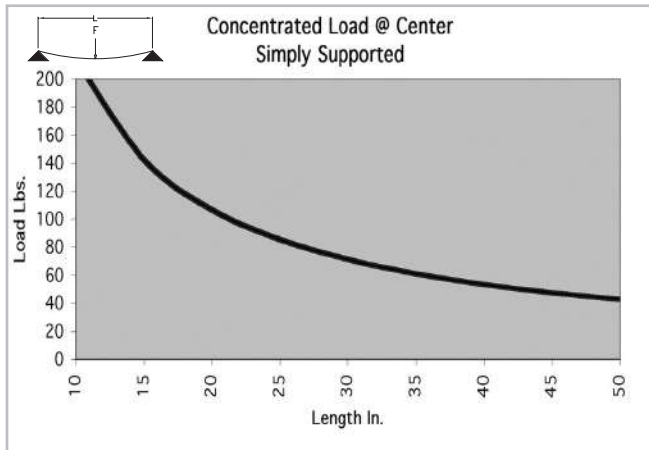
SPECIFICATIONS

Length	240"
Weight	0.548 lbs/ft (0.816 kg/m)
Estimated Area	0.457 in ² (2.948 cm ²)
Moment of Inertia	$I_x=0.046$ in ⁴ (1.915 cm ⁴)
		$I_y=0.046$ in ⁴ (1.915 cm ⁴)

MACHINE SERVICES

CTL	660002
Single Access Hole	660029
Single Anchor Fastener	660022
Tap 1/4 -20	660035
Tap M6	660036

BEAM SELECTION BY LOAD AND LENGTH



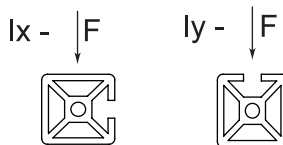
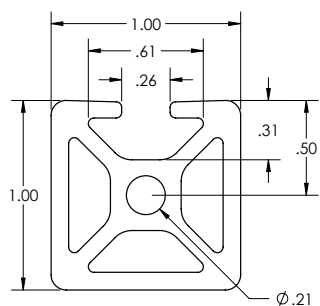
* Charts based on allowable loads related to yield strength with a margin of safety equal to five.

» For deflection equations see page 10

10 SERIES

TS10-10 MONOSLOT

Clear Anodized - 650060



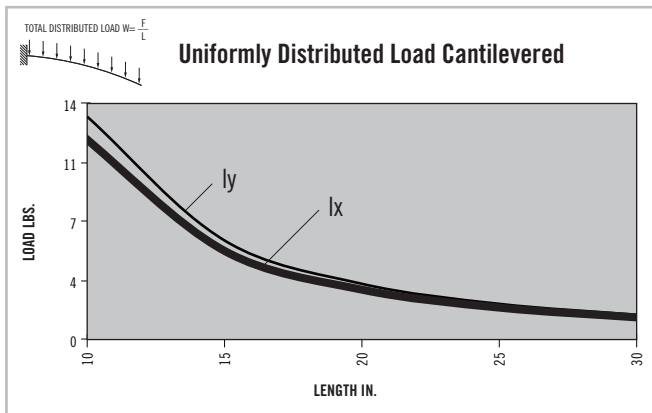
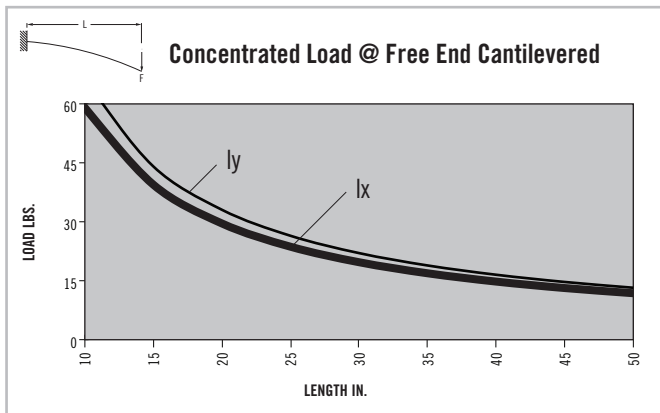
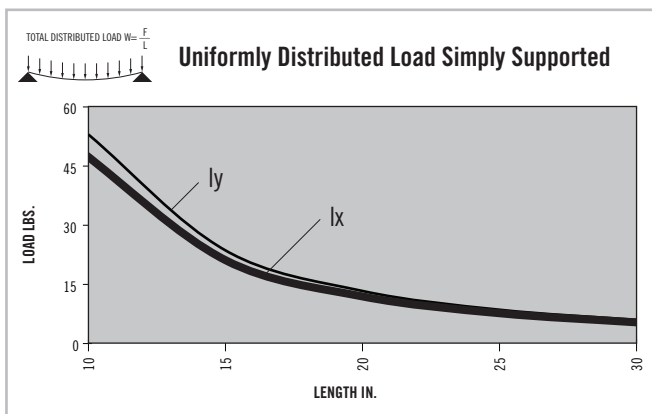
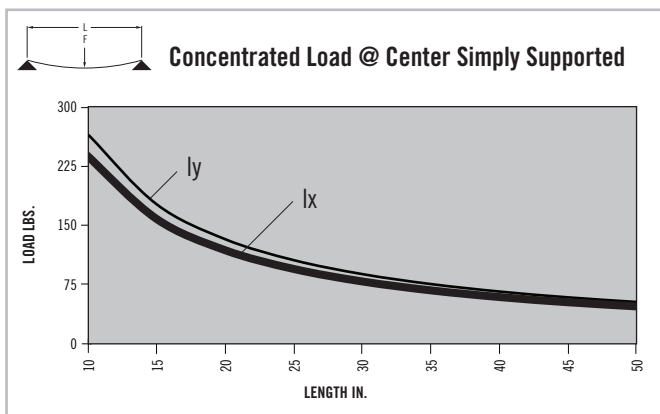
SPECIFICATIONS

Length	240"
Weight	0.637 lbs/ft (0.948 kg/m)
Estimated Area	0.531 in ² (3.426 cm ²)
Moment of Inertia	$I_x=0.051$ in ⁴ (2.136 cm ⁴) $I_y=0.057$ in ⁴ (2.371 cm ⁴)

MACHINE SERVICES

CTL	660002
Single Access Hole	660029
Single Anchor Fastener	660022
Tap 1/4 -20	660035
Tap M6	660036

BEAM SELECTION BY LOAD AND LENGTH



* Charts based on allowable loads related to yield strength with a margin of safety equal to five.

» For deflection equations see page 10

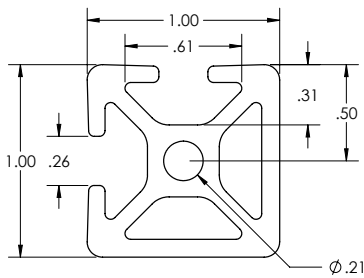
Fractional Extrusions

10 SERIES

TS10-10 BISLOT AD

Clear Anodized - **650061**

Black Anodized - **650161**



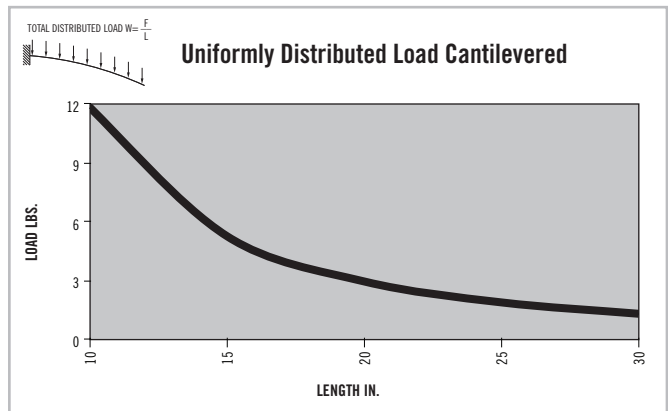
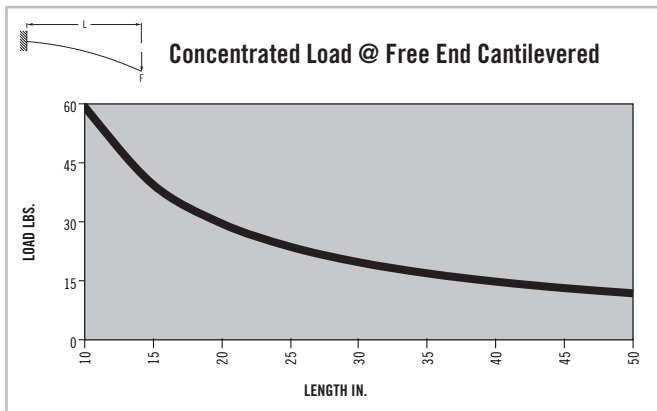
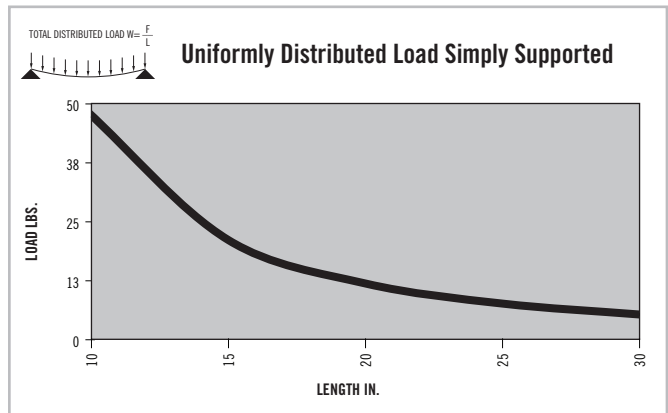
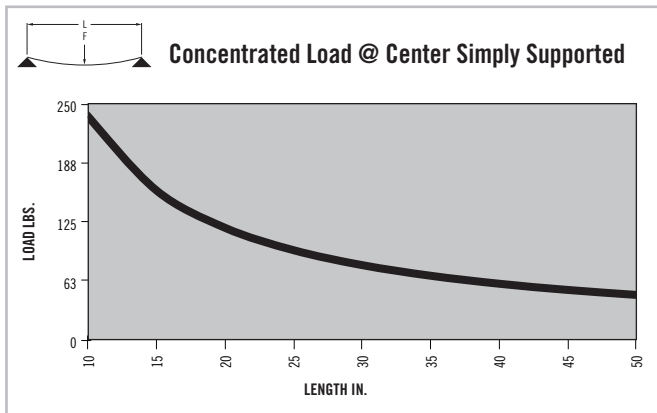
SPECIFICATIONS

Length	240"
Weight	0.605 lbs/ft (0.900 kg/m)
Estimated Area	0.504 in ² (3.253 cm ²)
Moment of Inertia	$I_x=0.051 \text{ in}^4$ (2.136 cm ⁴) $I_y=0.051 \text{ in}^4$ (2.136 cm ⁴)

MACHINE SERVICES

CTL	660002
Single Access Hole	660029
Single Anchor Fastener	660022
Tap 1/4 -20	660035
Tap M6	660036

BEAM SELECTION BY LOAD AND LENGTH



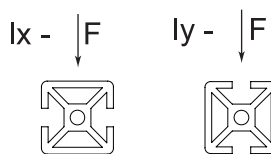

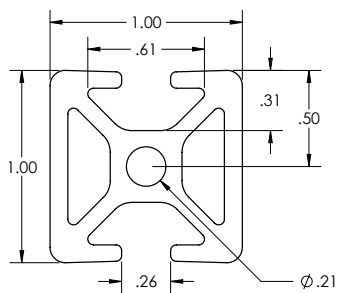
* Charts based on allowable loads related to yield strength with a margin of safety equal to five.

» For deflection equations see page 10

10 SERIES

TS10-10 BISLOT OPP

Clear Anodized - 650062



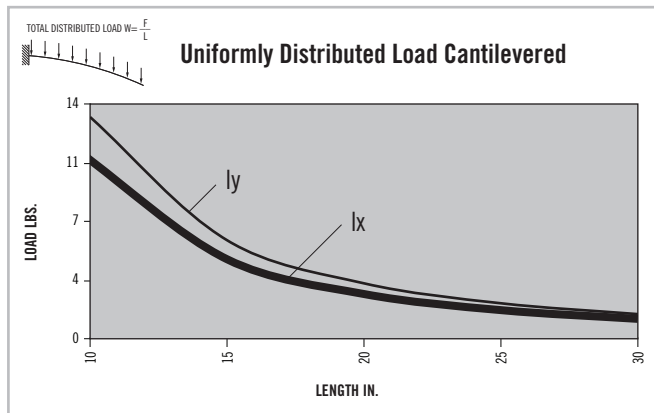
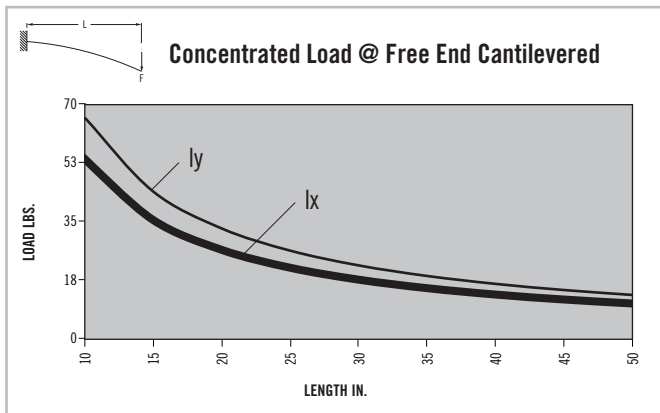
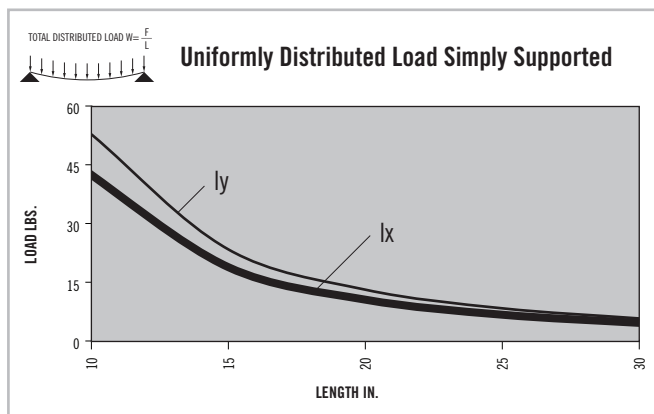
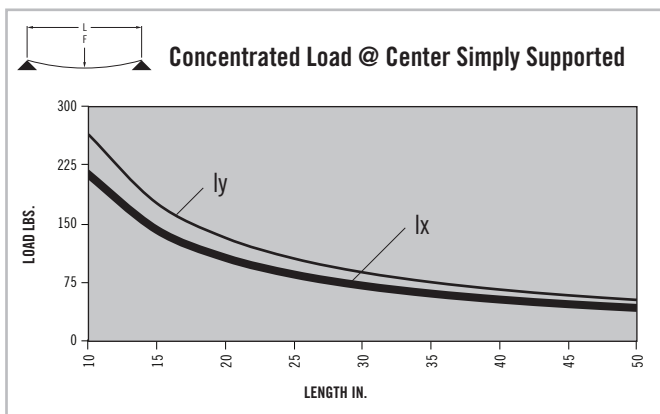
SPECIFICATIONS

Length	240"
Weight	0.605 lbs/ft (0.900 kg/m)
Estimated Area	0.504 in ² (3.253 cm ²)
Moment of Inertia	I _x =0.046 in ⁴ (1.913 cm ⁴)
		I _y =0.057 in ⁴ (2.371 cm ⁴)

MACHINE SERVICES

CTL	660002
Single Access Hole	660029
Single Anchor Fastener	660022
Tap 1/4 -20	660035
Tap M6	660036

BEAM SELECTION BY LOAD AND LENGTH



* Charts based on allowable loads related to yield strength with a margin of safety equal to five.

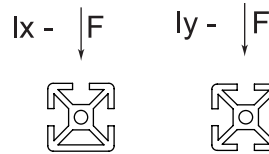
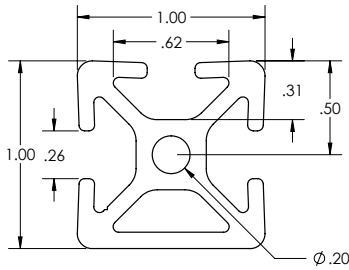
» For deflection equations see page 10

Fractional Extrusions

10 SERIES

TS10-10 TRISLOT

Clear Anodized - 650063



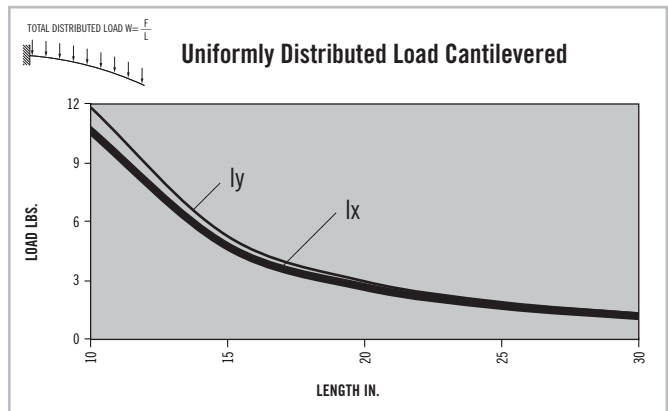
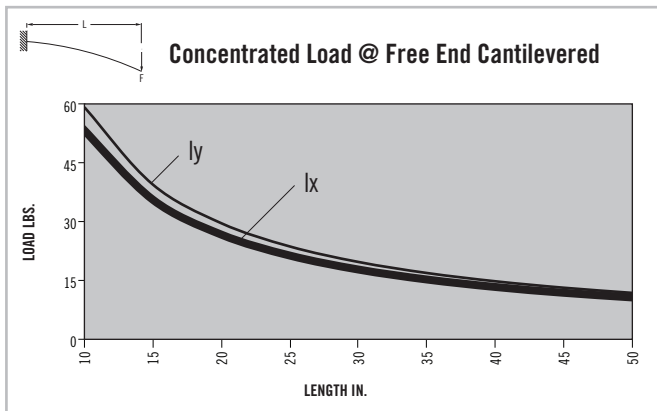
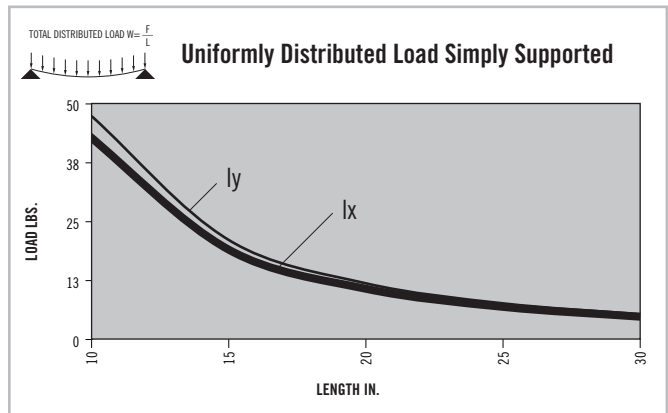
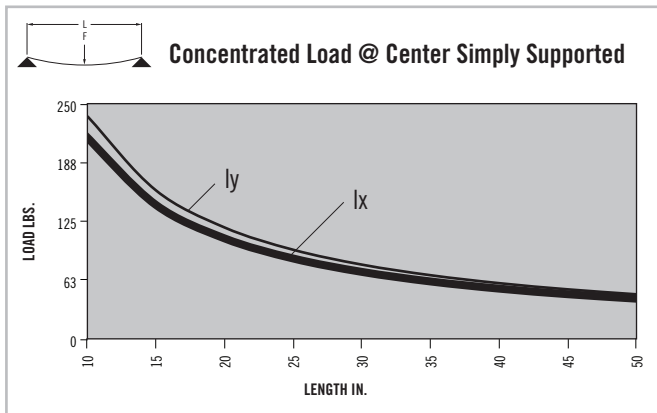
SPECIFICATIONS

Length240"
Weight	0.563 lbs/ft (0.837 kg/m)
Estimated Area	0.477 in ² (3.080 cm ²)
Moment of Inertia	$I_x=0.046 \text{ in}^4 (1.902 \text{ cm}^4)$ $I_y=0.051 \text{ in}^4 (2.112 \text{ cm}^4)$

MACHINE SERVICES

CTL	660002
Single Access Hole	660029
Single Anchor Fastener	660022
Tap 1/4 -20	660035
Tap M6	660036

BEAM SELECTION BY LOAD AND LENGTH



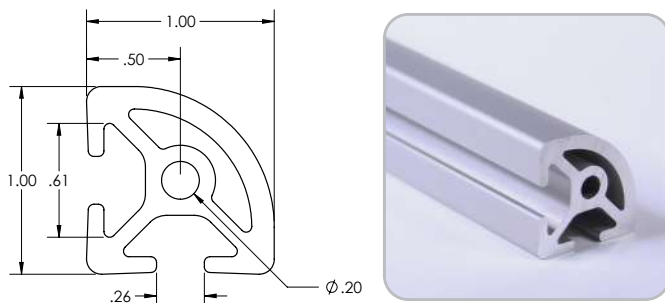
* Charts based on allowable loads related to yield strength with a margin of safety equal to five.

» For deflection equations see page 10

10 SERIES

TS10-10QR

Clear Anodized - 650040



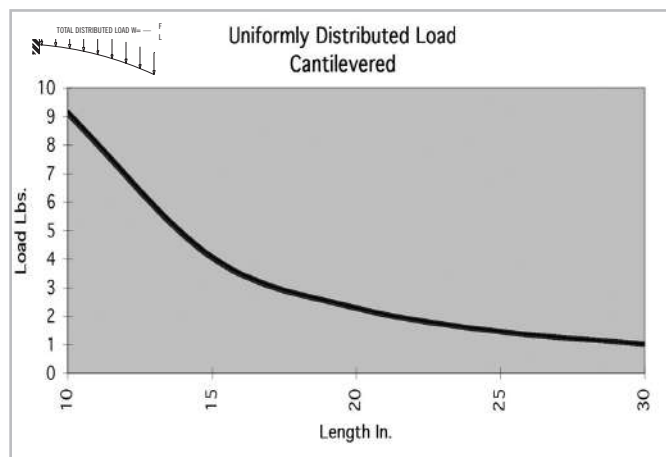
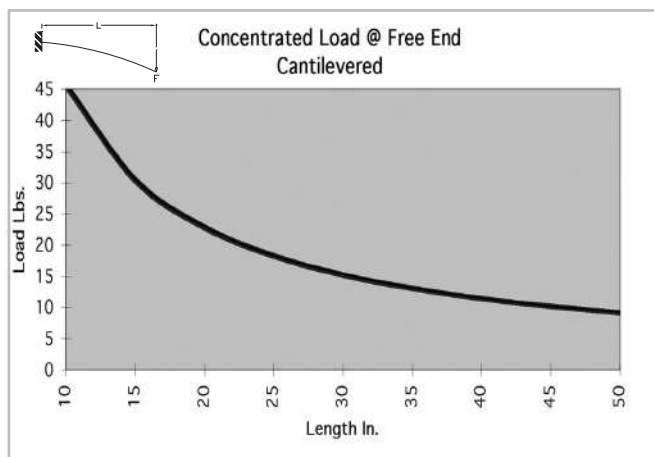
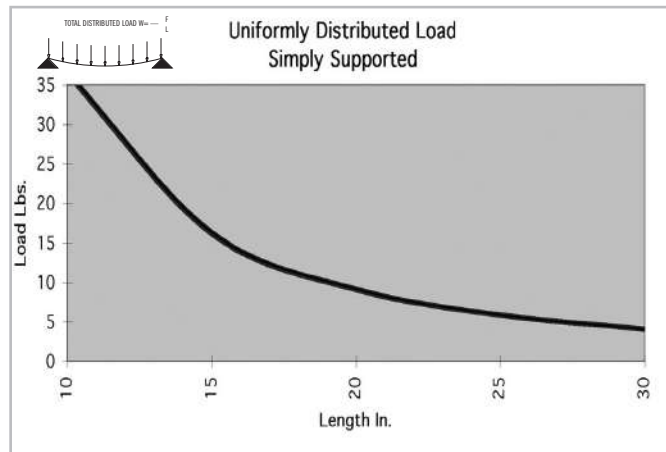
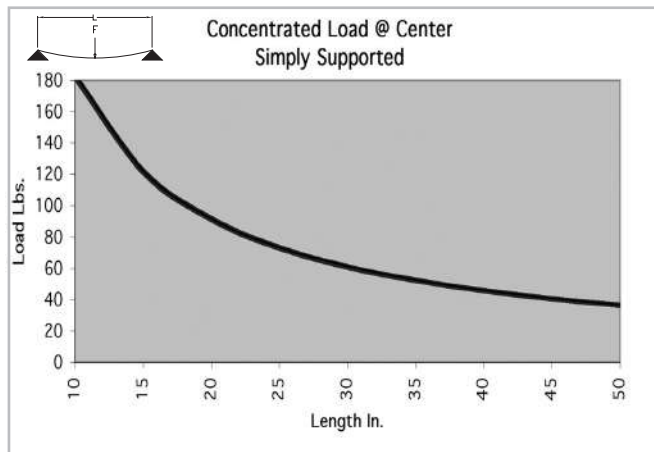
SPECIFICATIONS

Length	240"
Weight	0.562 lbs/ft (.836 kg/m)
Estimated Area	0.4727 in ² (3.05 cm ²)
Moment of Inertia	I _x =.0435 in ⁴ (1.81 cm ⁴)
	I _y =.0435 in ⁴ (1.81 cm ⁴)

MACHINE SERVICES

CTL	660002
Single Access Hole	660029
Single Anchor Fastener	660022
Tap 1/4 -20	660035
Tap M6	660026

BEAM SELECTION BY LOAD AND LENGTH



* Charts based on allowable loads related to yield strength with a margin of safety equal to five.

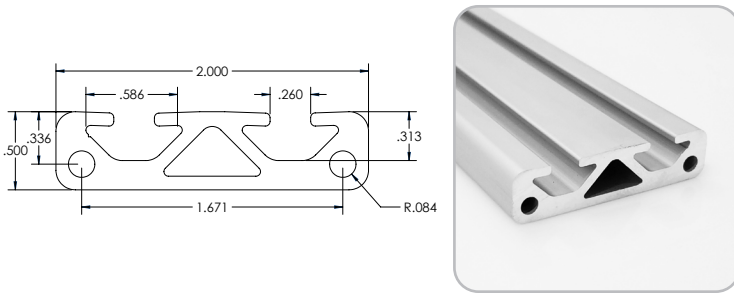
» For deflection equations see page 10

Fractional Extrusions

10 SERIES

TS20-50

Clear Anodized - 650011



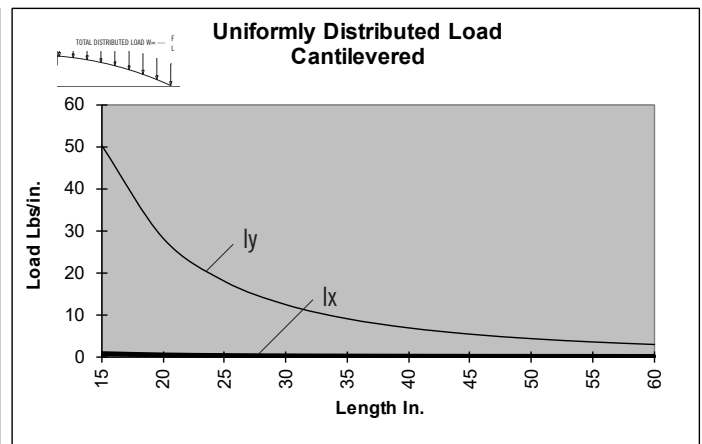
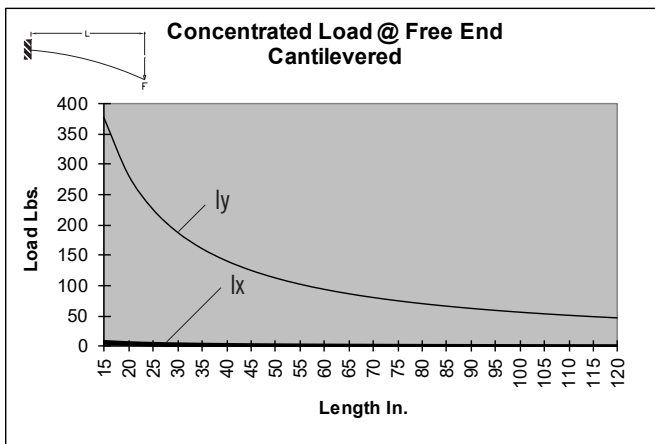
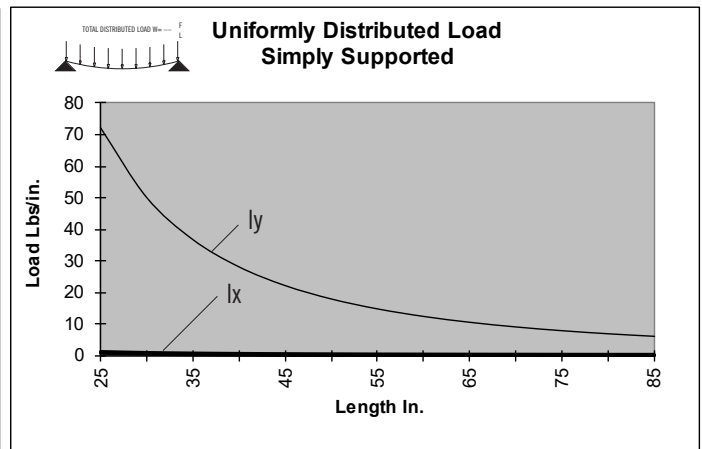
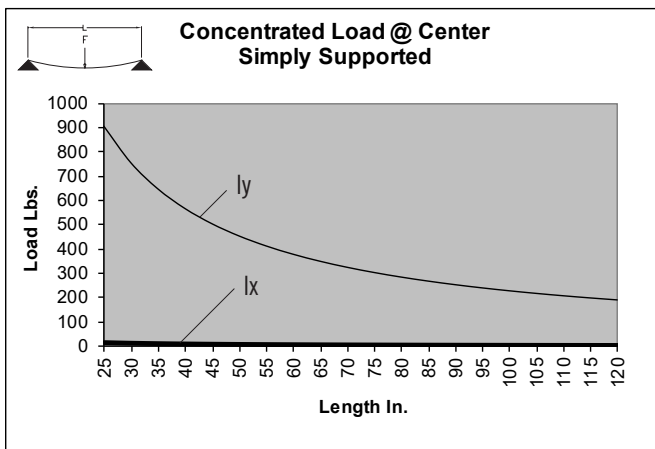
SPECIFICATIONS

Length	145"
Weight	0.674 lbs/ft (1.003 kg/m)
Estimated Area	0.562 in ² (3.626 cm ²)
Moment of Inertia	$I_x=0.014$ in ⁴ (0.582 cm ⁴)
	$I_y=0.217$ in ⁴ (9.032 cm ⁴)

MACHINE SERVICES

CTL	660000
Single Access Hole	660029
Single Anchor Fastener	660022
Tap 10-32	660190
Tap M5	660189

BEAM SELECTION BY LOAD AND LENGTH



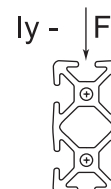
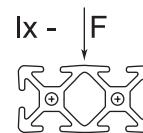
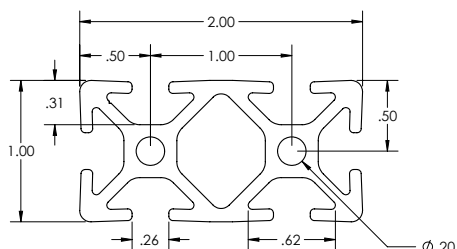
* Charts based on allowable loads related to yield strength with a margin of safety equal to five.

» For deflection equations see page 10

10 SERIES

TS10-20

Clear Anodized - **650002**
 Black Anodized - **650102**



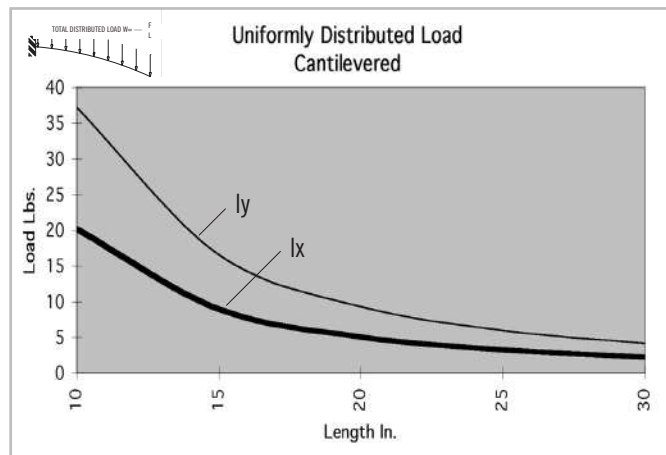
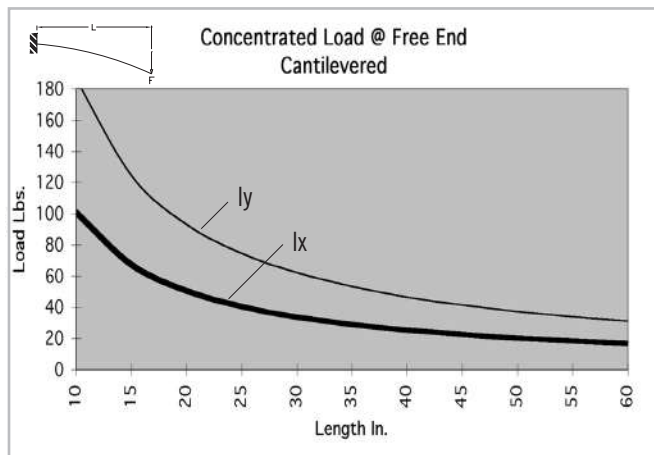
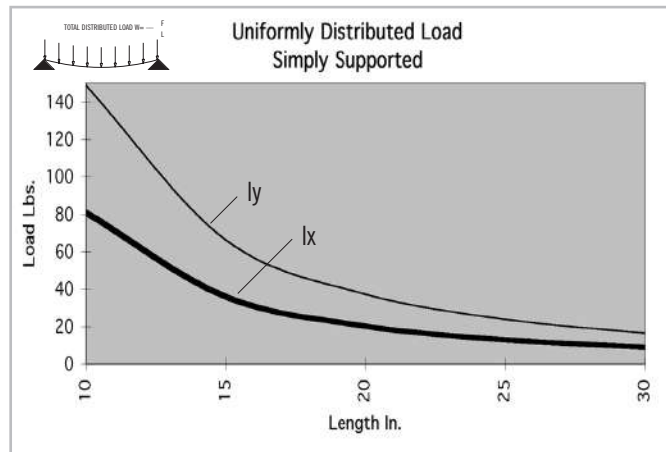
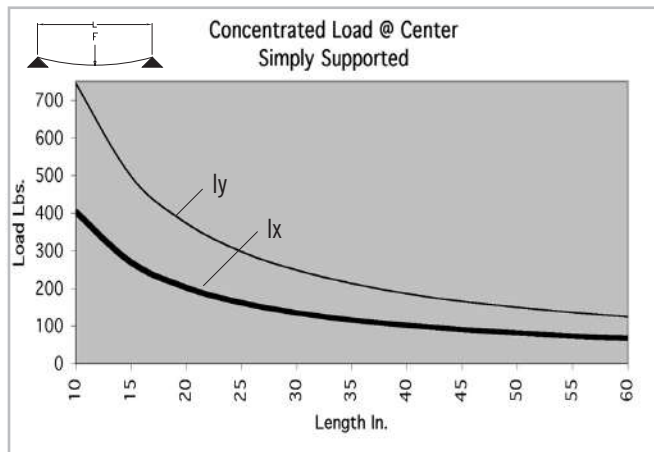
SPECIFICATIONS

Length	240"
Weight	0.962 lbs/ft (1.431 kg/m)
Estimated Area	0.824 in ² (5.316 cm ²)
Moment of Inertia	I _x =.087 in ⁴ (3.621 cm ⁴)
		I _y =.321 in ⁴ (13.361 cm ⁴)

MACHINE SERVICES

CTL	660000
Single Access Hole	660029
Single Anchor Fastener	660022
Tap 1/4 - 20	660025
Tap M6	660026

BEAM SELECTION BY LOAD AND LENGTH



* Charts based on allowable loads related to yield strength with a margin of safety equal to five.

» For deflection equations see page 10

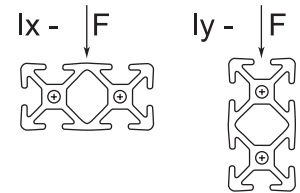
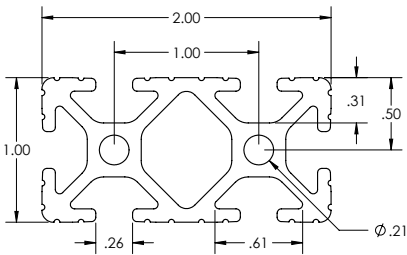
Fractional Extrusions

10 SERIES

TS10-20 GR

Clear Anodized - 650071

Black Anodized - 650171



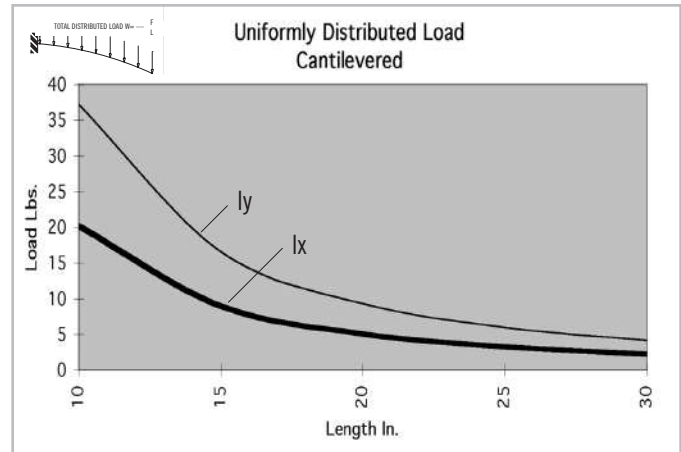
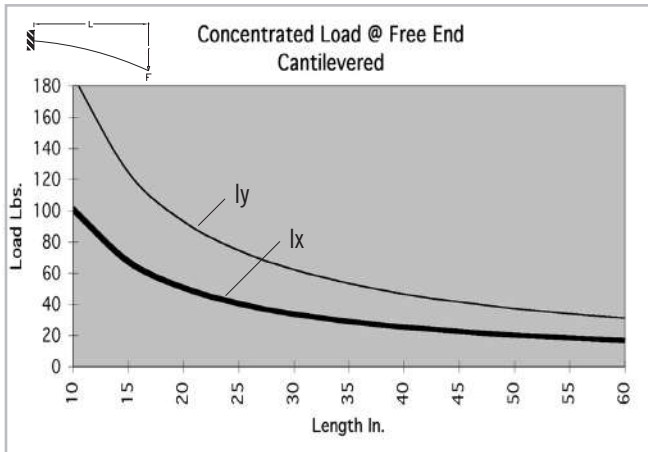
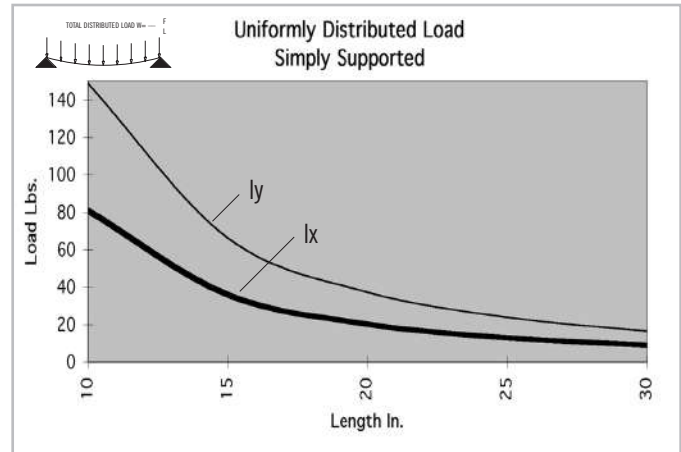
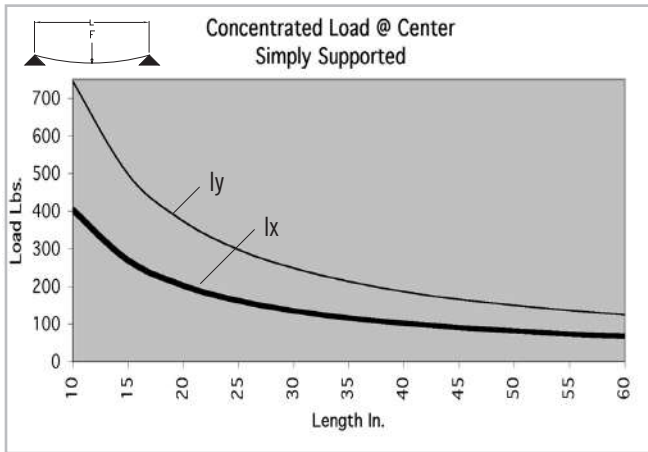
SPECIFICATIONS

Length	240"
Weight	0.970 lbs/ft (1.443 kg/m)
Estimated Area	0.824 in ² (5.316 cm ²)
Moment of Inertia	Ix=.087 in ⁴ (3.621 cm ⁴)
	Iy=.321 in ⁴ (13.361 cm ⁴)

MACHINE SERVICES

CTL	660000
Single Access Hole	660029
Single Anchor Fastener	660022
Tap 1/4 -20	660025
Tap M6	660026

BEAM SELECTION BY LOAD AND LENGTH



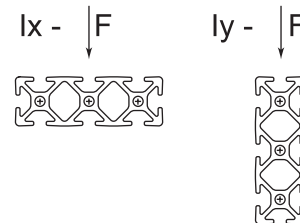
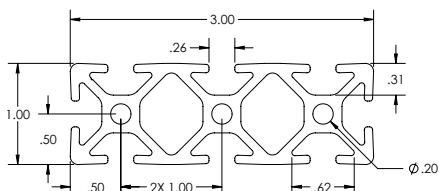
* Charts based on allowable loads related to yield strength with a margin of safety equal to five.

» For deflection equations see page 10

10 SERIES

TS10-30

Clear Anodized - **650001**
 Black Anodized - **650101**



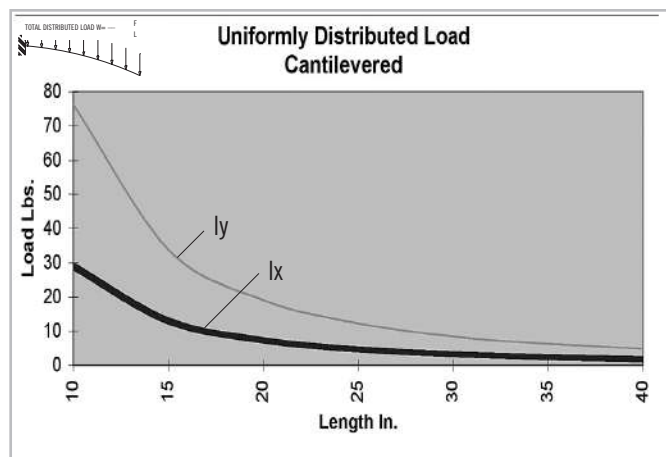
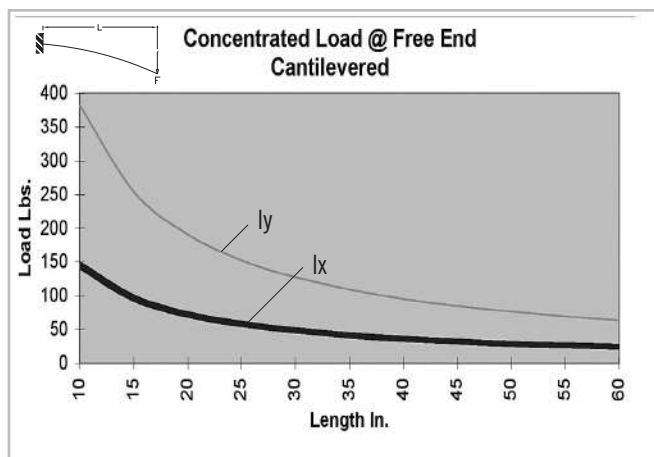
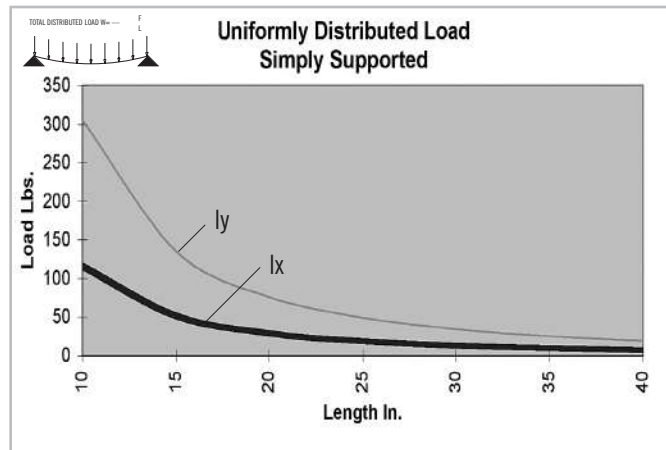
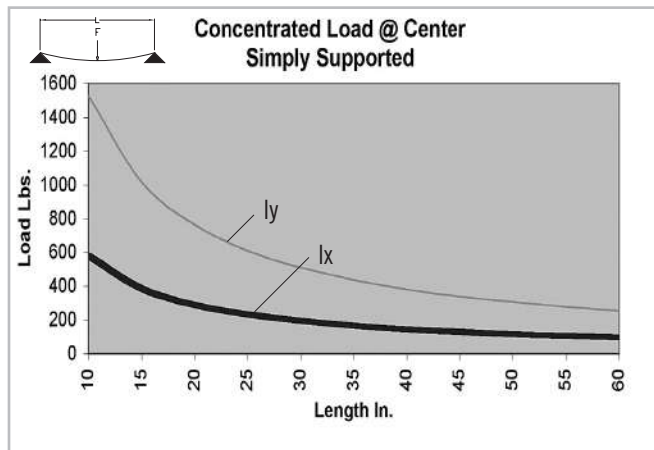
SPECIFICATIONS

Length	240"
Weight	1.397 lbs/ft (2.079 kg/m)
Estimated Area	1.169 in ² (7.806 cm ²)
Moment of Inertia	$I_x = .125 \text{ in}^4$ (5.202 cm ⁴) $I_y = .986 \text{ in}^4$ (41.040 cm ⁴)

MACHINE SERVICES

CTL	660001
Single Access Hole	660029
Single Anchor Fastener	660022
Tap 1/4 -20	660016
Tap M6	660017

BEAM SELECTION BY LOAD AND LENGTH



* Charts based on allowable loads related to yield strength with a margin of safety equal to five.


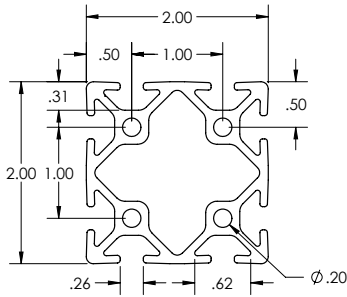
» For deflection equations see page 10

Fractional Extrusions

10 SERIES

TS20-20

Clear Anodized - **650003**
 Black Anodized - **650103**



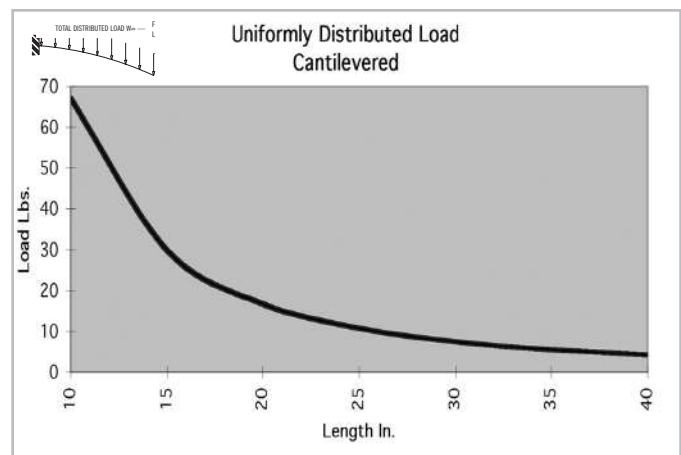
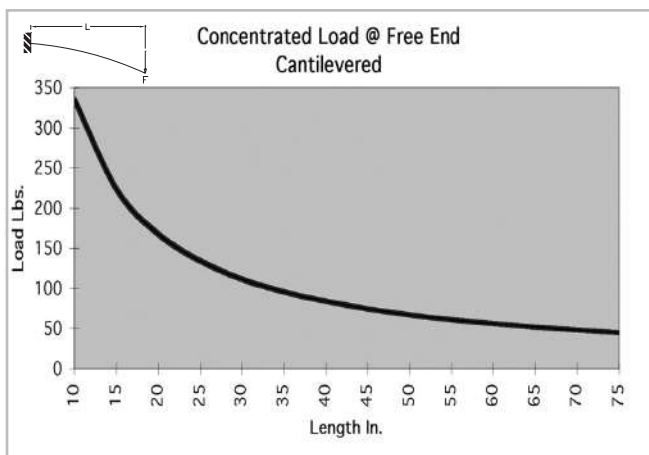
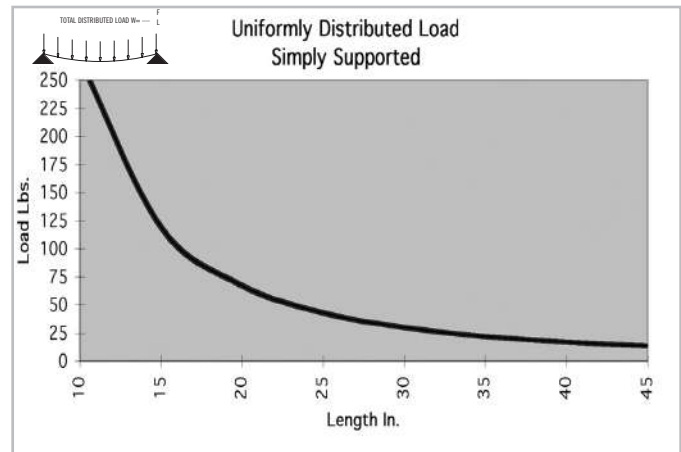
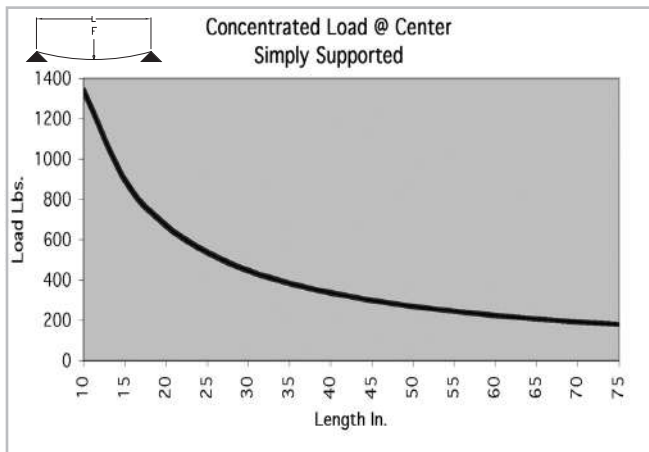
SPECIFICATIONS

Length	240"
Weight	1.511 lbs/ft (2.249 kg/m)
Estimated Area	1.258 in ² (8.290 cm ²)
Moment of Inertia	I _x = .578 in ⁴ (24.058 cm ⁴) I _y = .578 in ⁴ (24.058 cm ⁴)

MACHINE SERVICES

CTL	660004
Single Access Hole	660029
Single Anchor Fastener	660022
Tap 1/4 -20	660037
Tap M6	660040

BEAM SELECTION BY LOAD AND LENGTH



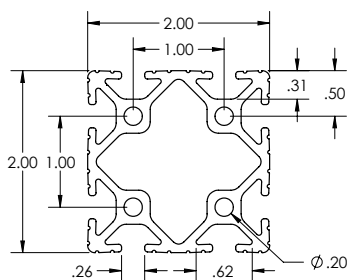
* Charts based on allowable loads related to yield strength with a margin of safety equal to five.

» For deflection equations see page 10

10 SERIES

TS20-20 GR

Clear Anodized - 650072



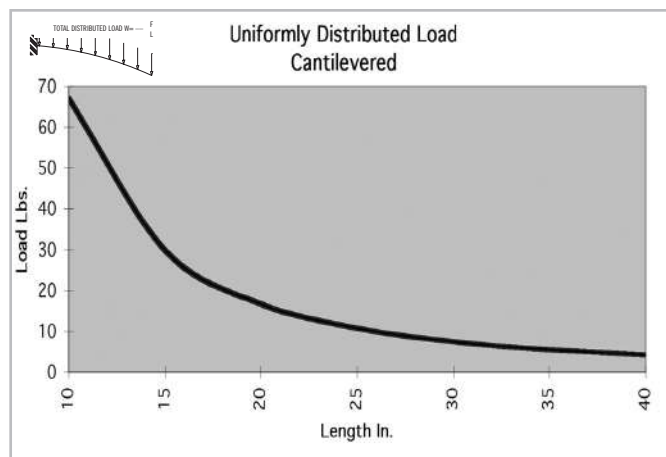
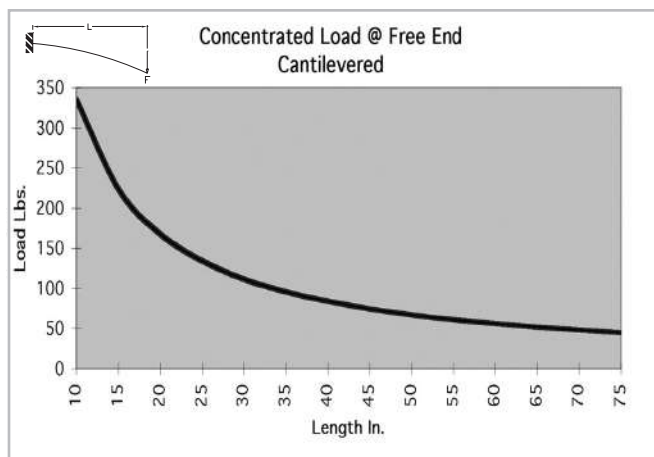
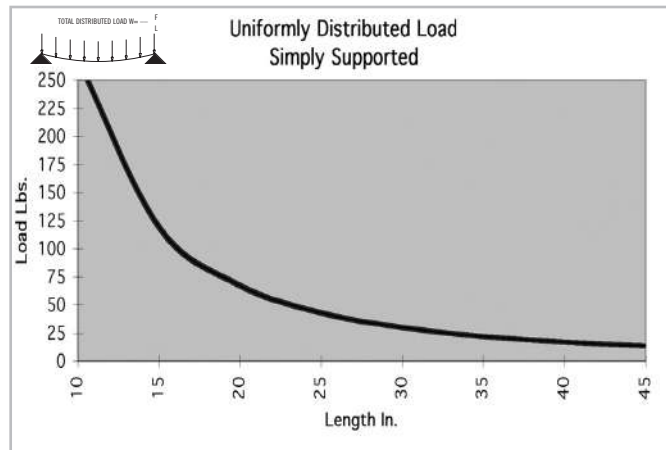
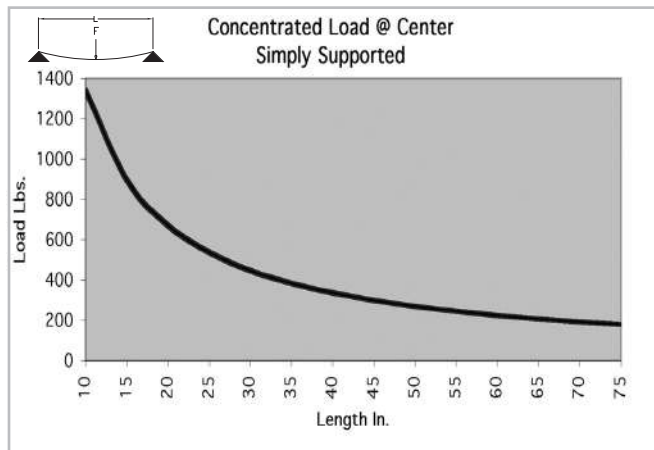
SPECIFICATIONS

Length	240"
Weight	1.487 lbs/ft (2.213 kg/m)
Estimated Area	1.285 in ² (8.290 cm ²)
Moment of Inertia	$I_x = .578 \text{ in}^4$ (24.058 cm ⁴) $I_y = .578 \text{ in}^4$ (24.058 cm ⁴)

MACHINE SERVICES

CTL	660004
Single Access Hole	660029
Single Anchor Fastener	660022
Tap 1/4 -20	660037
Tap M6	660040

BEAM SELECTION BY LOAD AND LENGTH



* Charts based on allowable loads related to yield strength with a margin of safety equal to five.

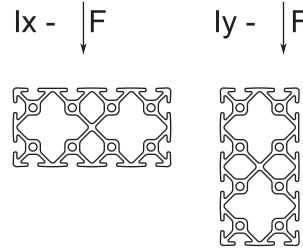
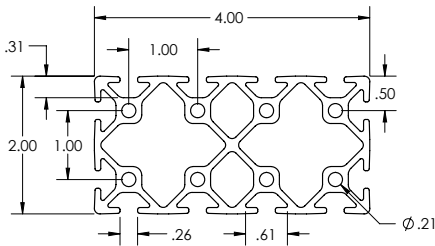
» For deflection equations see page 10

Fractional Extrusions

10 SERIES

TS20-40

Clear Anodized - 650004



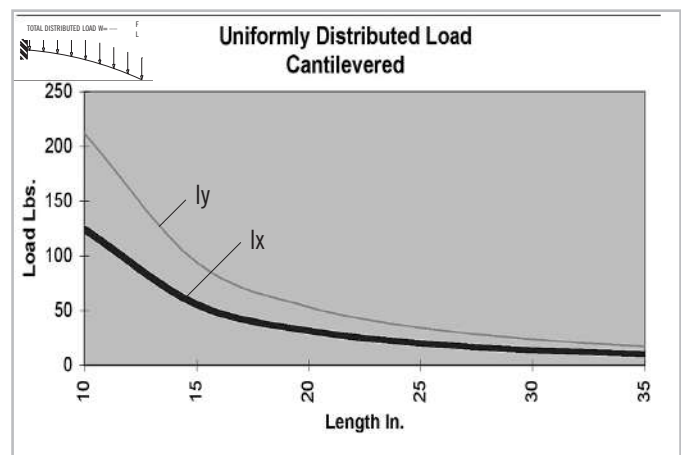
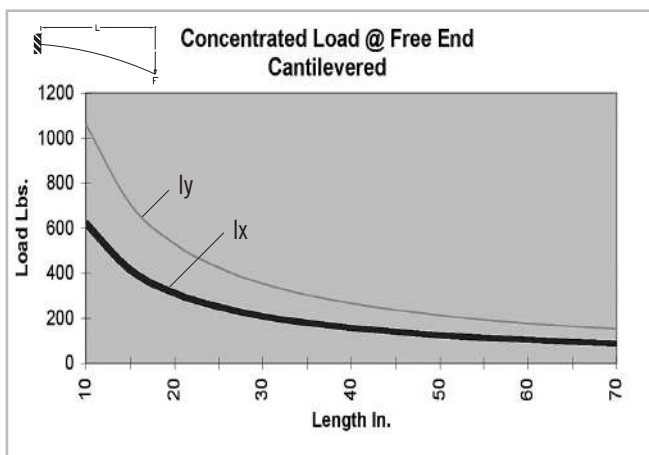
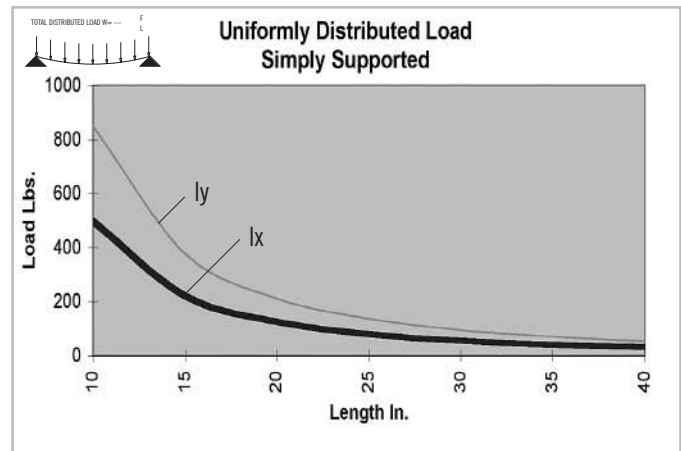
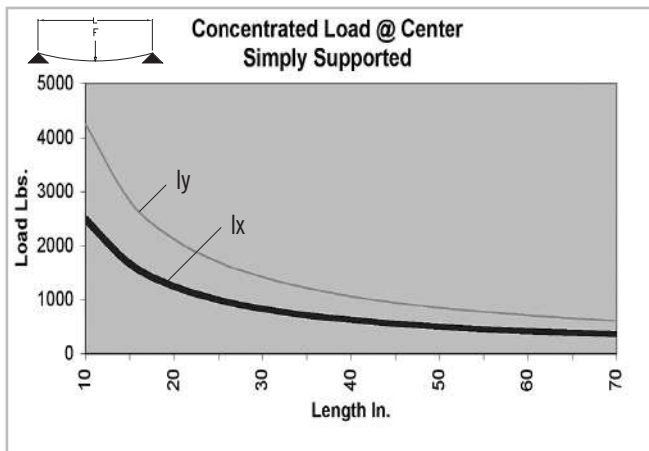
SPECIFICATIONS

Length	240"
Weight	2.820 lbs/ft (4.195 kg/m)
Estimated Area	2.350 in ² (15.157 cm ²)
Moment of Inertia	Ix=1.075 in ⁴ (44.744 cm ⁴)
	Iy=3.656 in ⁴ (152.174 cm ⁴)

MACHINE SERVICES

CTL	660005
Single Access Hole	660029
Single Anchor Fastener	660022
Tap 1/4 -20	660018
Tap M6	660019

BEAM SELECTION BY LOAD AND LENGTH



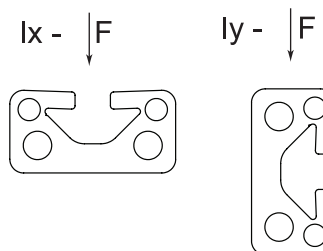
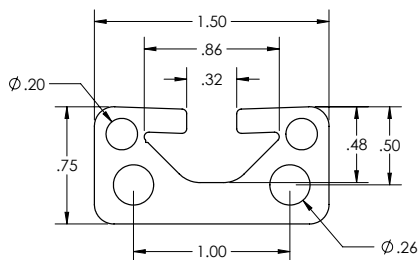
* Charts based on allowable loads related to yield strength with a margin of safety equal to five.

» For deflection equations see page 10

15 SERIES

TS 15-75

Clear Anodized - 650007



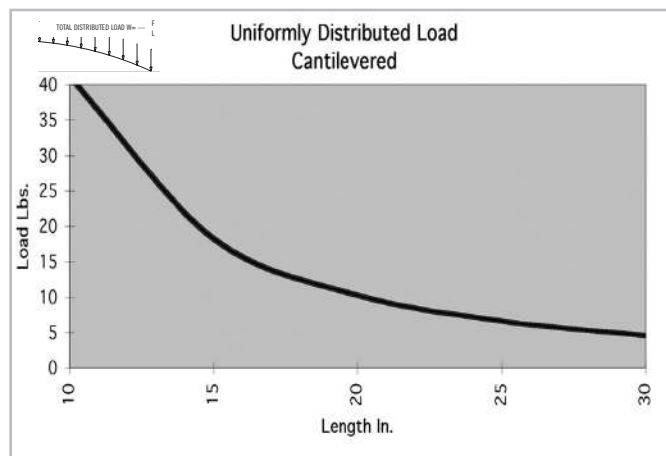
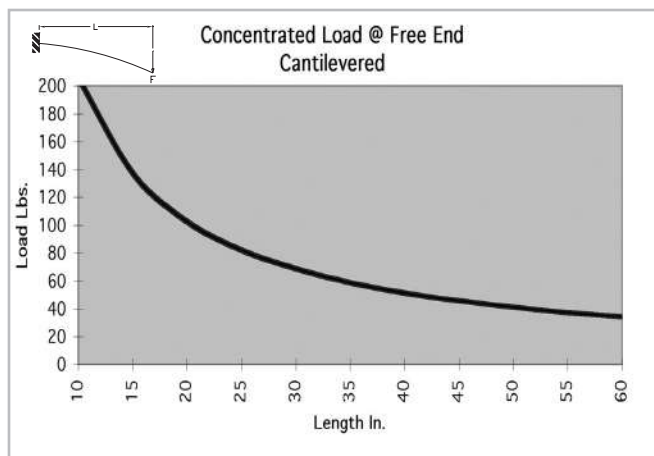
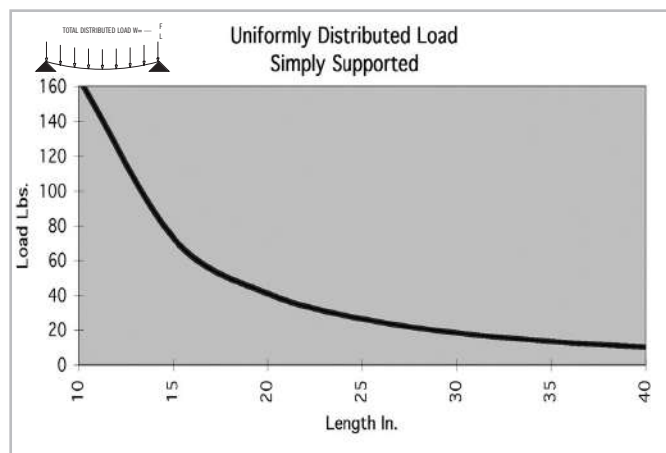
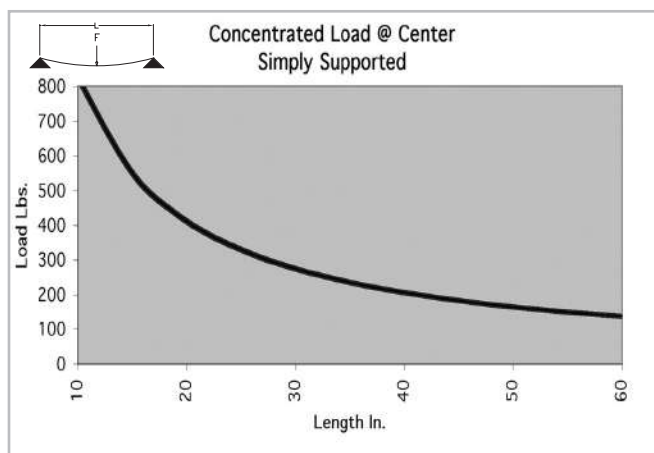
SPECIFICATIONS

Length	145"
Weight	0.833 lbs/ft (1.238 kg/m)
Estimated Area	0.694 in ² (4.476 cm ²)
Moment of Inertia	Ix=.037 in ⁴ (1.522 cm ⁴)
	Iy=.147 in ⁴ (6.114 cm ⁴)

MACHINE SERVICES

CTL	660003
Single Access Hole	660028
Single Anchor Fastener	660020
Tap 5/16 - 18 (Larger Holes)	660024
Tap M8 (Larger Holes)	660027
Tap 3/8 - 16 (Larger Holes)	660182
Tap 1/4-20 (Smaller Holes)	660025
Tap M6 (Smaller Holes)	660026

BEAM SELECTION BY LOAD AND LENGTH



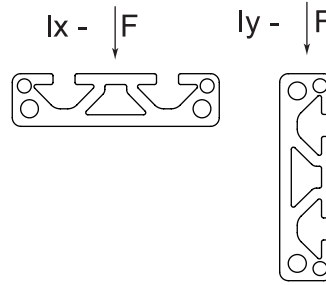
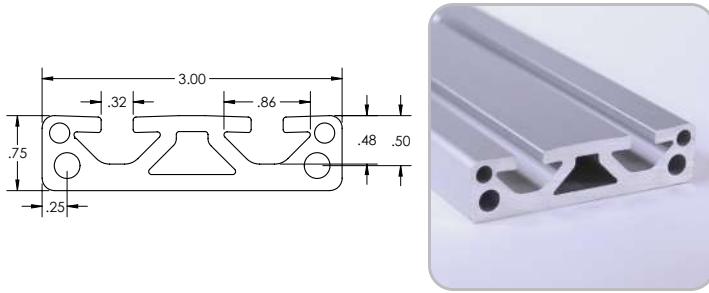
* Charts based on allowable loads related to yield strength with a margin of safety equal to five.

» For deflection equations see page 10

Fractional Extrusions

TS30-75

Clear Anodized - 650019



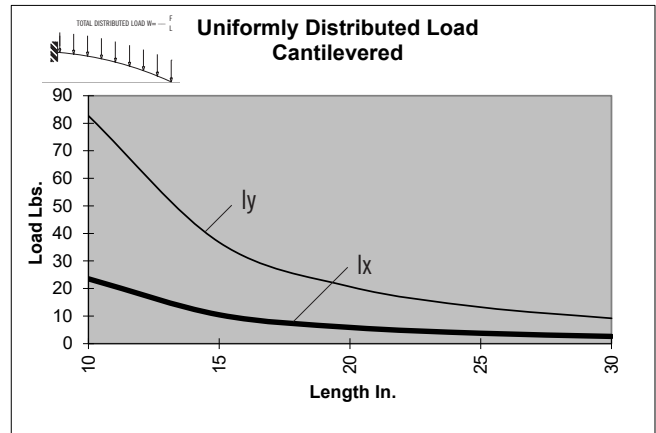
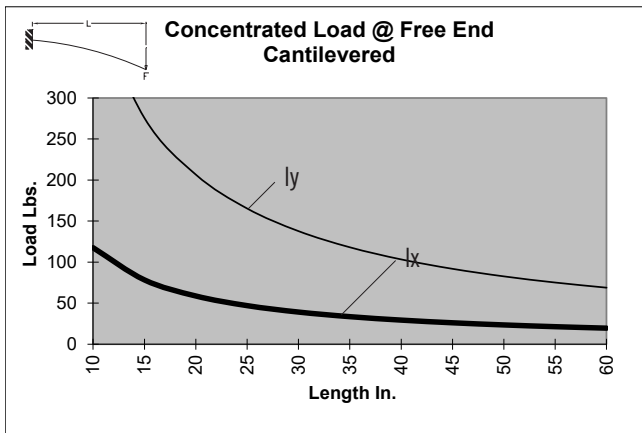
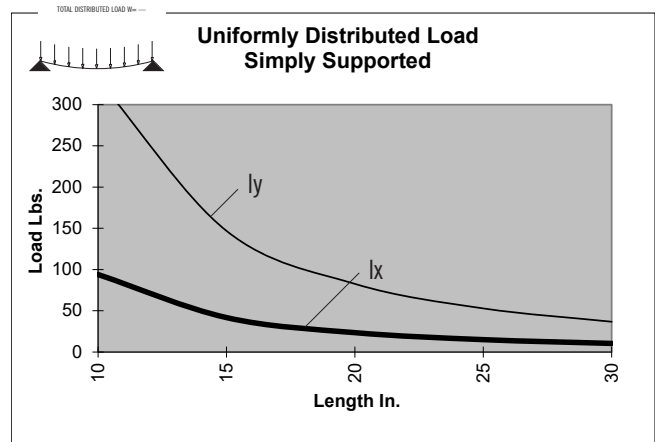
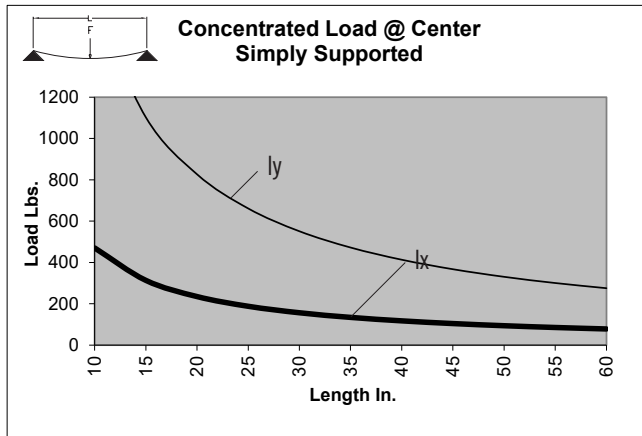
SPECIFICATIONS

Length	145"
Weight	1.547 lbs/ft (2.303 kg/m)
Estimated Area	1.321 in ² (8.525 cm ²)
Moment of Inertia	I _x =.076 in ⁴ (3.175 cm ⁴) I _y =1.069 in ⁴ (44.515 cm ⁴)

MACHINE SERVICES

CTL	660003
Single Access Hole	660028
Single Anchor Fastener	660020
Tap 5/16 - 18 (Larger Holes)	660024
Tap M8 (Larger Holes)	660027
Tap 3/8 - 16 (Larger Holes)	660182
Tap 1/4-20 (Smaller Holes)	660025
Tap M6 (Smaller Holes)	660026

BEAM SELECTION BY LOAD AND LENGTH



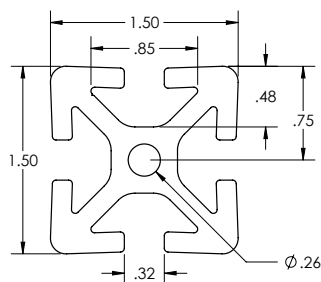
* Charts based on allowable loads related to yield strength with a margin of safety equal to five.

» For deflection equations see page 10

15 SERIES

TS15-15

Clear Anodized - **650005**
 Black Anodized - **650105**



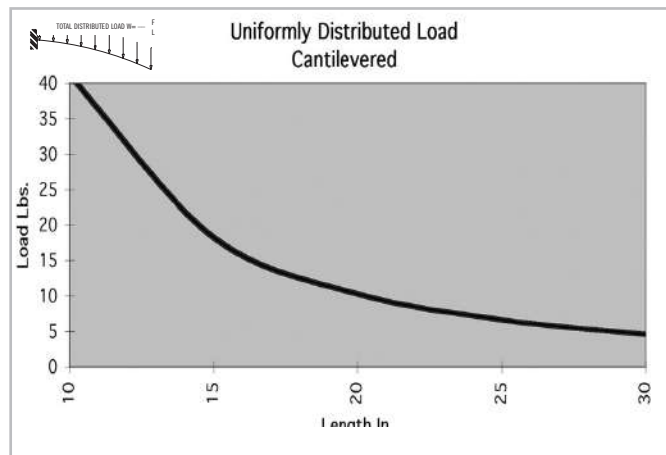
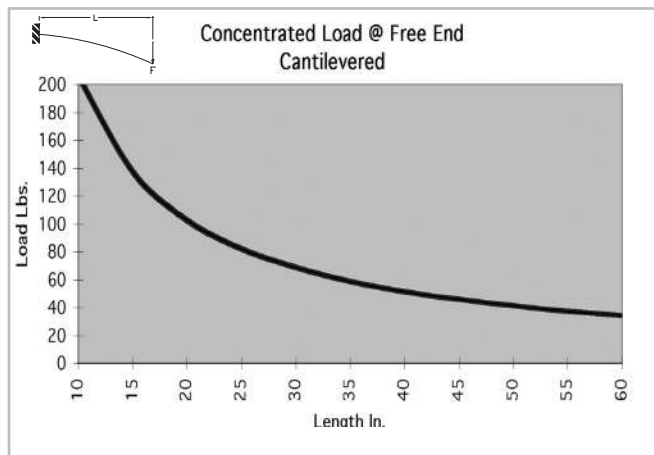
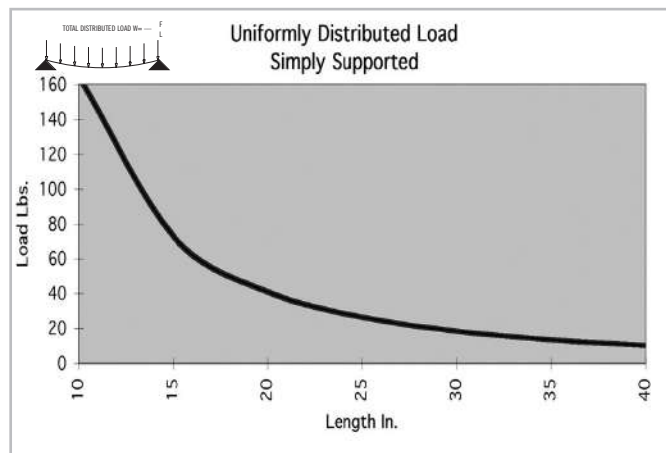
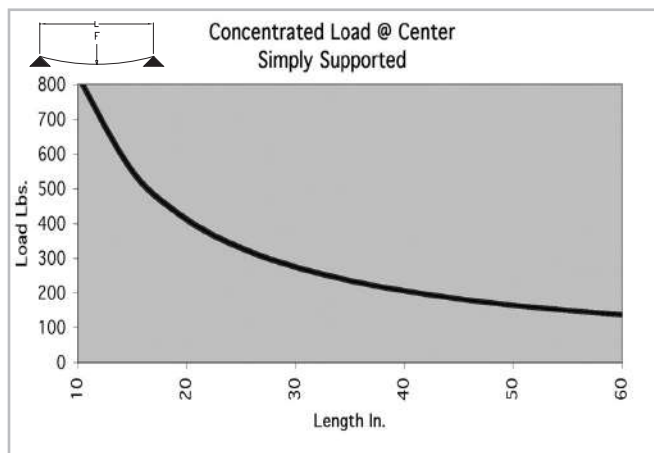
SPECIFICATIONS

Length240"
Weight	1.406 lbs/ft (2.092 kg/m)
Estimated Area	1.198 in ² (7.729 cm ²)
Moment of Inertia	lx=.266 in ⁴ (11.072 cm ⁴) ly=.266 in ⁴ (11.072 cm ⁴)

MACHINE SERVICES

CTL	660003
Single Access Hole	660028
Single Anchor Fastener	660020
Tap 5/16 - 18	660034
Tap M8	660033
Tap 3/8 - 16	660009

BEAM SELECTION BY LOAD AND LENGTH



* Charts based on allowable loads related to yield strength with a margin of safety equal to five.

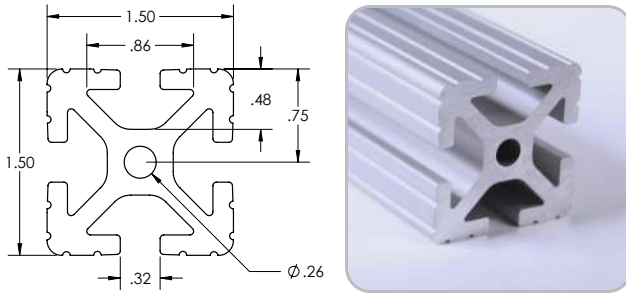
» For deflection equations see page 10

Fractional Extrusions

15 SERIES

TS15-15 GR

Clear Anodized - 650080



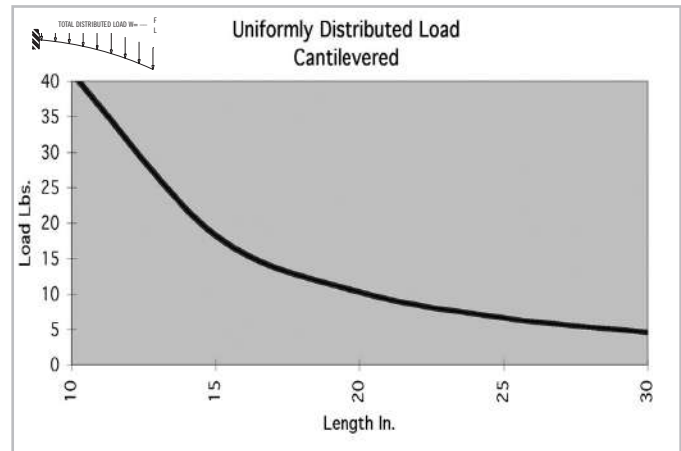
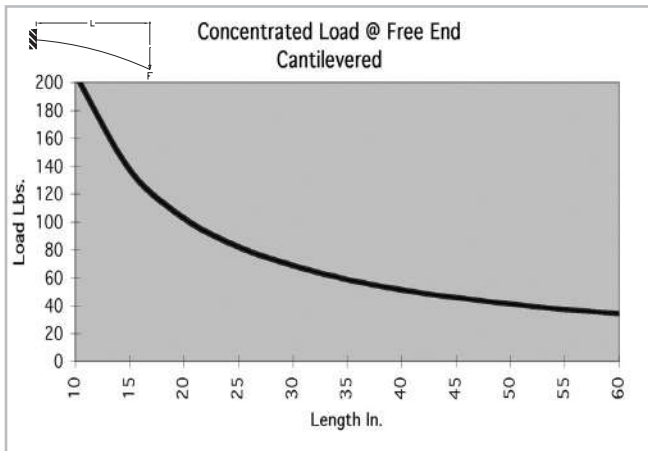
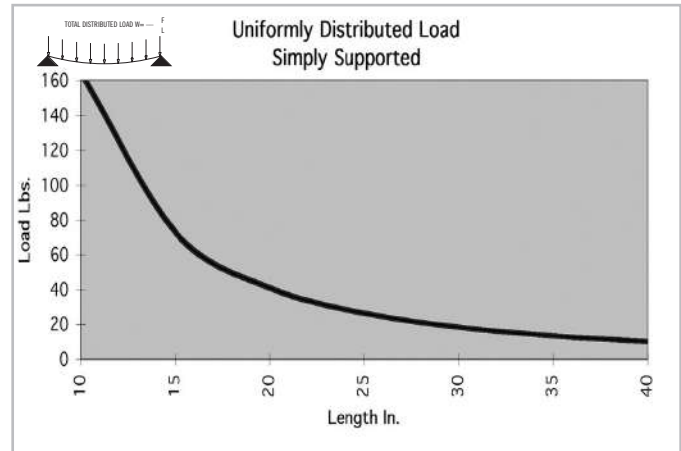
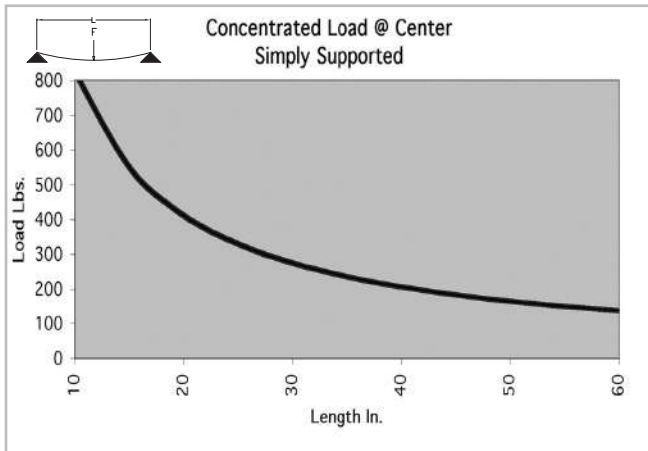
SPECIFICATIONS

Length	240"
Weight	1.338 lbs/ft (1.991 kg/m)
Estimated Area	1.198 in ² (7.729 cm ²)
Moment of Inertia	$I_x = .266 \text{ in}^4$ (11.072 cm ⁴)
	$I_y = .266 \text{ in}^4$ (11.072 cm ⁴)

MACHINE SERVICES

CTL	660003
Single Access Hole	660028
Single Anchor Fastener	660020
Tap 5/16 - 18	660034
Tap M8	660033
Tap 3/8 - 16	660009

BEAM SELECTION BY LOAD AND LENGTH



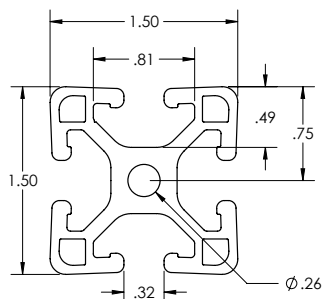
* Charts based on allowable loads related to yield strength with a margin of safety equal to five.

» For deflection equations see page 10

15 SERIES

TS15-15L

Clear Anodized - **650006**
 Black Anodized - **650106**



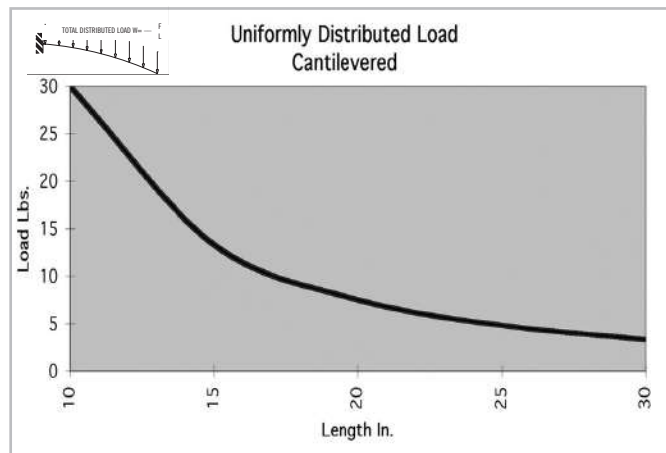
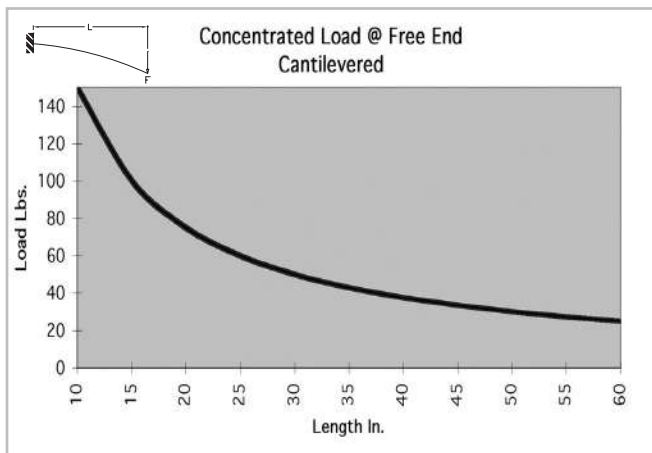
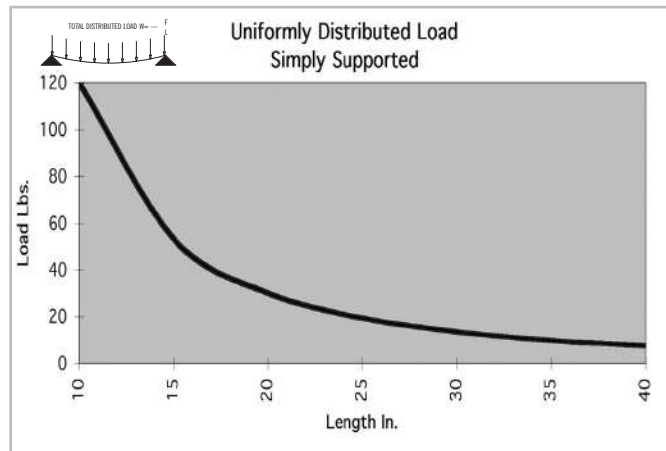
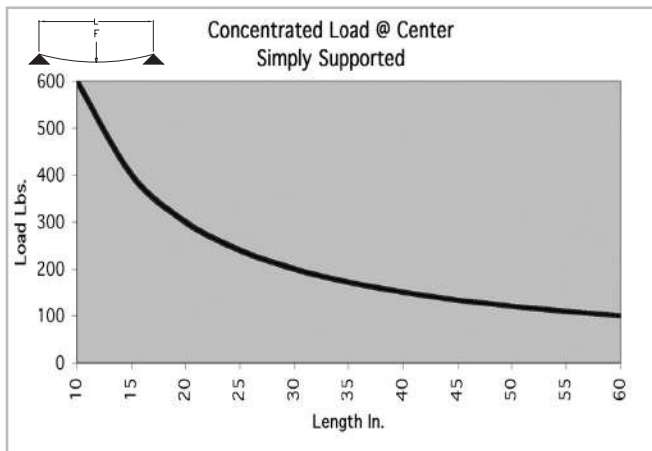
SPECIFICATIONS

Length240"
Weight	1.093 lbs/ft (1.627 kg/m)
Estimated Area	0.925 in ² (5.968 cm ²)
Moment of Inertia	I _x =.194 in ⁴ (8.075 cm ⁴) I _y =.194 in ⁴ (8.075 cm ⁴)

MACHINE SERVICES

CTL	660003
Single Access Hole	660028
Single Anchor Fastener	660020
Tap 5/16 -18	660034
Tap M8	660033
Tap 3/8 - 16	660009

BEAM SELECTION BY LOAD AND LENGTH



* Charts based on allowable loads related to yield strength with a margin of safety equal to five.

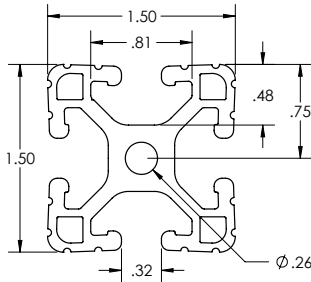
» For deflection equations see page 10

Fractional Extrusions

15 SERIES

Clear Anodized - **650048**
 Black Anodized - **650148**
 Yellow Powder Coat - **650248**

TS15-15L GR



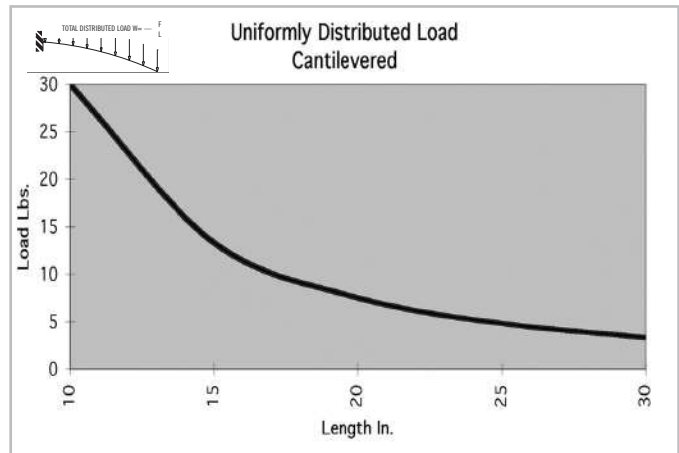
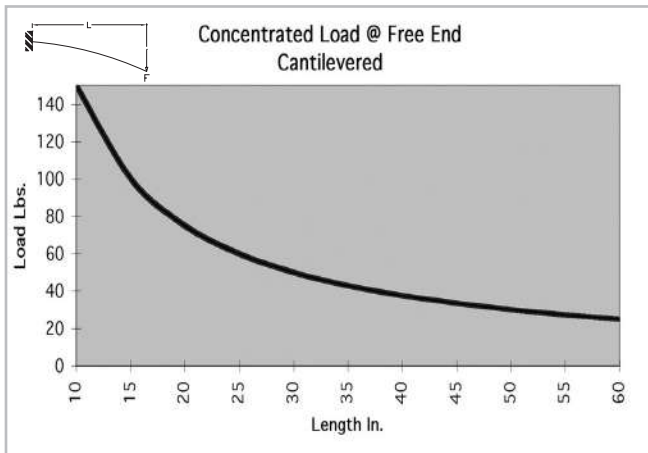
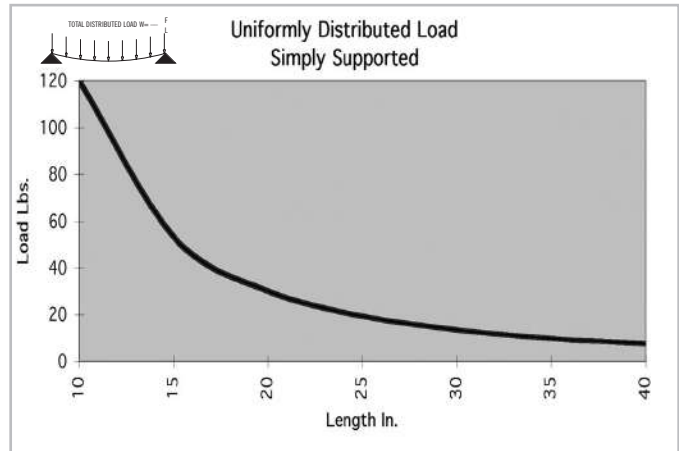
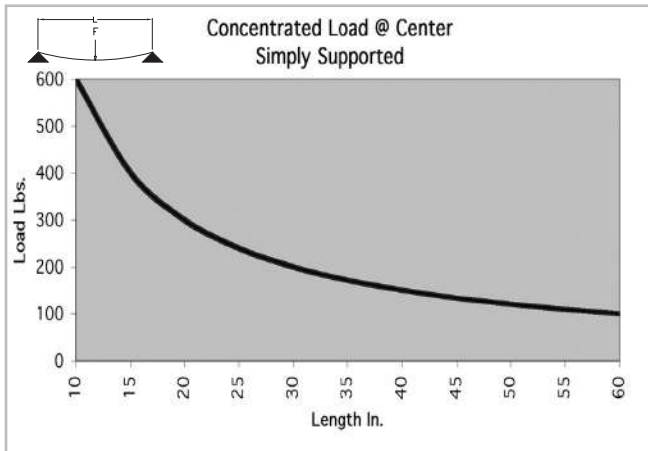
SPECIFICATIONS

Length Clear	240"
Length Black	240" (6 m)
Length Yellow	144" (3.6 m)
Weight	1.066 lbs/ft (1.066 kg/m)
Estimated Area	0.925 in ² (5.968 cm ²)
Moment of Inertia	I _x =.194 in ⁴ (8.075 cm ⁴)
	I _y =.194 in ⁴ (8.075 cm ⁴)

MACHINE SERVICES

CTL	660003
Single Access Hole	660028
Single Anchor Fastener	660020
Tap 5/16 -18	660034
Tap M8	660033
Tap 3/8 - 16	660009

BEAM SELECTION BY LOAD AND LENGTH



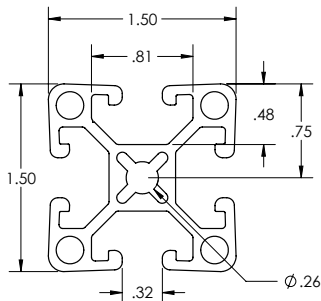
* Charts based on allowable loads related to yield strength with a margin of safety equal to five.

» For deflection equations see page 10

15 SERIES

TS15-15VL

Clear Anodized - 650018



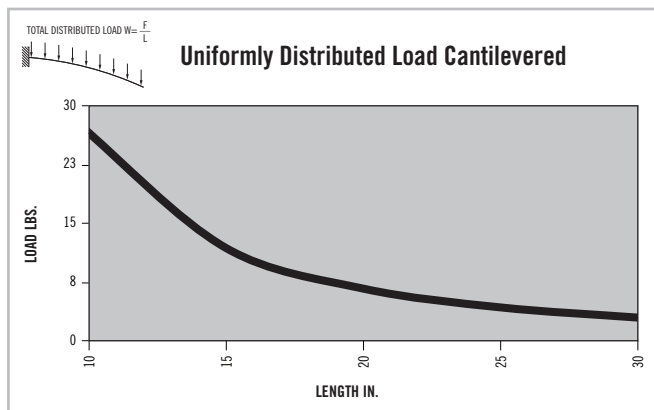
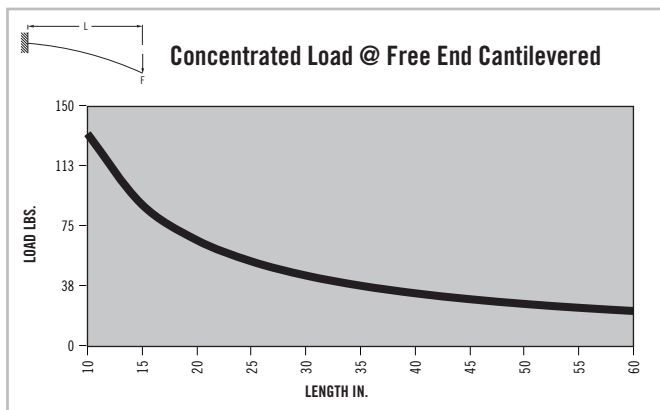
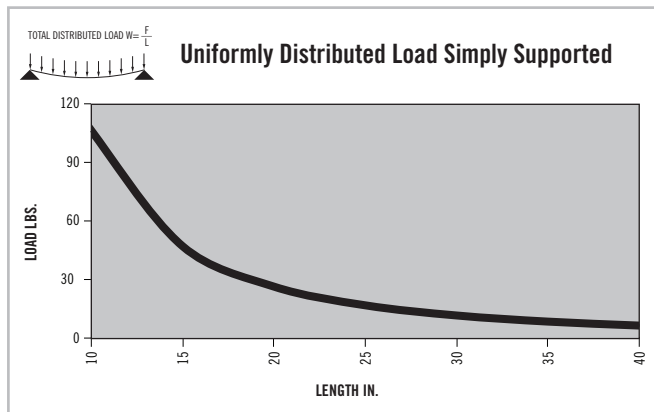
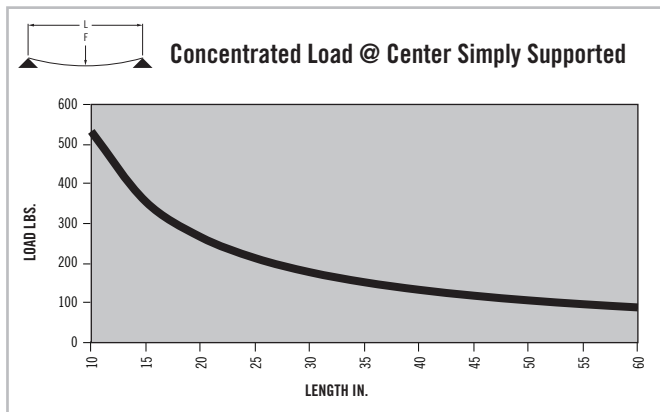
SPECIFICATIONS

Length	240"
Weight	0.932 lbs/ft (1.387 kg/m)
Estimated Area	0.771 in ² (4.972 cm ²)
Moment of Inertia	lx=0.172 in ⁴ (7.159 cm ⁴) ly=0.172 in ⁴ (7.159 cm ⁴)

MACHINE SERVICES

CTL	660003
Single Access Hole	660028
Single Anchor Fastener	660020
Tap 5/16 - 18	660034
Tap M8	660033
Tap 3/8 - 16	660009

BEAM SELECTION BY LOAD AND LENGTH



* Charts based on allowable loads related to yield strength with a margin of safety equal to five.

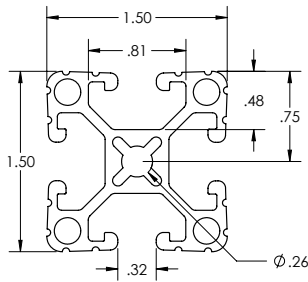
» For deflection equations see page 10

Fractional Extrusions

15 SERIES

TS15-15VL GR

Clear Anodized - 650081



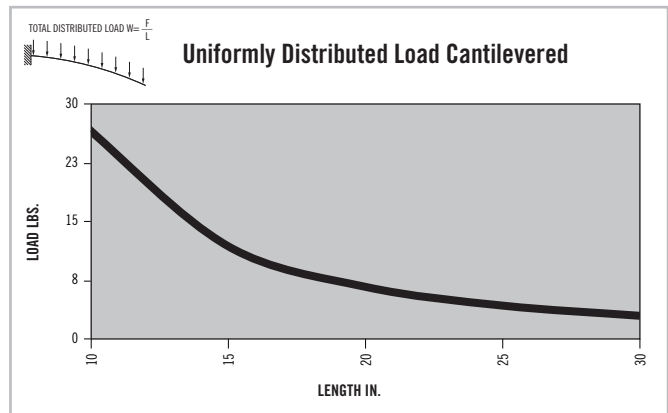
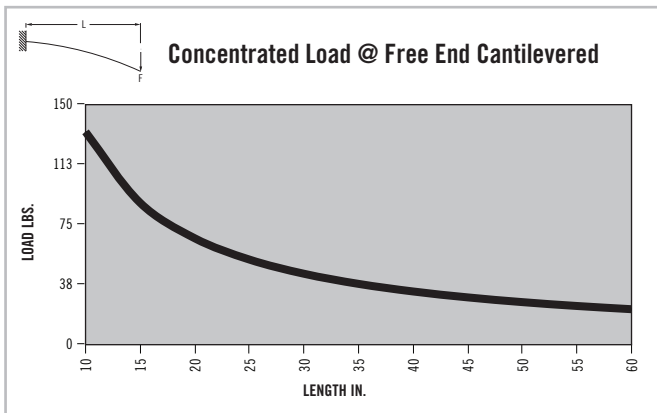
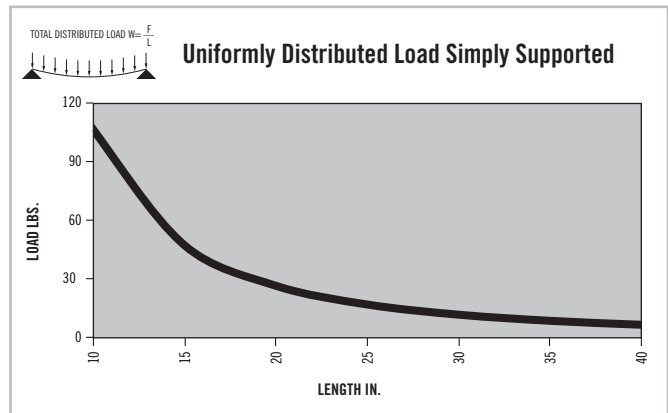
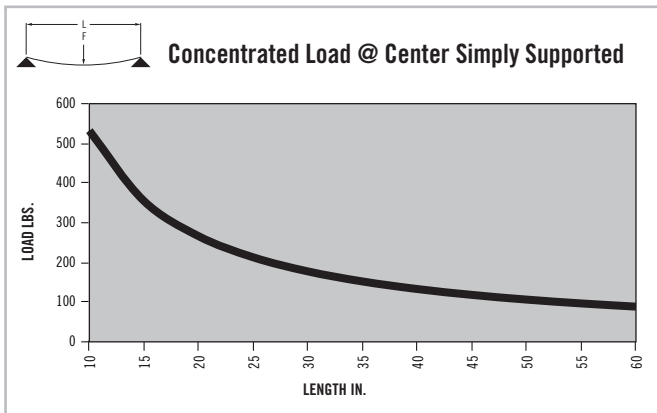
SPECIFICATIONS

Length240"
Weight	0.898 lbs/ft (1.336 kg/m)
Estimated Area	0.771 in ² (4.972 cm ²)
Moment of Inertia	I _x =0.172 in ⁴ (7.159 cm ⁴) I _y =0.172 in ⁴ (7.159 cm ⁴)

MACHINE SERVICES

CTL	660003
Single Access Hole	660028
Single Anchor Fastener	660020
Tap 5/16 -18	660034
Tap M8	660033
Tap 3/8 - 16	660009

BEAM SELECTION BY LOAD AND LENGTH



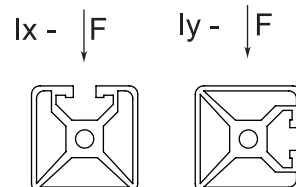
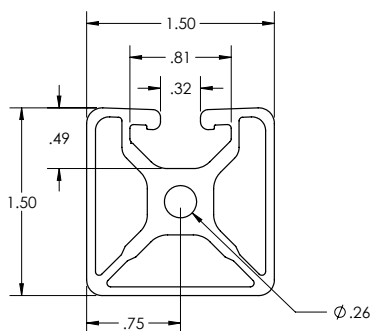
* Charts based on allowable loads related to yield strength with a margin of safety equal to five.

» For deflection equations see page 10

15 SERIES

TS15-15 MONOSLOT

Clear Anodized - **650014**
 Black Anodized - **650114**



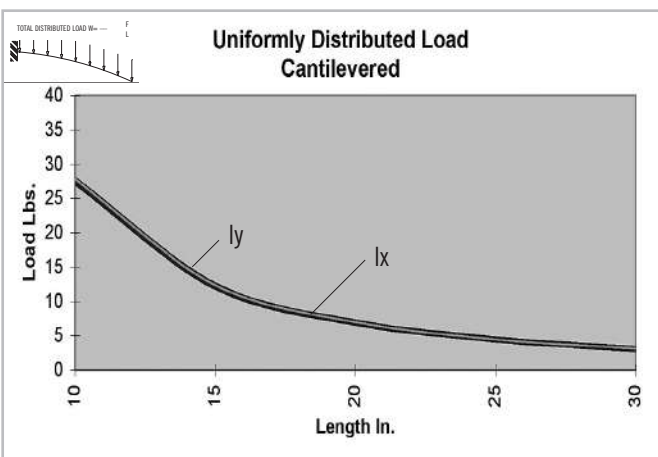
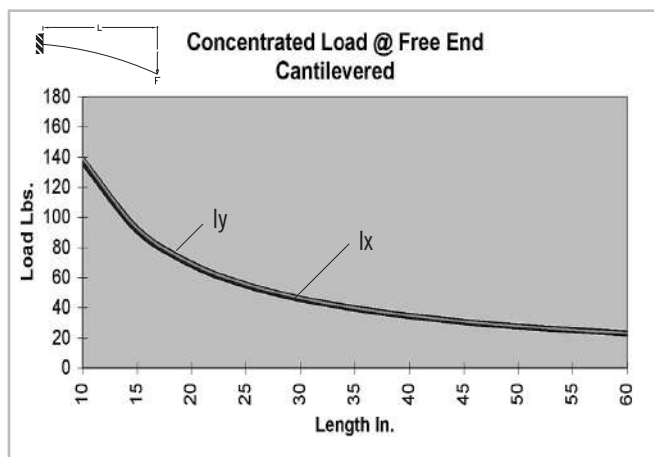
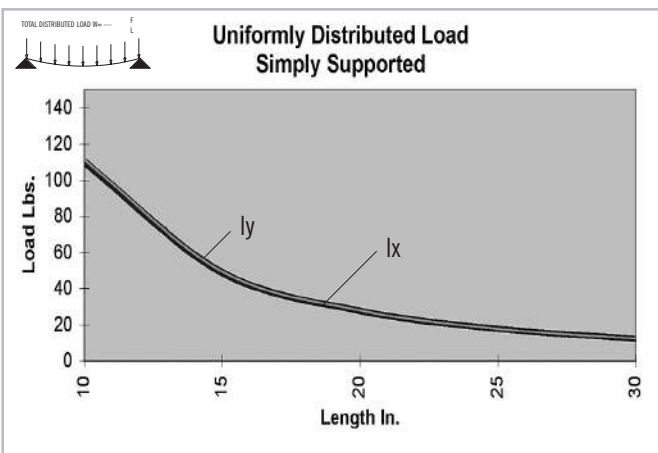
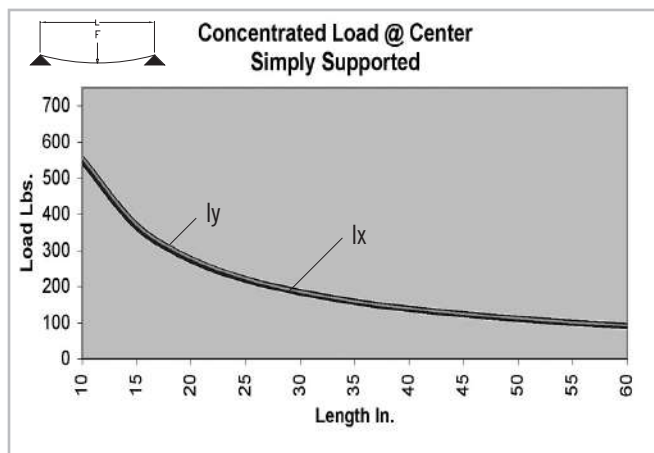
SPECIFICATIONS

Length	240"
Weight	1.014 lbs/ft (1.510 kg/m)
Estimated Area	0.846 in ² (5.456 cm ²)
Moment of Inertia	Ix=.178 in ⁴ (7.408 cm ⁴) Iy=.180 in ⁴ (7.492 cm ⁴)

MACHINE SERVICES

CTL	660003
Single Access Hole	660028
Single Anchor Fastener	660020
Tap 5/16 -18	660034
Tap M8	660033
Tap 3/8 - 16	660009

BEAM SELECTION BY LOAD AND LENGTH



* Charts based on allowable loads related to yield strength with a margin of safety equal to five.

» For deflection equations see page 10

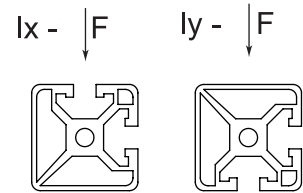
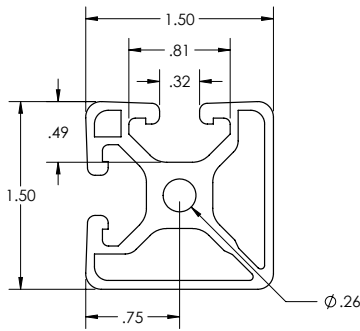
Fractional Extrusions

15 SERIES

TS15-15 BISLOT AD

Clear Anodized - **650015**

Black Anodized - **650115**



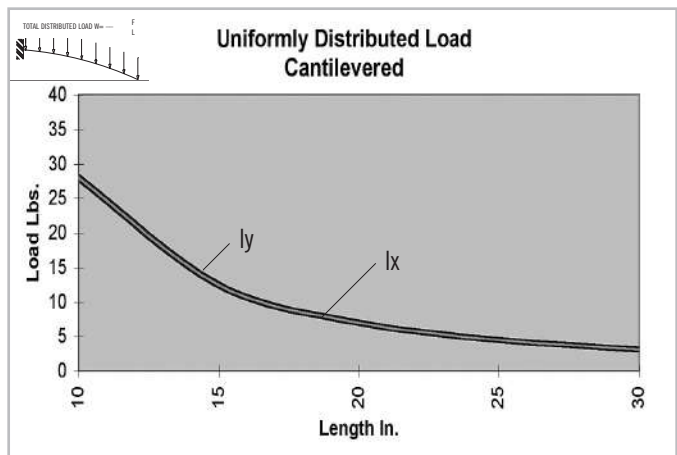
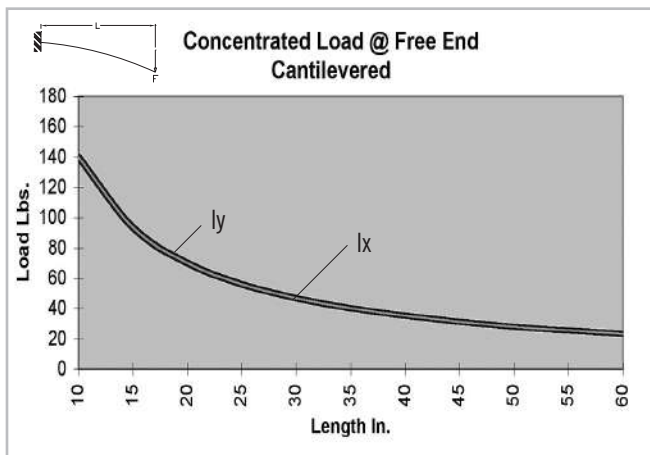
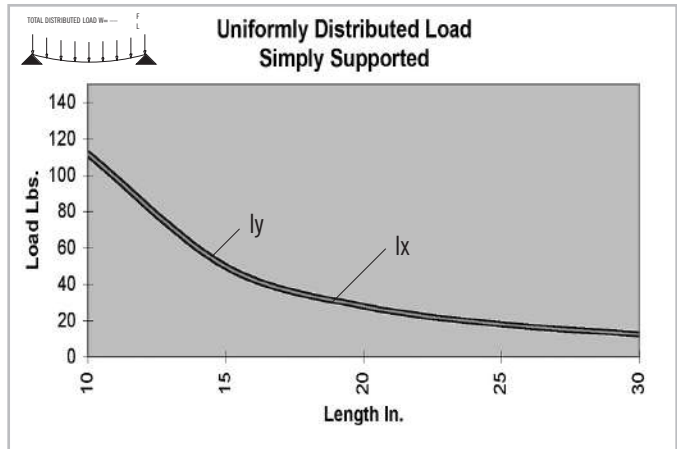
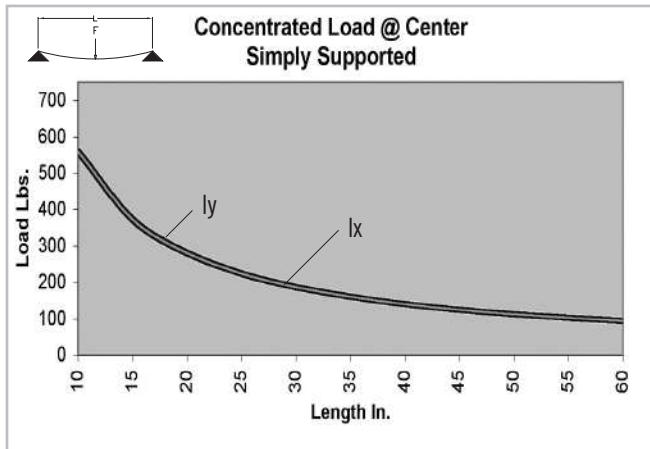
SPECIFICATIONS

Length	240"
Weight	1.036 lbs/ft (1.541 kg/m)
Estimated Area	0.863 in ² (5.566 cm ²)
Moment of Inertia	lx=.181 in ⁴ (7.533 cm ⁴) ly=.181 in ⁴ (7.533 cm ⁴)

MACHINE SERVICES

CTL	660003
Single Access Hole	660028
Single Anchor Fastener	660020
Tap 5/16 -18	660034
Tap M8	660033
Tap 3/8 - 16	660009

BEAM SELECTION BY LOAD AND LENGTH



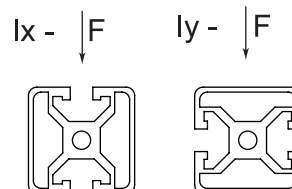
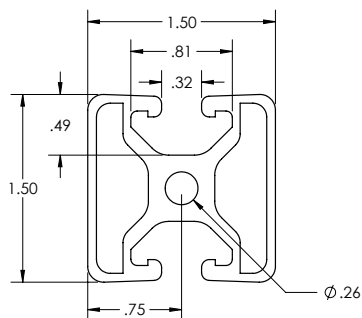
* Charts based on allowable loads related to yield strength with a margin of safety equal to five.

» For deflection equations see page 10

15 SERIES

TS15-15 BISLOT OPP

Clear Anodized - **650016**
 Black Anodized - **650116**



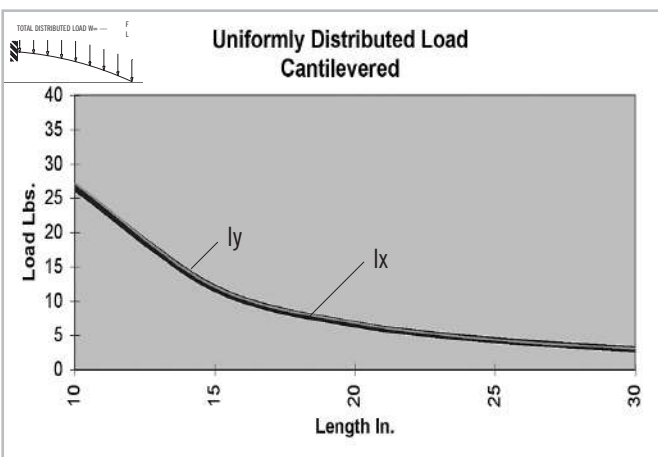
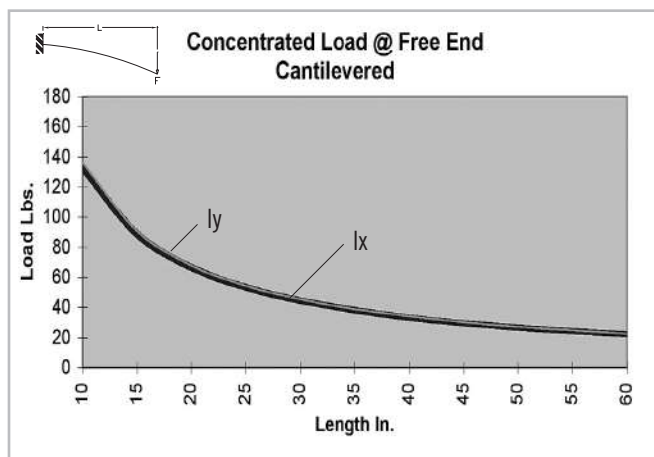
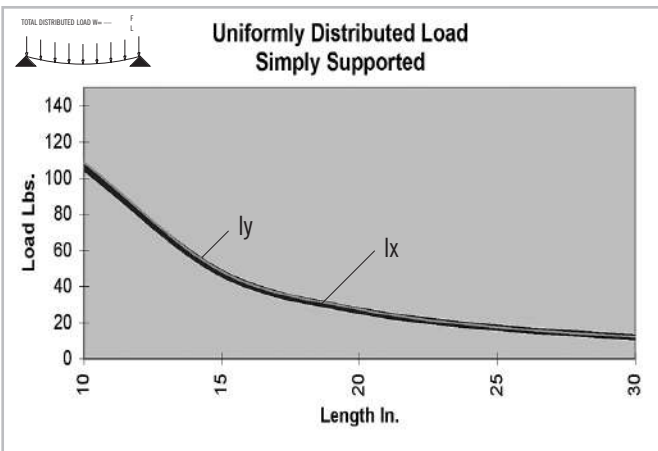
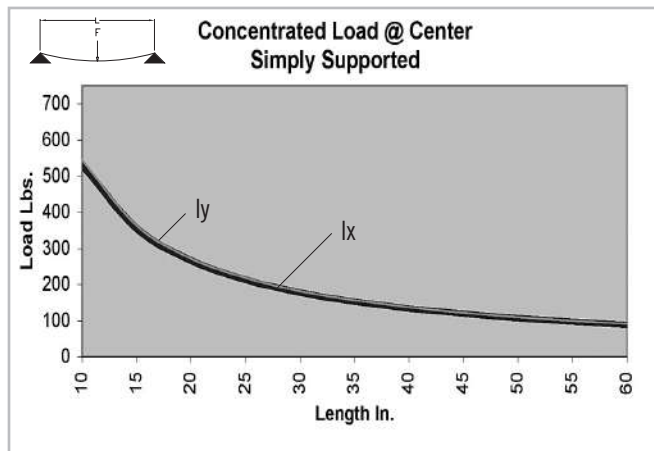
SPECIFICATIONS

Length	240"
Weight	1.008 lbs/ft (1.499 kg/m)
Estimated Area	0.840 in ² (5.418 cm ²)
Moment of Inertia	Ix=.172 in ⁴ (7.159 cm ⁴)
	Iy=.176 in ⁴ (7.325 cm ⁴)

MACHINE SERVICES

CTL	660003
Single Access Hole	660028
Single Anchor Fastener	660020
Tap 5/16 - 18	660034
Tap M8	660033
Tap 3/8 - 16	660009

BEAM SELECTION BY LOAD AND LENGTH



* Charts based on allowable loads related to yield strength with a margin of safety equal to five.

» For deflection equations see page 10

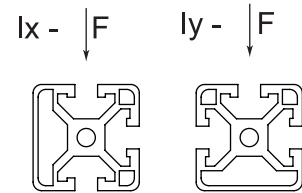
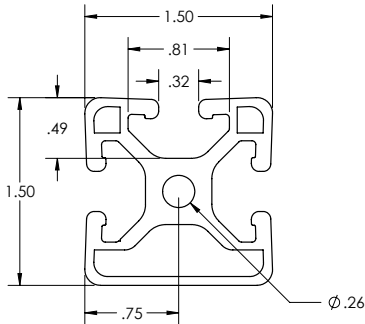
Fractional Extrusions

15 SERIES

TS15-15 TRISLOT

Clear Anodized - **650017**

Black Anodized - **650117**



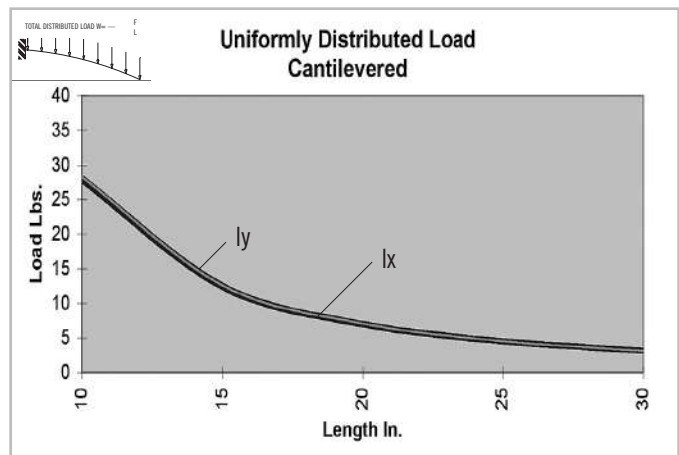
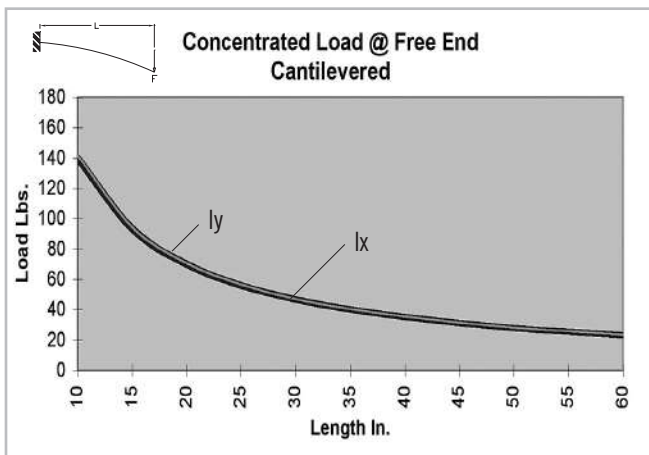
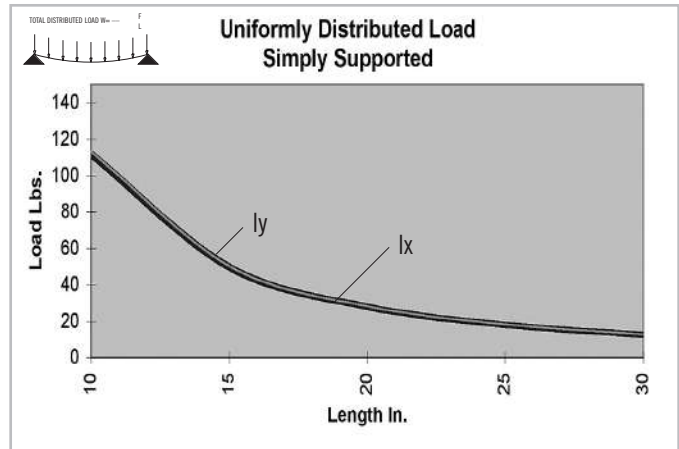
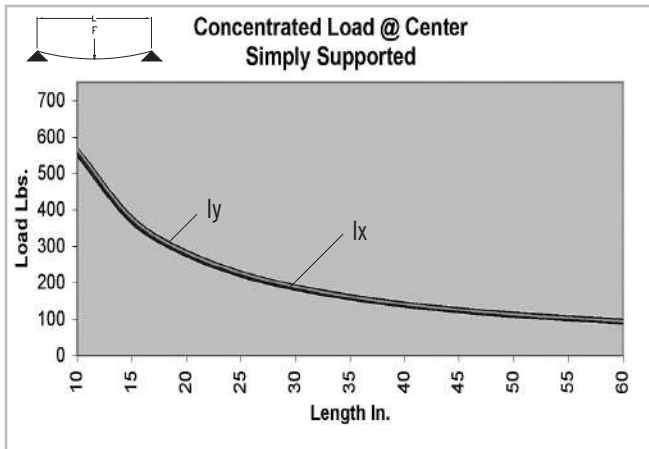
SPECIFICATIONS

Length	240"
Weight	1.050 lbs/ft (1.563 kg/m)
Estimated Area	0.878 in ² (5.663 cm ²)
Moment of Inertia	ix=.181 in ⁴ (7.533 cm ⁴)
		ly=.183 in ⁴ (7.617 cm ⁴)

MACHINE SERVICES

CTL	660003
Single Access Hole	660028
Single Anchor Fastener	660020
Tap 5/16 -18	660034
Tap M8	660033
Tap 3/8 - 16	660009

BEAM SELECTION BY LOAD AND LENGTH



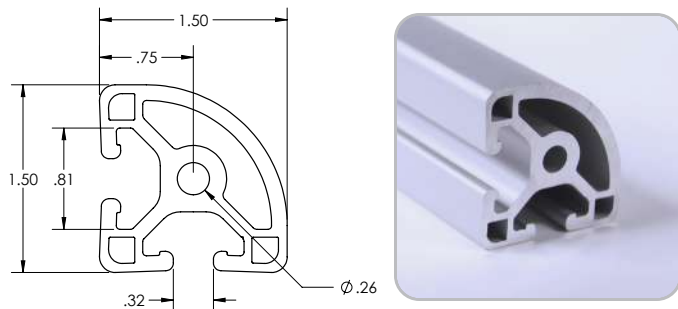
* Charts based on allowable loads related to yield strength with a margin of safety equal to five.

» For deflection equations see page 10

15 SERIES

TS15-15QR

Clear Anodized - 650041



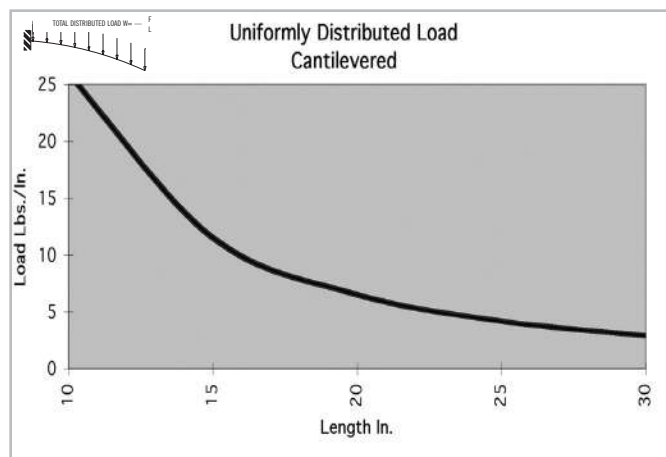
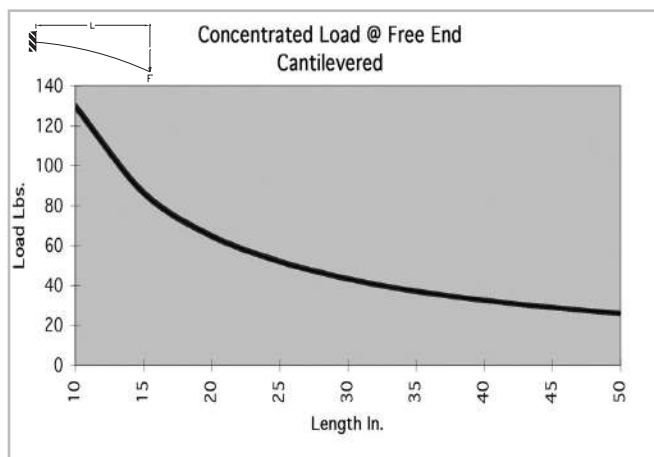
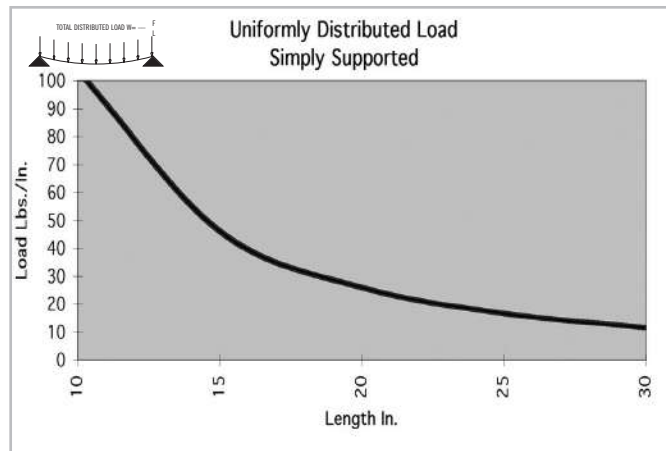
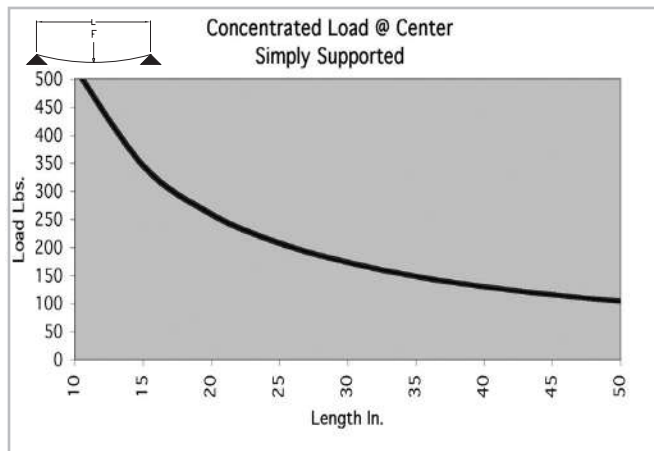
SPECIFICATIONS

Length	240"
Weight	1.045 lbs/ft (1.56 kg/m)
Estimated Area	0.879 in ² (5.67 cm ²)
Moment of Inertia	$I_x = .172 \text{ in}^4$ (7.16 cm ⁴) $I_y = .172 \text{ in}^4$ (7.16 cm ⁴)

MACHINE SERVICES

CTL	660003
Single Access Hole	660028
Single Anchor Fastener	660020
Tap 5/16 - 18	660034
Tap M8	660033
Tap 3/8 - 16	660009

BEAM SELECTION BY LOAD AND LENGTH



* Charts based on allowable loads related to yield strength with a margin of safety equal to five.

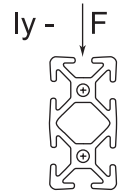
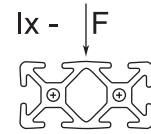
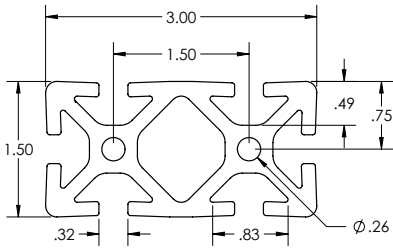
» For deflection equations see page 10

Fractional Extrusions

15 SERIES

TS15-30

Clear Anodized - **650008**
 Black Anodized - **650108**



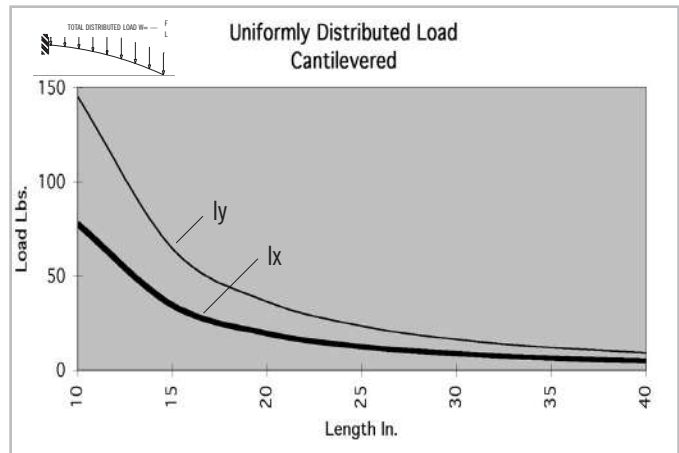
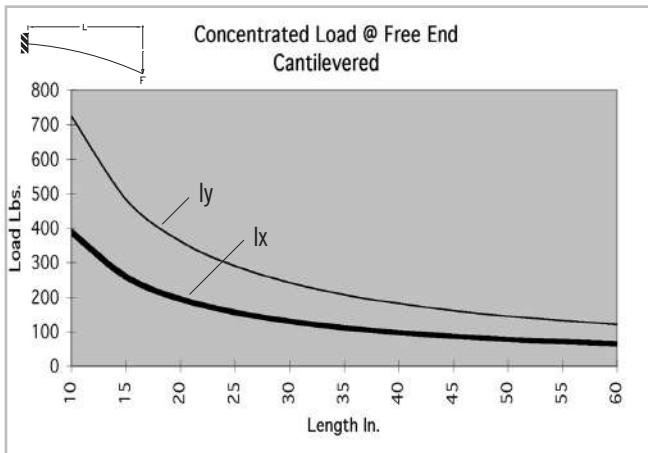
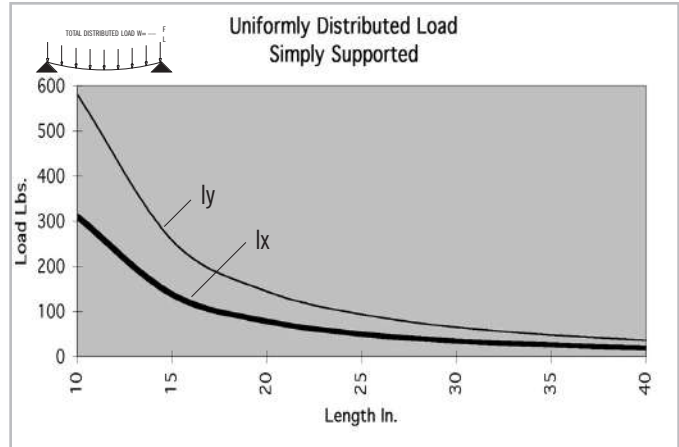
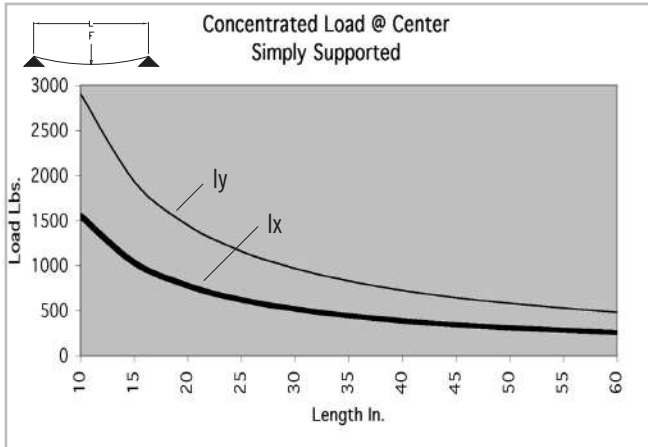
SPECIFICATIONS

Length	240"
Weight	2.507 lbs/ft (3.731 kg/m)
Estimated Area	2.155 in ² (13.903 cm ²)
Moment of Inertia	$I_x = .502 \text{ in}^4$ (20.895 cm ⁴)
	$I_y = 1.877 \text{ in}^4$ (78.127 cm ⁴)

MACHINE SERVICES

CTL	660006
Single Access Hole	660028
Single Anchor Fastener	660020
Tap 5/16 -18	660024
Tap M8	660027

BEAM SELECTION BY LOAD AND LENGTH



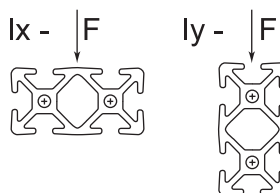
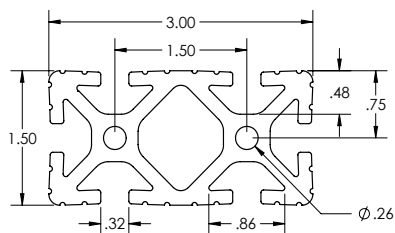
* Charts based on allowable loads related to yield strength with a margin of safety equal to five.

» For deflection equations see page 10

15 SERIES

TS15-30 GR

Clear Anodized - 650082



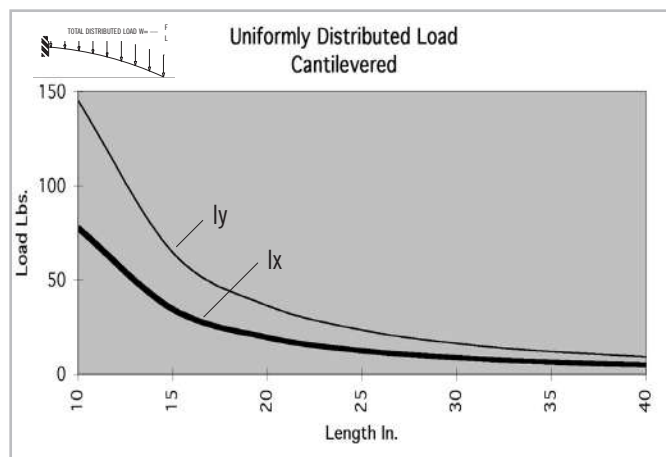
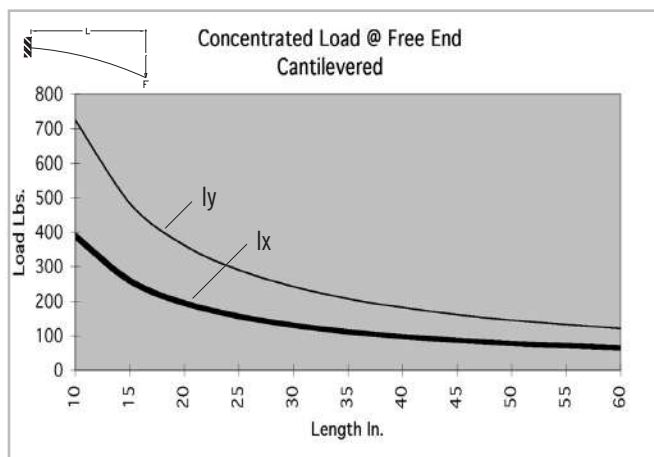
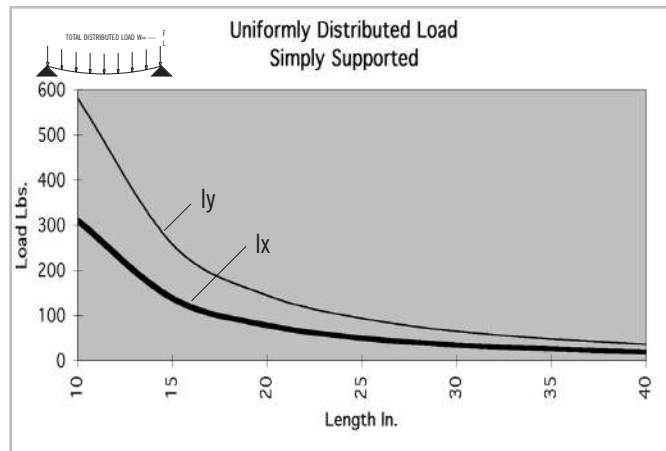
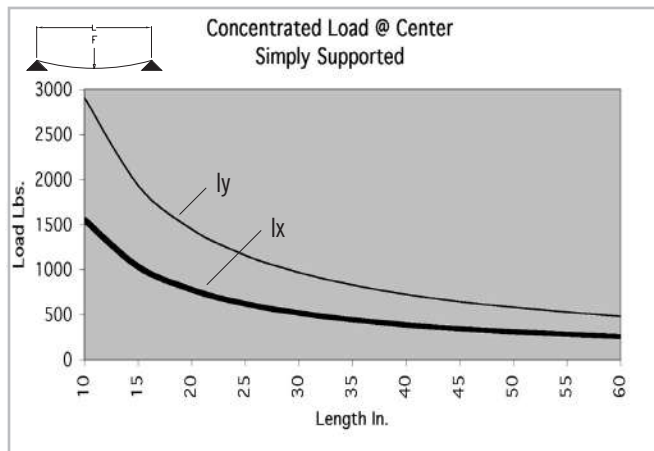
SPECIFICATIONS

Length	240"
Weight	2.466 lbs/ft (3.670 kg/m)
Estimated Area	2.155 in ² (13.903 cm ²)
Moment of Inertia	I _x =.502 in ⁴ (20.895 cm ⁴)
	I _y =1.877 in ⁴ (78.127 cm ⁴)

MACHINE SERVICES

CTL	660006
Single Access Hole	660028
Single Anchor Fastener	660020
Tap 5/16 - 18	660024
Tap M8	660027

BEAM SELECTION BY LOAD AND LENGTH



* Charts based on allowable loads related to yield strength with a margin of safety equal to five.

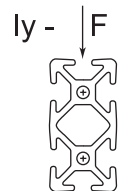
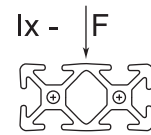
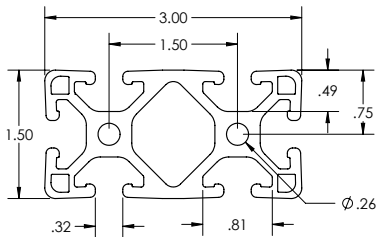
» For deflection equations see page 10

Fractional Extrusions

TS15-30L

Clear Anodized - **650009**

Black Anodized - **650109**



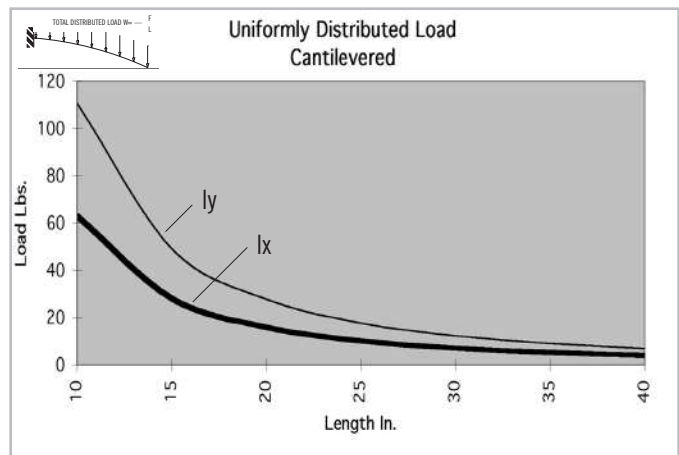
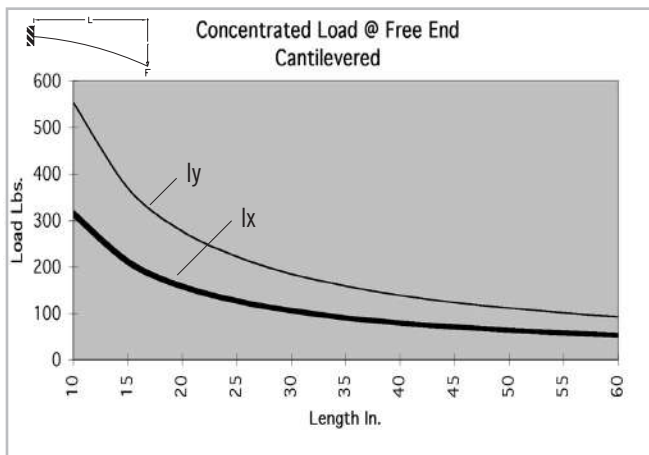
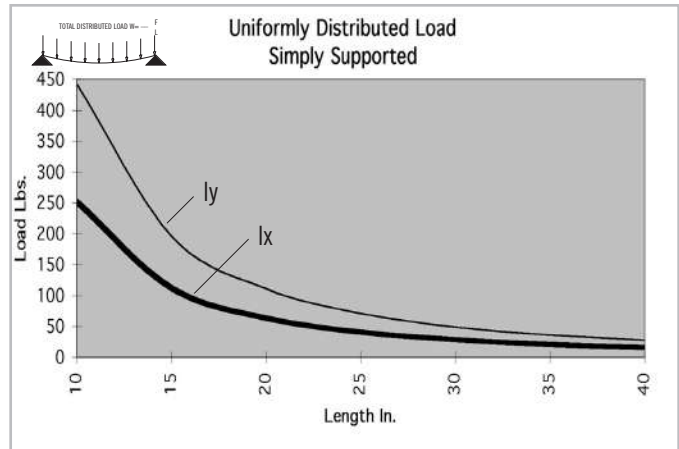
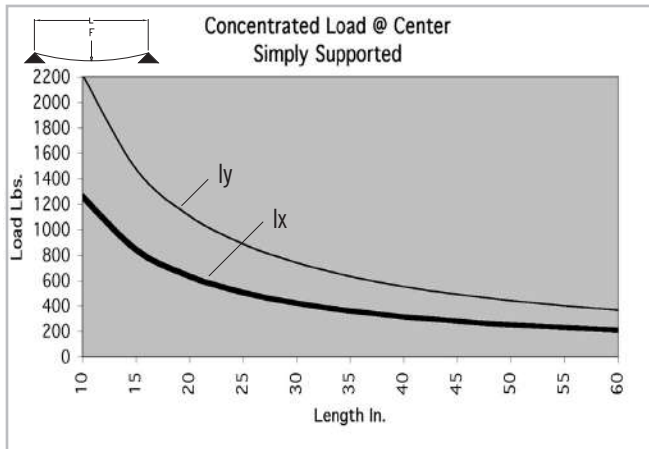
SPECIFICATIONS

Length240"
Weight	2.092 lbs/ft (3.113 kg/m)
Estimated Area	1.766 in ² (11.394 cm ²)
Moment of Inertia	Ix= .408 in ⁴ (16.982 cm ⁴)
		Iy= 1.431 in ⁴ (59.563 cm ⁴)

MACHINE SERVICES

CTL	660006
Single Access Hole	660028
Single Anchor Fastener	660020
Tap 5/16 -18	660024
Tap M8	660027

BEAM SELECTION BY LOAD AND LENGTH



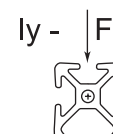
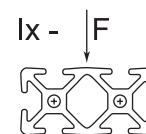
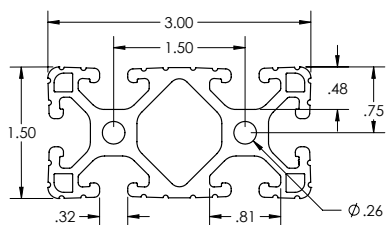
* Charts based on allowable loads related to yield strength with a margin of safety equal to five.

» For deflection equations see page 10

TS15-30L GR

Clear Anodized - **650047**

Black Anodized - **650147**



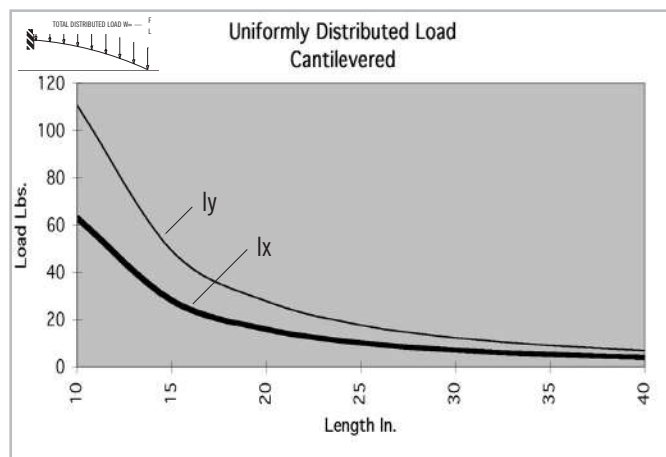
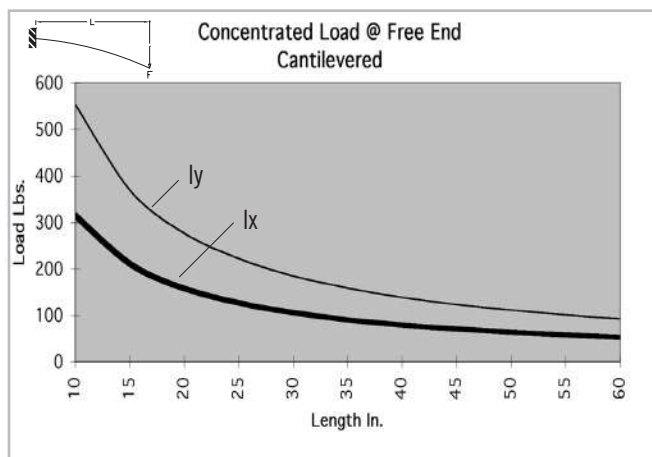
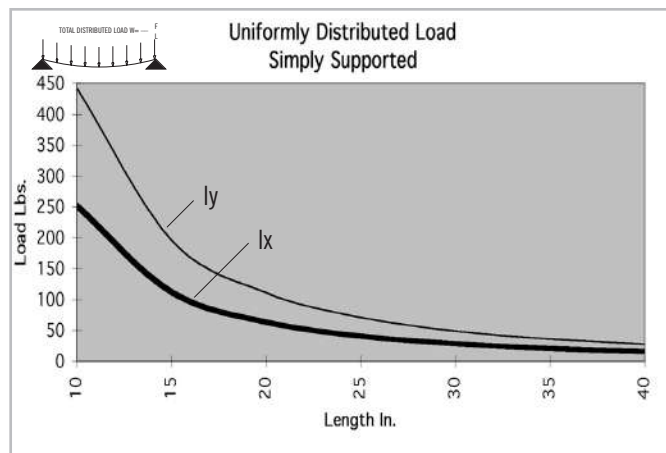
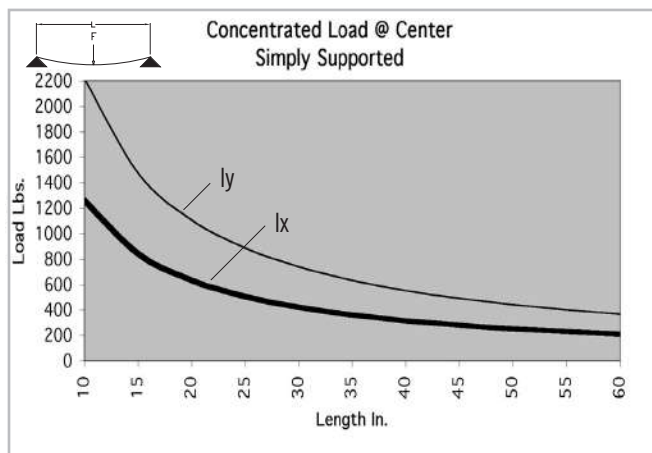
SPECIFICATIONS

Length	240"
Weight	2.042 lbs/ft (3.039 kg/m)
Estimated Area	1.766 in ² (11.394 cm ²)
Moment of Inertia	$I_x = .408 \text{ in}^4$ (16.982 cm ⁴)
	$I_y = 1.431 \text{ in}^4$ (59.563 cm ⁴)

MACHINE SERVICES

CTL	660006
Single Access Hole	660028
Single Anchor Fastener	660020
Tap 5/16 -18	660024
Tap M8	660027

BEAM SELECTION BY LOAD AND LENGTH



* Charts based on allowable loads related to yield strength with a margin of safety equal to five.

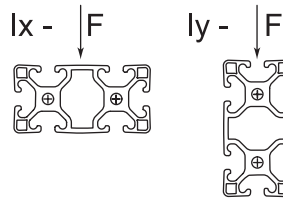
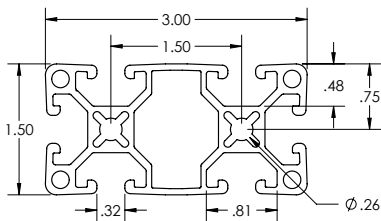
» For deflection equations see page 10

Fractional Extrusions

15 SERIES

TS15-30VL

Clear Anodized - 650020



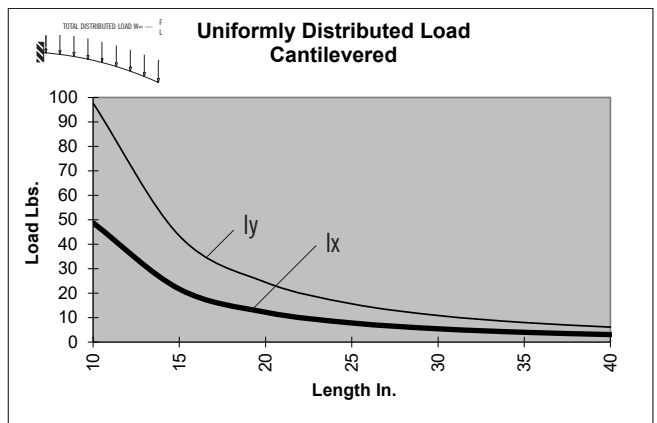
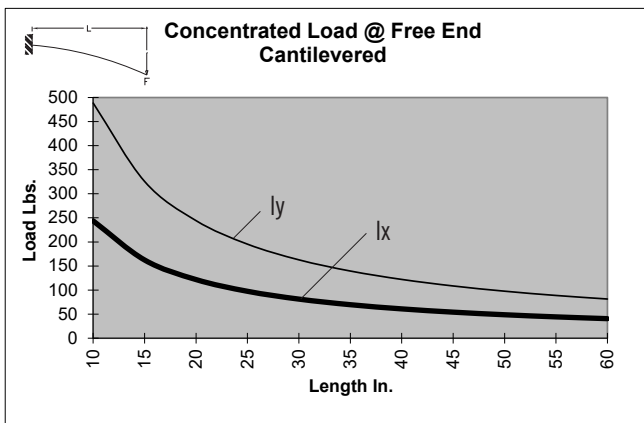
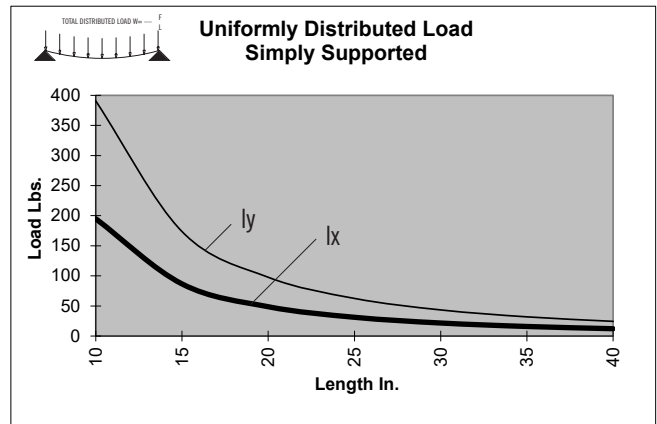
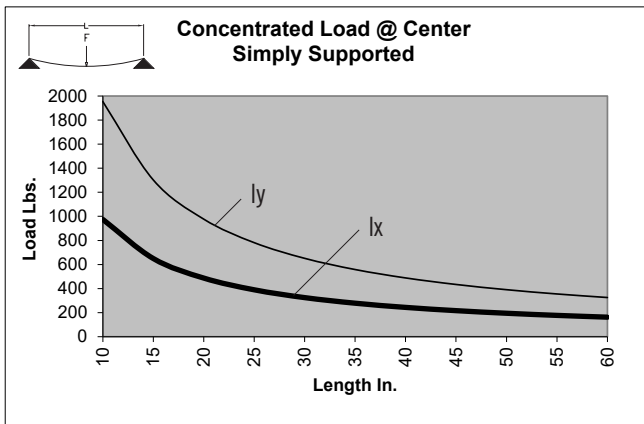
SPECIFICATIONS

Length	240"
Weight	1.567 lbs/ft (2.333 kg/m)
Estimated Area	1.339 in ² (8.639 cm ²)
Moment of Inertia	I _x =.315 in ⁴ (13.097 cm ⁴)
	I _y =1.263 in ⁴ (52.550 cm ⁴)

MACHINE SERVICES

CTL	660006
Single Access Hole	660028
Single Anchor Fastener	660020
Tap 5/16 -18	660024
Tap M8	660027

BEAM SELECTION BY LOAD AND LENGTH



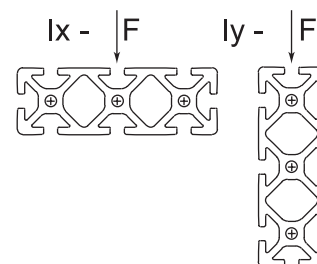
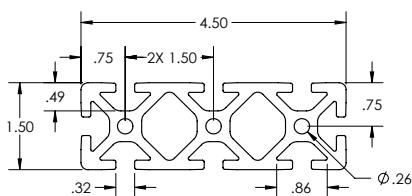
* Charts based on allowable loads related to yield strength with a margin of safety equal to five.

» For deflection equations see page 10

TS15-45

Black Anodized - **650110**

Clear Anodized - **650010**



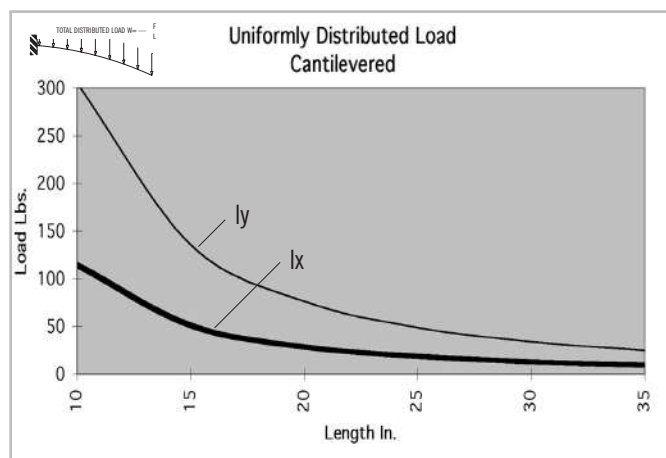
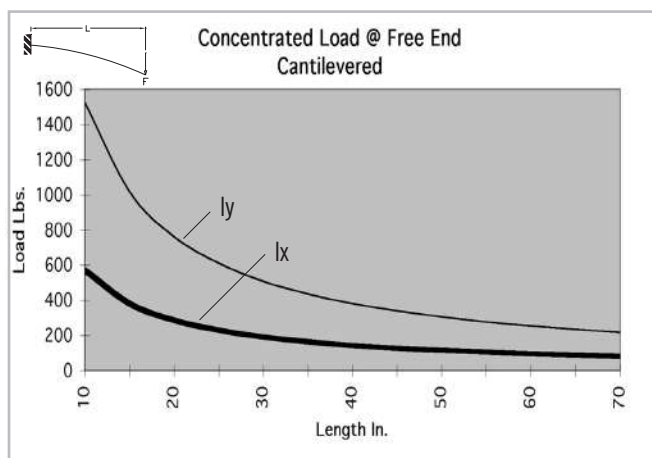
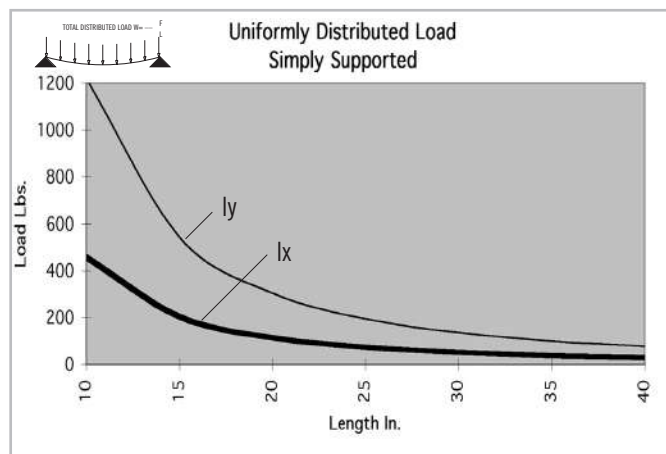
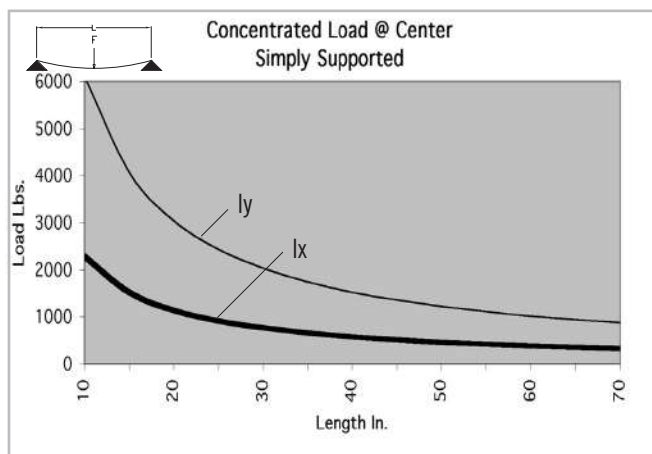
SPECIFICATIONS

Length	240"
Weight	3.684 lbs/ft (5.482 kg/m)
Estimated Area	3.113 in ² (20.084 cm ²)
Moment of Inertia	$I_x = .739 \text{ in}^4$ (30.760 cm ⁴)
	$I_y = 5.913 \text{ in}^4$ (246.118 cm ⁴)

MACHINE SERVICES

CTL	660007
Single Access Hole	660028
Single Anchor Fastener	660020
Tap 5/16 -18	660010
Tap M8	660011

BEAM SELECTION BY LOAD AND LENGTH



* Charts based on allowable loads related to yield strength with a margin of safety equal to five.

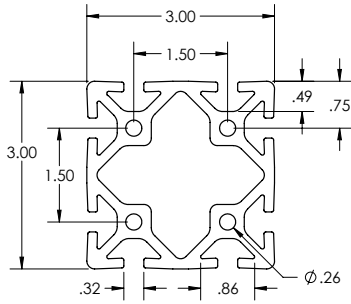
» For deflection equations see page 10

Fractional Extrusions

15 SERIES

TS30-30

Clear Anodized - **650012**
 Black Anodized - **650112**



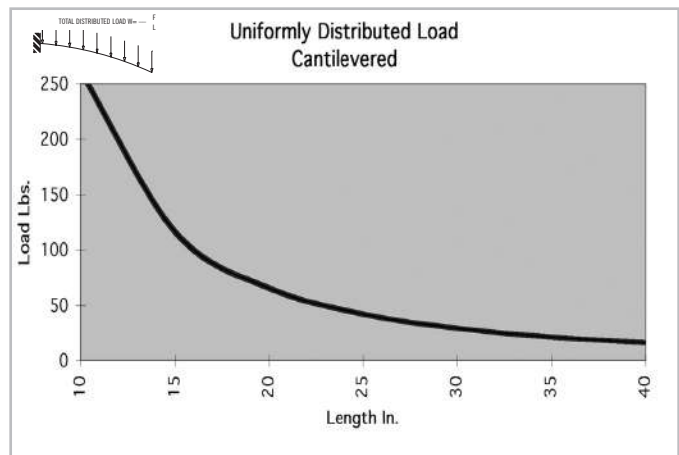
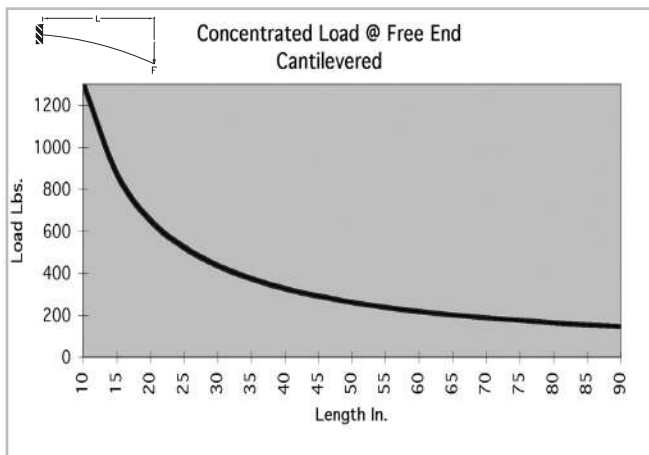
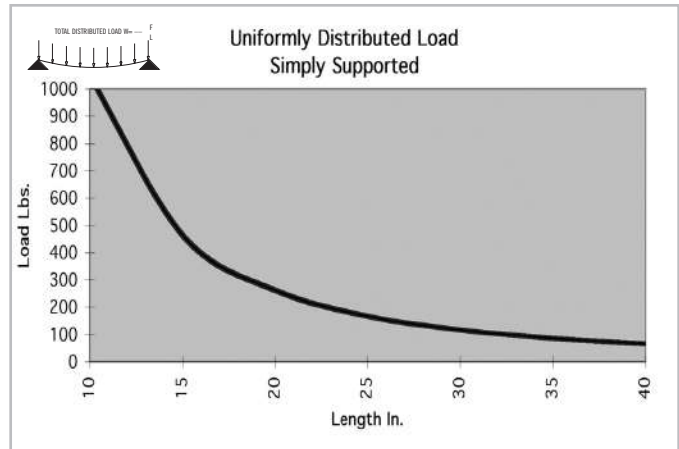
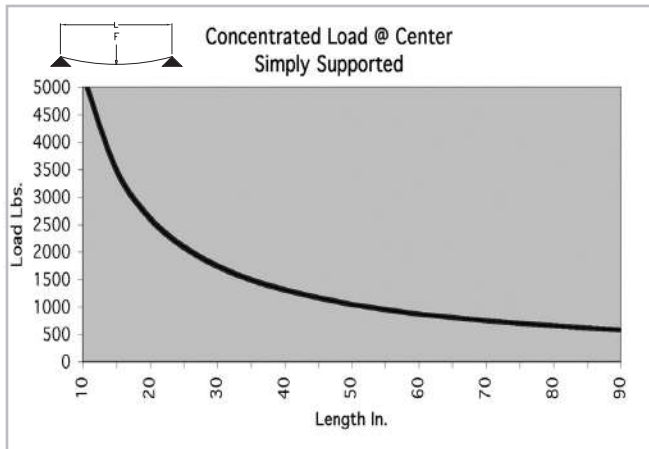
SPECIFICATIONS

Length240"
Weight	3.944 lbs/ft (5.869 kg/m)
Estimated Area	3.356 in ² (21.652 cm ²)
Moment of Inertia	I _x =3.379 in ⁴ (140.645 cm ⁴) I _y =3.379 in ⁴ (140.645 cm ⁴)

MACHINE SERVICES

CTL	660013
Single Access Hole	660028
Single Anchor Fastener	660020
Tap 5/16 -18	660031
Tap M8	660032

BEAM SELECTION BY LOAD AND LENGTH



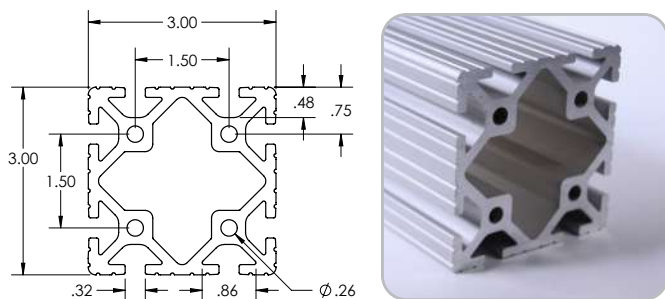
* Charts based on allowable loads related to yield strength with a margin of safety equal to five.

» For deflection equations see page 10

15 SERIES

TS30-30 GR

Clear Anodized - 650083



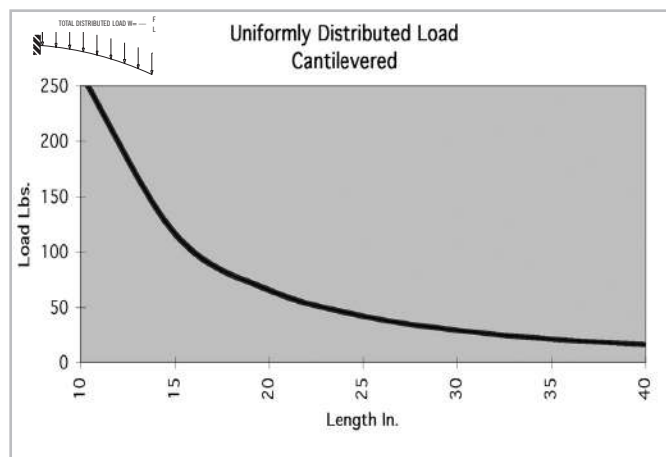
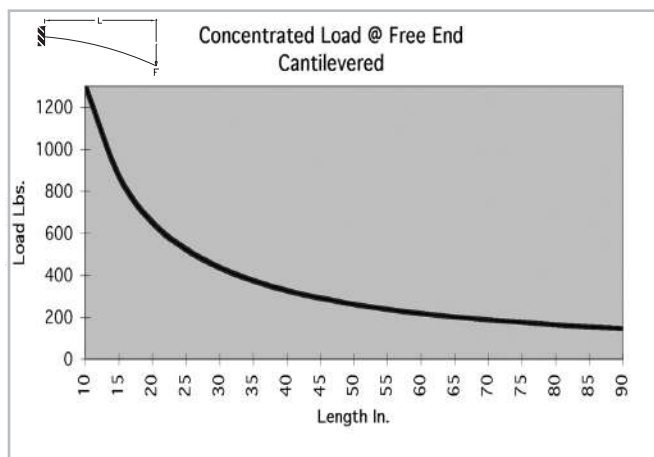
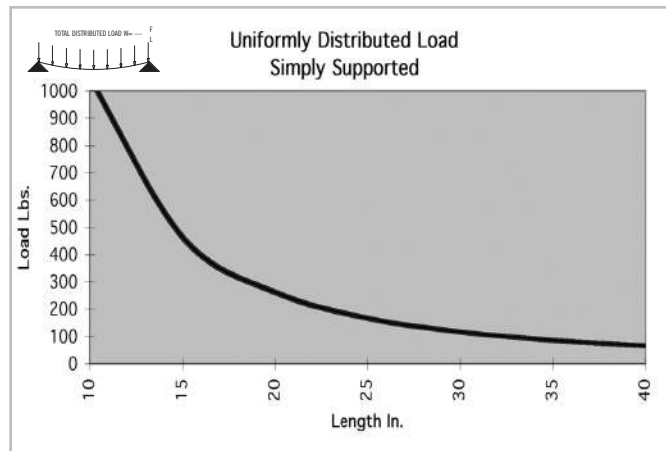
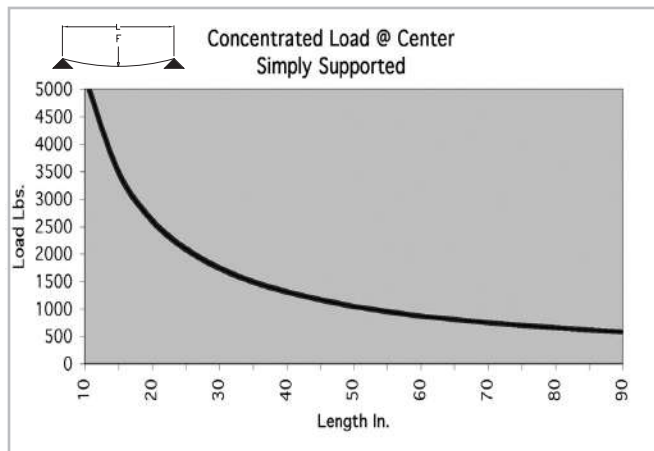
SPECIFICATIONS

Length240"
Weight	3.918 lbs/ft (5.831 kg/m)
Estimated Area	3.356 in ² (21.652 cm ²)
Moment of Inertia	I _x =3.379 in ⁴ (140.645 cm ⁴) I _y =3.379 in ⁴ (140.645 cm ⁴)

MACHINE SERVICES

CTL	660013
Single Access Hole	660028
Single Anchor Fastener	660020
Tap 5/16 -18	660031
Tap M8	660032

BEAM SELECTION BY LOAD AND LENGTH



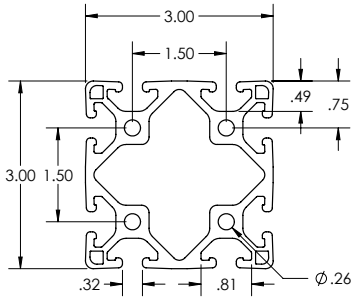
* Charts based on allowable loads related to yield strength with a margin of safety equal to five.

» For deflection equations see page 10

Fractional Extrusions

TS30-30L

Clear Anodized - **650013**
 Black Anodized - **650113**



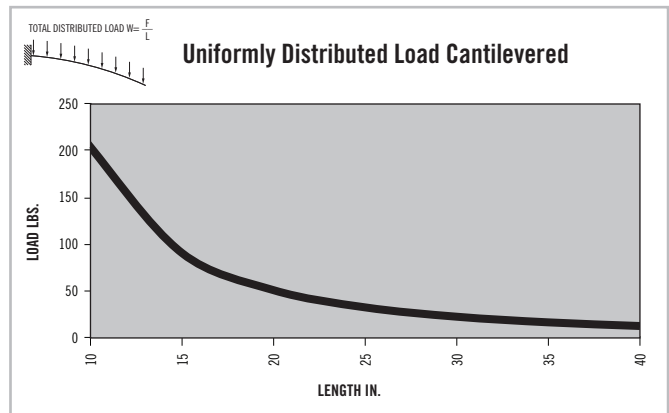
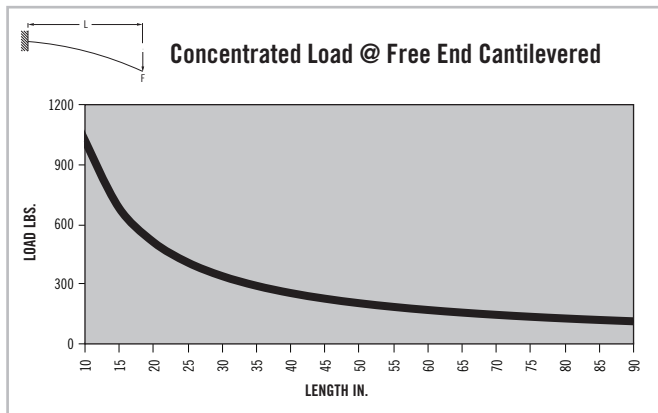
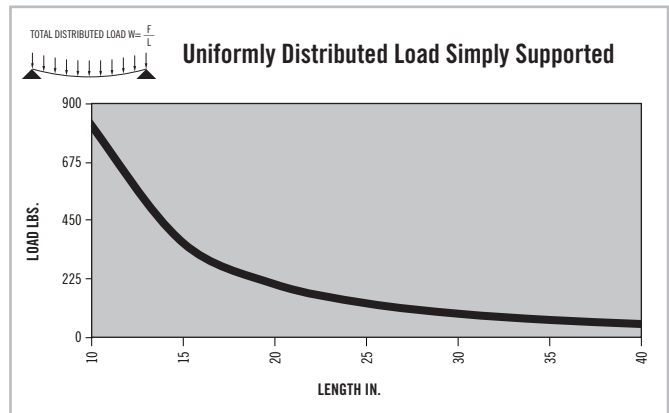
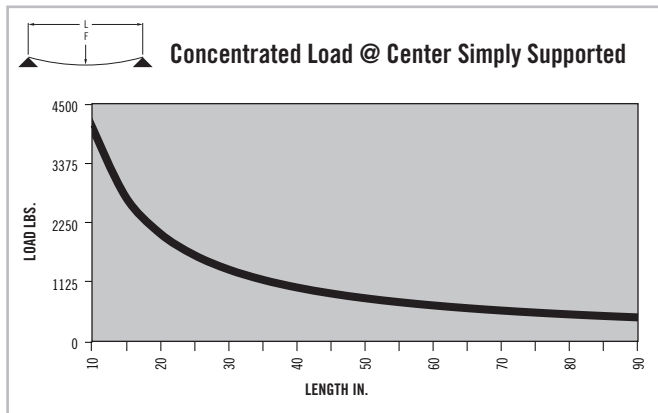
SPECIFICATIONS

Length240"
Weight	3.296 lbs/ft (4.905 kg/m)
Estimated Area	2.728 in ² (17.598 cm ²)
Moment of Inertia	I _x =2.639 in ⁴ (109.863 cm ⁴) I _y =2.639 in ⁴ (109.863 cm ⁴)

MACHINE SERVICES

CTL	660013
Single Access Hole	660028
Single Anchor Fastener	660020
Tap 5/16 -18	660031
Tap M8	660032

BEAM SELECTION BY LOAD AND LENGTH



* Charts based on allowable loads related to yield strength with a margin of safety equal to five.


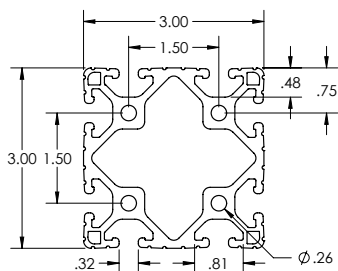
» For deflection equations see page 10

15 SERIES

TS30-30LGR

Clear Anodized - **650084**

Black Anodized - **650184**



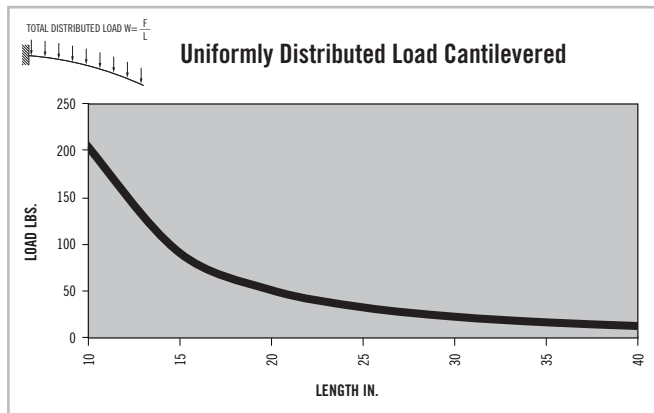
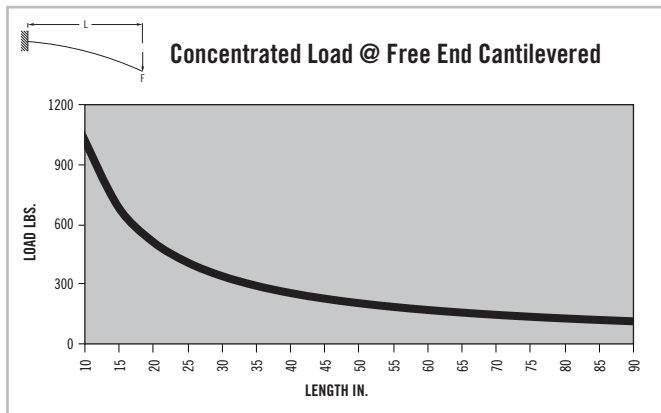
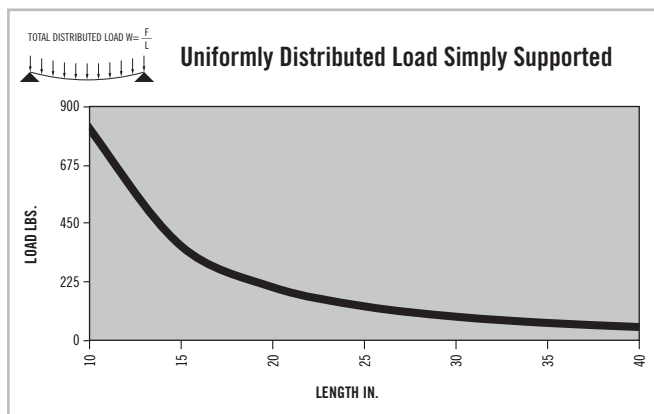
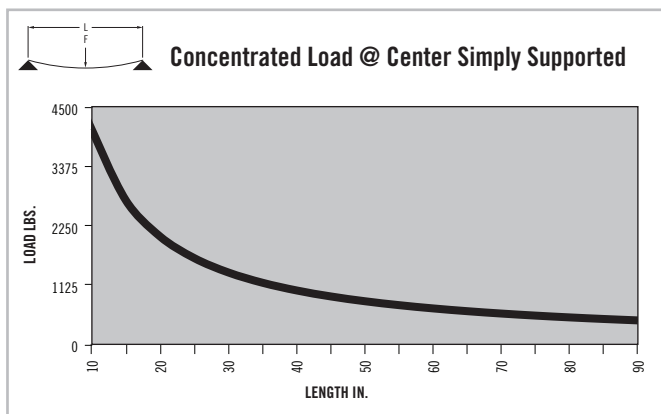
SPECIFICATIONS

Length240"
Weight	3.296 lbs/ft (4.905 kg/m)
Estimated Area	2.728 in ² (17.598 cm ²)
Moment of Inertia	I _x =2.639 in ⁴ (109.863 cm ⁴) I _y =2.639 in ⁴ (109.863 cm ⁴)

MACHINE SERVICES

CTL	660013
Single Access Hole	660028
Single Anchor Fastener	660020
Tap 5/16 -18	660031
Tap M8	660032

BEAM SELECTION BY LOAD AND LENGTH



* Charts based on allowable loads related to yield strength with a margin of safety equal to five.

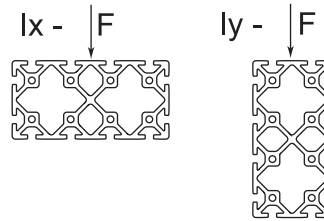
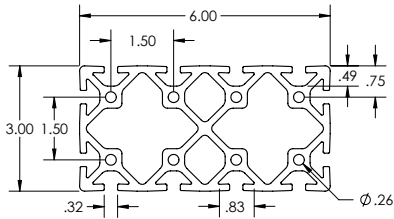
» For deflection equations see page 10

Fractional Extrusions

15 SERIES

TS30-60

Clear Anodized - 650042



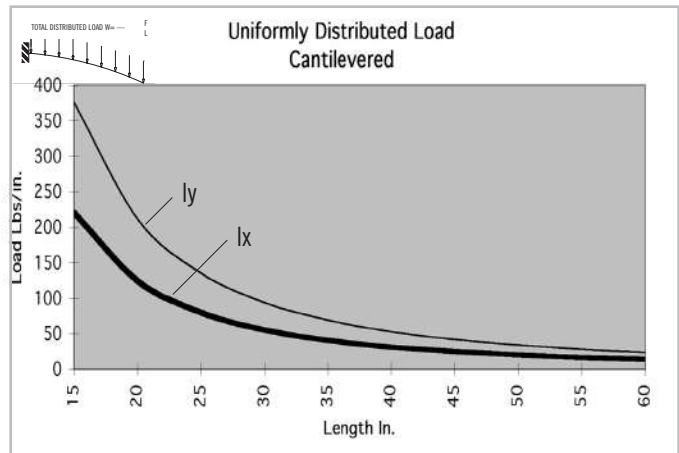
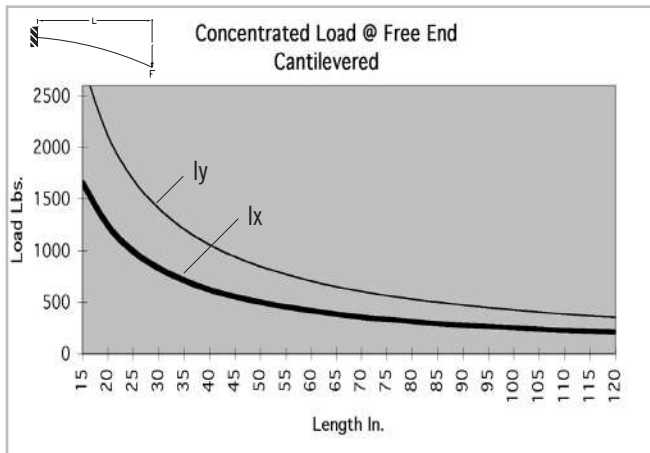
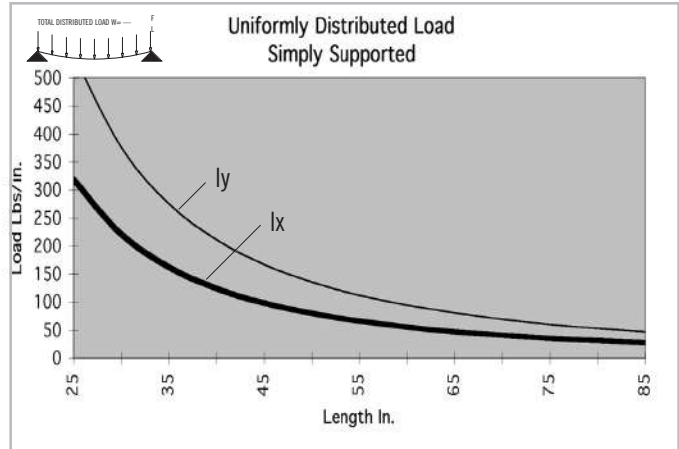
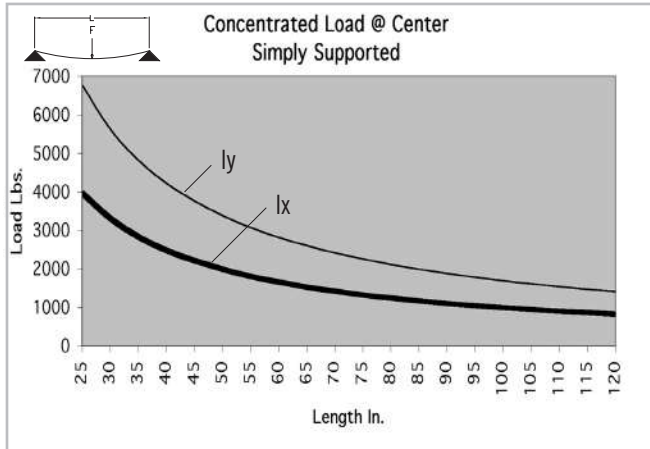
SPECIFICATIONS

Length	145"
Weight	7.198 lbs/ft (10.712 kg/m)
Estimated Area	6.219 in ² (40.123 cm ²)
Moment of Inertia	$I_x=6.4300 \text{ in}^4$ (267.637 cm ⁴)
	$I_y=21.8559 \text{ in}^4$ (909.711 cm ⁴)

MACHINE SERVICES

CTL	660008
Single Access Hole	660028
Single Anchor Fastener	660020
Tap 5/16-18	660012

BEAM SELECTION BY LOAD AND LENGTH



* Charts based on allowable loads related to yield strength with a margin of safety equal to five.

» For deflection equations see page 10

CONTENT

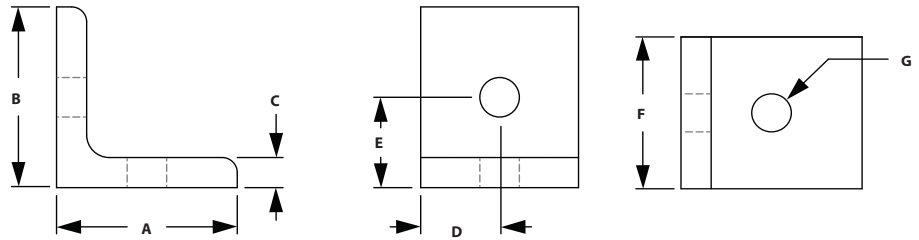
03 TSLOTS Brackets

Corner Brackets & Gussets	58-70
Joining Strips & Plates	71-77
Tee Joining Plates	78-80
Cross Plates	81-82
Angle Joining Plates	83-89
Transition Brackets & Strips	90-94

03 BRACKETS FRACTIONAL

Fractional Brackets

2 HOLE INSIDE CORNER BRACKET

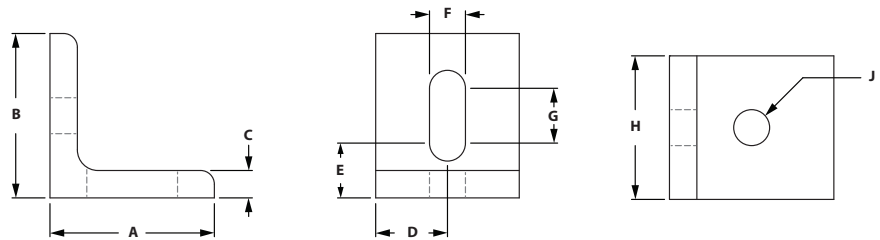


ITEM#	SERIES	FINISH	A	B	C	D	E	F	G
653047	10	Clear	1.000"	1.000"	.125"	.500"	.500"	1.000"	.257"
653056	10	Clear	1.000"	1.000"	.188"	.500"	.500"	.875"	.257"
654056	10	Black	1.000"	1.000"	.188"	.500"	.500"	.875"	.257"
653136	15	Clear	1.500"	1.500"	.250"	.750"	.750"	1.300"	.328"
654136	15	Black	1.500"	1.500"	.250"	.750"	.750"	1.300"	.328"

RECOMMENDED FASTENERS

ITEM#	BRACKET	QTY	BOLT	TNUT
651166	653047	2	1/4-20 x 3/8" FBHSCS	Economy
651171	653056 & 654056	2	1/4-20 x 1/2" BHSCS	Economy
651129	653136 & 654136	2	5/16-18 x 11/16" FBHSCS	Economy

2 HOLE SLOTTED CORNER BRACKET

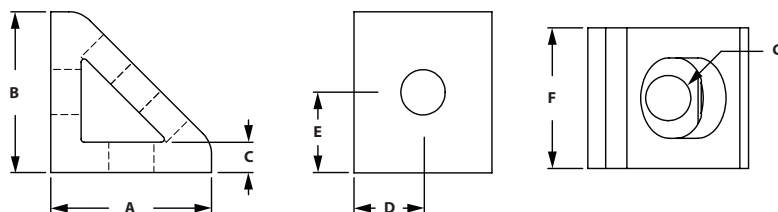


ITEM#	SERIES	FINISH	A	B	C	D	E	F	G	H	J
653126	10	Clear	1.000"	1.000"	.188"	.438"	.500"	.281"	.188"	.875"	.281"
654126	10	Black	1.000"	1.000"	.188"	.438"	.500"	.281"	.188"	.875"	.281"
653133	15	Clear	1.500"	1.500"	.250"	.655"	.500"	.328"	.500"	1.310"	.328"
654133	15	Black	1.500"	1.500"	.250"	.655"	.500"	.328"	.500"	1.310"	.328"

RECOMMENDED FASTENERS

ITEM#	SERIES	QTY	BOLT	TNUT
651171	10	2	1/4-20 x 1/2" BHSCS	Economy
651129	15	2	5/16-18 x 11/16" FBHSCS	Economy

2 HOLE INSIDE CORNER GUSSET

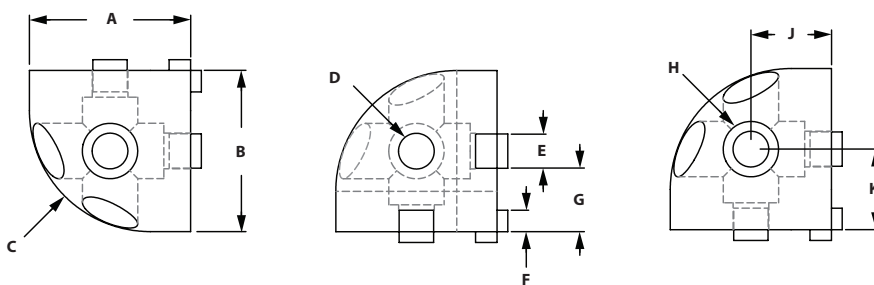


ITEM#	SERIES	FINISH	A	B	C	D	E	F	G
653069	10	Clear	1.000"	1.000"	.188"	.438"	.500"	.875"	.281"
653165	15	Clear	1.500"	1.500"	.250"	.655"	.750"	1.310"	.328"
654165	15	Black	1.500"	1.500"	.250"	.655"	.750"	1.310"	.328"

RECOMMENDED FASTENERS

ITEM#	SERIES	QTY	BOLT	TNUT
651171	10	2	1/4-20 x 1/2" BHSCS	Economy
651129	15	2	5/16-18 x 11/16" FBHSCS	Economy

ROUNDED TRI CORNER



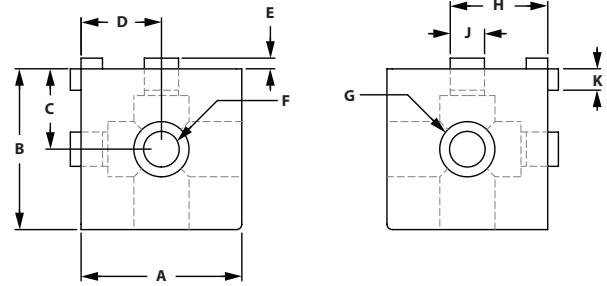
ITEM#	SERIES	FINISH	A	B	C	D	E	F	G	H	J	K
653034	10	Clear	1.000"	1.000"	.750"	.257"	.244"	.117"	.378"	.406"	.500"	.500"
653257	15	Clear	1.500"	1.500"	1.125"	.328"	.310"	.200"	.595"	.515"	.750"	.750"

RECOMMENDED FASTENERS

ITEM#	SERIES	QTY	BOLT
651003	10	3	1/4-20 x 1" LHSCS
651004	15	3	5/16-18 x 1" LSHSCS

Fractional Brackets

SQUARE TRI CORNER

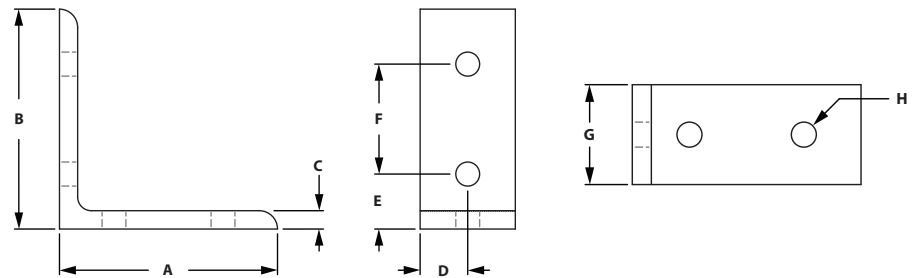


ITEM#	SERIES	FINISH	A	B	C	D	E	F	G	H	J	K
653035	10	Clear	1.000"	1.000"	.500"	.500"	.087"	.257"	.406"	.378"	.244"	.117"
653258	15	Clear	1.500"	1.500"	.750"	.750"	.110"	.328"	.515"	.595"	.310"	.200"

RECOMMENDED FASTENERS

ITEM#	SERIES	QTY	BOLT
651003	10	3	1/4-20 x 1" LHSCS
651004	15	3	5/16-18 x 1-1/4" LHSCS

4 HOLE VERTICAL INSIDE CORNER BRACKET

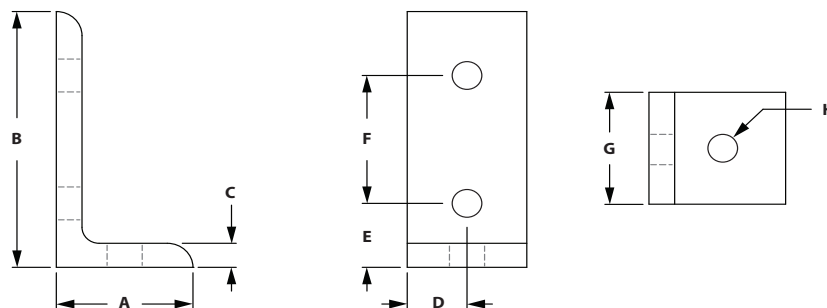


ITEM#	SERIES	FINISH	A	B	C	D	E	F	G	H
653052	10	Clear	2.000"	2.000"	.188"	.438"	.500"	1.000"	.875"	.281"
654052	10	Black	2.000"	2.000"	.188"	.438"	.500"	1.000"	.875"	.281"
653045	10	Clear	2.500"	2.500"	.188"	.438"	.750"	1.000"	.875"	.257"
653135	15	Clear	3.000"	3.000"	.250"	.655"	.750"	1.500"	1.310"	.328"
654135	15	Black	3.000"	3.000"	.250"	.655"	.750"	1.500"	1.310"	.328"

RECOMMENDED FASTENERS

ITEM#	SERIES	QTY	BOLT	TNUT
651171	10	4	1/4-20 x 1/2" BHSCS	Economy
651129	15	4	5/16-18 x 11/16" FBHSCS	Economy

3 HOLE INSIDE CORNER BRACKET

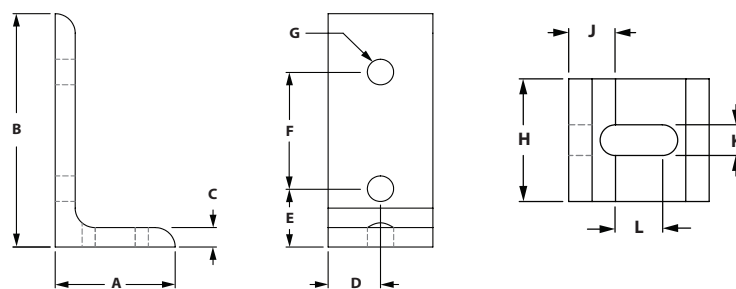


ITEM#	SERIES	FINISH	A	B	C	D	E	F	G	H
653107	10	Clear	1.000"	2.000"	.188"	.438"	.500"	1.000"	.875"	.281"
653204	15	Clear	1.500"	3.000"	.250"	.655"	.750"	1.500"	1.310"	.328"
654204	15	Black	1.500"	3.000"	.250"	.655"	.750"	1.500"	1.310"	.328"

RECOMMENDED FASTENERS

ITEM#	SERIES	QTY	BOLT	TNUT
651171	10	3	1/4-20 x 1/2" BHSCS	Economy
651129	15	3	5/16-18 x 11/16" FBHSCS	Economy

3 HOLE SLOTTED INSIDE CORNER BRACKET



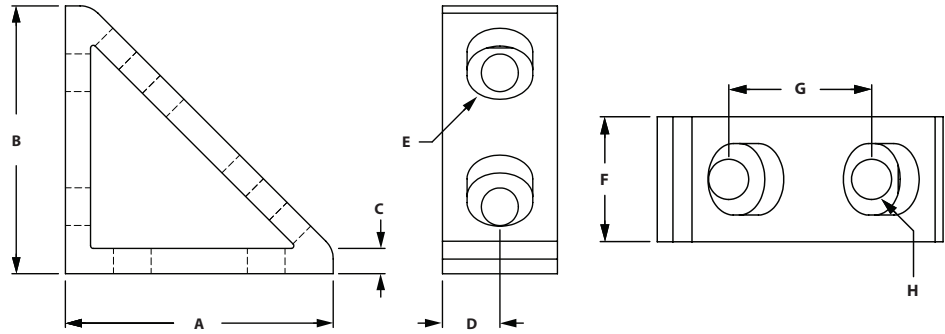
ITEM#	SERIES	FINISH	A	B	C	D	E	F	G	H	J	K	L
653123	10	Clear	1.000"	2.000"	.188"	.438"	.500"	1.000"	.281"	.875"	.500"	.281"	.188"
653128	15	Clear	1.500"	3.000"	.250"	.655"	.750"	1.500"	.328"	1.310"	.500"	.328"	.500"

RECOMMENDED FASTENERS

ITEM#	SERIES	QTY	BOLT	TNUT
651171	10	3	1/4-20 x 1/2" BHSCS	Economy
651129	15	3	5/16-18 x 11/16" FBHSCS	Economy

Fractional Brackets

4 HOLE VERTICAL INSIDE CORNER GUSSET

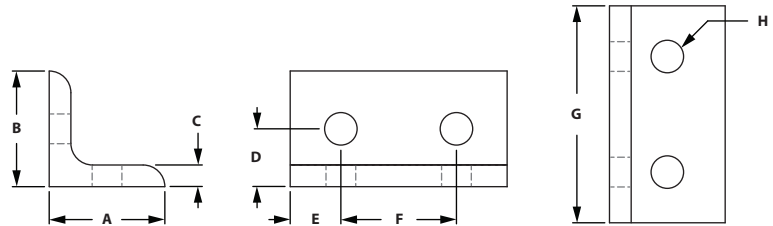


ITEM#	SERIES	FINISH	A	B	C	D	E	F	G	H
653073	10	Clear	2.000"	2.000"	.188"	.438"	.500"	.875"	1.000"	.281"
654073	10	Black	2.000"	2.000"	.188"	.438"	.500"	.875"	1.000"	.281"
653169	15	Clear	3.000"	3.000"	.250"	.655"	.750"	1.310"	1.500"	.328"
654169	15	Black	3.000"	3.000"	.250"	.655"	.750"	1.310"	1.500"	.328"

RECOMMENDED FASTENERS

ITEM#	SERIES	QTY	BOLT	TNUT
651171	10	4	1/4-20 x 1/2" BHSCS	Economy
651129	15	4	5/16-18 x 11/16" FBHSCS	Economy

4 HOLE HORIZONTAL INSIDE CORNER BRACKET

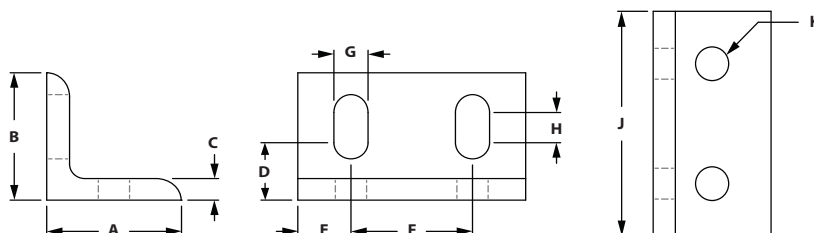


ITEM#	SERIES	FINISH	A	B	C	D	E	F	G	H
653050	10	Clear	1.000"	1.000"	.188"	.500"	.438"	1.000"	1.875"	.281"
653137	15	Clear	1.500"	1.500"	.250"	.750"	.655"	1.500"	2.810"	.328"

RECOMMENDED FASTENERS

ITEM#	SERIES	QTY	BOLT	TNUT
651171	10	4	1/4-20 x 1/2" BHSCS	Economy
651129	15	4	5/16-18 x 11/16" FBHSCS	Economy

4 HOLE HORIZONTAL SLOTTED INSIDE CORNER BRACKET

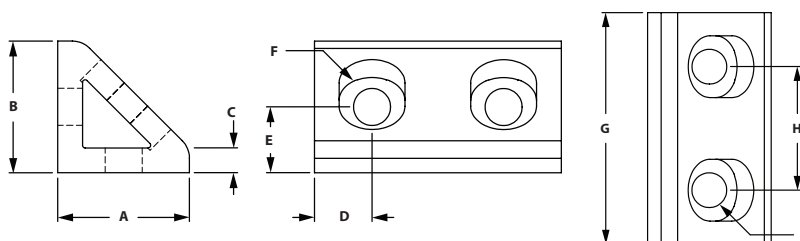


ITEM#	SERIES	FINISH	A	B	C	D	E	F	G	H	J	K
653125	10	Clear	1.000"	1.000"	.188"	.500"	.438"	1.000"	.281"	.188"	1.875"	.281"
653132	15	Clear	1.500"	1.500"	.250"	.750"	.655"	1.500"	.328"	.500"	2.810"	.328"

RECOMMENDED FASTENERS

ITEM#	SERIES	QTY	BOLT	TNUT
651171	10	4	1/4-20 x 1/2" BHSCS	Economy
651129	15	4	5/16-18 x 11/16" FBHSCS	Economy

4 HOLE HORIZONTAL INSIDE CORNER GUSSET



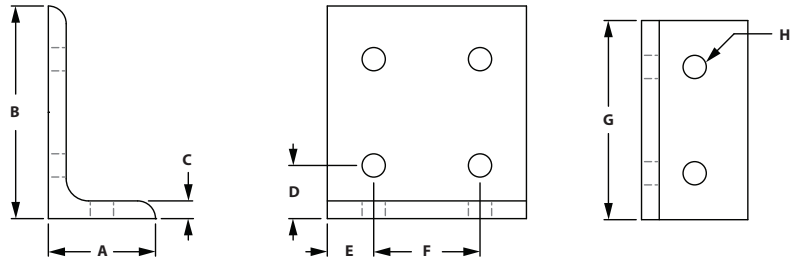
ITEM#	SERIES	FINISH	A	B	C	D	E	F	G	H	J
653071	10	Clear	1.000"	1.000"	.188"	.438"	.500"	.500"	1.875"	1.000"	.281"
653167	15	Clear	1.500"	1.500"	.250"	.655"	.750"	.750"	2.810"	1.500"	.328"
654167	15	Black	1.500"	1.500"	.250"	.655"	.750"	.750"	2.810"	1.500"	.328"

RECOMMENDED FASTENERS

ITEM#	SERIES	QTY	BOLT	TNUT
651171	10	4	1/4-20 x 1/2" BHSCS	Economy
651129	15	4	5/16-18 x 11/16" FBHSCS	Economy

Fractional Brackets

6 HOLE INSIDE CORNER BRACKET

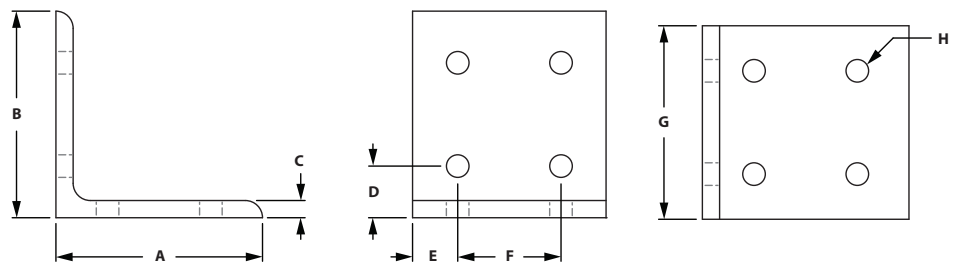


ITEM#	SERIES	FINISH	A	B	C	D	E	F	G	H
653106	10	Clear	1.000"	2.000"	.188"	.500"	.438"	1.000"	1.875"	.281"
653203	15	Clear	1.500"	3.000"	.250"	.750"	.655"	1.500"	2.810"	.328"
654203	15	Black	1.500"	3.000"	.250"	.750"	.655"	1.500"	2.810"	.328"

RECOMMENDED FASTENERS

ITEM#	SERIES	QTY	BOLT	TNUT
651171	10	6	1/4-20 x 1/2" BHSCS	Economy
651129	15	6	5/16-18 x 11/16" FBHSCS	Economy

8 HOLE VERTICAL INSIDE CORNER BRACKET

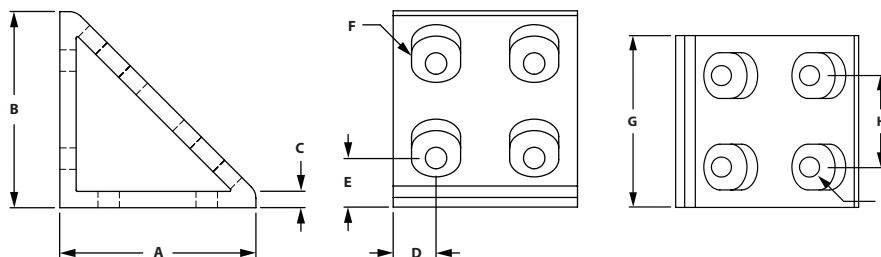


ITEM#	SERIES	FINISH	A	B	C	D	E	F	G	H
653051	10	Clear	2.000"	2.000"	.188"	.500"	.438"	1.000"	1.875"	.281"
653138	15	Clear	3.000"	3.000"	.250"	.750"	.655"	1.500"	2.810"	.328"

RECOMMENDED FASTENERS

ITEM#	SERIES	QTY	BOLT	TNUT
651171	10	8	1/4-20 x 1/2" BHSCS	Economy
651129	15	8	5/16-18 x 11/16" FBHSCS	Economy

8 HOLE VERTICAL INSIDE CORNER GUSSET

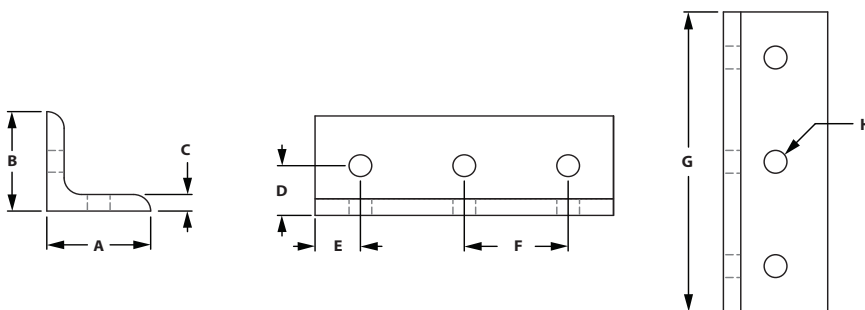


ITEM#	SERIES	FINISH	A	B	C	D	E	F	G	H	J
653075	10	Clear	2.000"	2.000"	.188"	.438"	.500"	.500"	1.875"	1.000"	.281"
654075	10	Black	2.000"	2.000"	.188"	.438"	.500"	.500"	1.875"	1.000"	.281"
653171	15	Clear	3.000"	3.000"	.250"	.655"	.750"	.750"	2.810"	1.500"	.328"
654171	15	Black	3.000"	3.000"	.250"	.655"	.750"	.750"	2.810"	1.500"	.328"

RECOMMENDED FASTENERS

ITEM#	SERIES	QTY	BOLT	TNUT
651171	10	8	1/4-20 x 1/2" BHSCS	Economy
651129	15	8	5/16-18 x 11/16" FBHSCS	Economy

6 HOLE HORIZONTAL INSIDE CORNER BRACKET



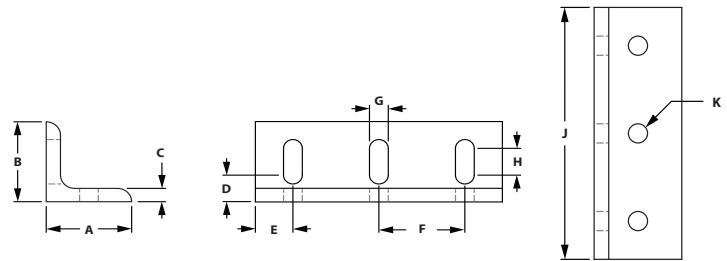
ITEM#	SERIES	FINISH	A	B	C	D	E	F	G	H
653014	10	Clear	1.000"	1.000"	.188"	.500"	.438"	1.000"	2.880"	.281"
653237	15	Clear	1.500"	1.500"	.250"	.750"	.655"	1.500"	4.310"	.328"

RECOMMENDED FASTENERS

ITEM#	SERIES	QTY	BOLT	TNUT
651171	10	6	1/4-20 x 1/2" BHSCS	Economy
651129	15	6	5/16-18 x 11/16" FBHSCS	Economy

Fractional Brackets

6 HOLE HORIZONTAL SLOTTED INSIDE CORNER BRACKET

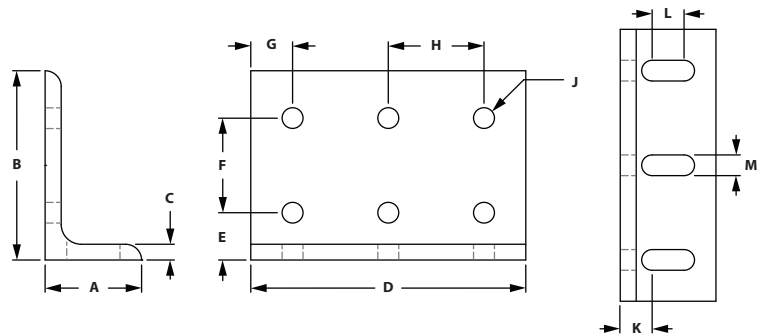


ITEM#	SERIES	FINISH	A	B	C	D	E	F	G	H	J	K
653127	10	Clear	1.000"	1.000"	.188"	.500"	.438"	1.000"	.281"	.188"	2.875"	.281"
653134	15	Clear	1.500"	1.500"	.250"	.750"	.655"	1.500"	.328"	.500"	4.310"	.328"

RECOMMENDED FASTENERS

ITEM#	SERIES	QTY	BOLT	TNUT
651171	10	6	1/4-20 x 1/2" BHSCS	Economy
651129	15	6	5/16-18 x 11/16" FBHSCS	Economy

9 HOLE SLOTTED CORNER BRACKET

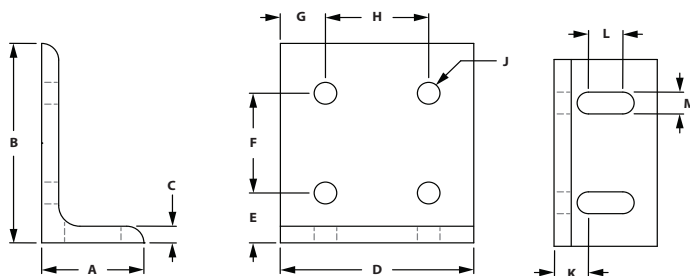


ITEM#	SERIES	FINISH	A	B	C	D	E	F	G	H	J	K	L	M
653124	10	Clear	1.000"	2.000"	.188"	2.875"	.500"	1.000"	.438"	1.000"	.281"	.500"	.188"	.281"
653129	15	Clear	1.500"	3.000"	.250"	4.310"	.750"	1.500"	.655"	1.500"	.328"	.750"	.500"	.328"

RECOMMENDED FASTENERS

ITEM#	SERIES	QTY	BOLT	TNUT
651171	10	9	1/4-20 x 1/2" BHSCS	Economy
651129	15	9	5/16-18 x 11/16" FBHSCS	Economy

6 HOLE VERTICAL SLOTTED INSIDE CORNER BRACKET

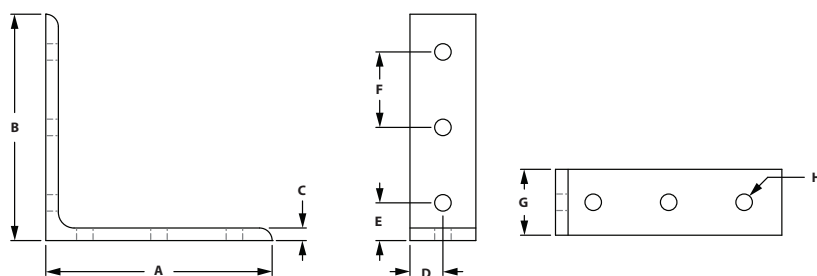


ITEM#	SERIES	FINISH	A	B	C	D	E	F	G	H	J	K	L	M
653131	10	Clear	1.000"	2.000"	.188"	1.875"	.500"	1.000"	.438"	1.000"	.281"	.500"	.188"	.281"
653130	15	Clear	1.500"	3.000"	.250"	2.810"	.750"	1.500"	.655"	1.500"	.328"	.750"	.500"	.328"

RECOMMENDED FASTENERS

ITEM#	SERIES	QTY	BOLT	TNUT
651171	10	6	1/4-20 x 1/2" BHSCS	Economy
651129	15	6	5/16-18 x 11/16" FBHSCS	Economy

6 HOLE VERTICAL INSIDE CORNER BRACKET



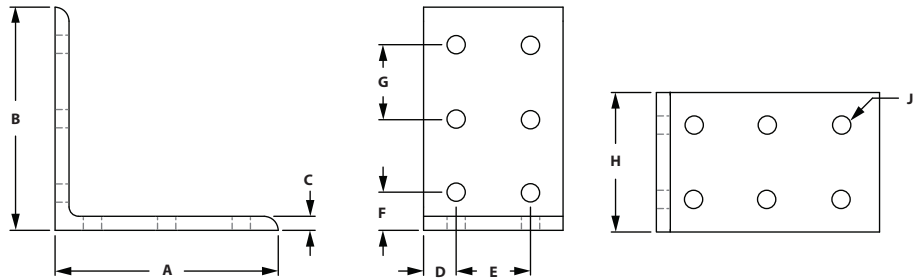
ITEM#	SERIES	FINISH	A	B	C	D	E	F	G	H
653012	10	Clear	3.000"	3.000"	.188"	.438"	.500"	1.000"	.875"	.281"
653235	15	Clear	4.500"	4.500"	.250"	.655"	.750"	1.500"	1.310"	.328"

RECOMMENDED FASTENERS

ITEM#	SERIES	QTY	BOLT	TNUT
651171	10	6	1/4-20 x 1/2" BHSCS	Economy
651129	15	6	5/16-18 x 11/16" FBHSCS	Economy

Fractional Brackets

12 HOLE VERTICAL INSIDE CORNER BRACKET

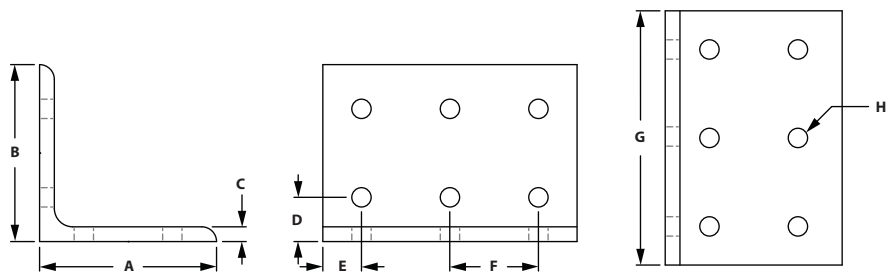


ITEM#	SERIES	FINISH	A	B	C	D	E	F	G	H	J
653013	10	Clear	3.000"	3.000"	.188"	.438"	1.000"	.500"	1.000"	1.875"	.281"
653236	15	Clear	4.500"	4.500"	.250"	.655"	1.500"	.750"	1.500"	2.812"	.328"

RECOMMENDED FASTENERS

ITEM#	SERIES	QTY	BOLT	TNUT
651171	10	12	1/4-20 x 1/2" BHSCS	Economy
651129	15	12	5/16-18 x 11/16" FBHSCS	Economy

12 HOLE HORIZONTAL INSIDE CORNER BRACKET

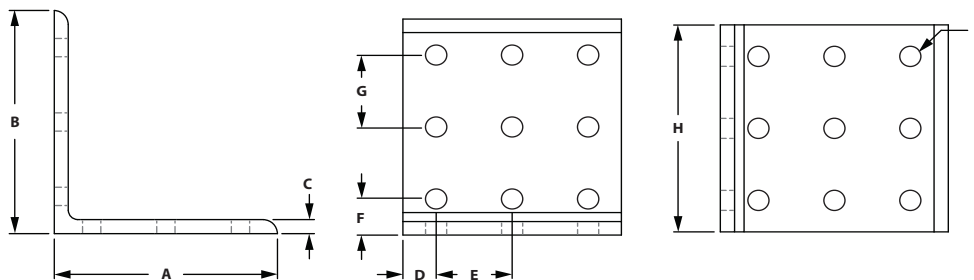


ITEM#	SERIES	FINISH	A	B	C	D	E	F	G	H
653015	10	Clear	2.000"	2.000"	.188"	.500"	.438"	1.000"	2.875"	.281"
653238	15	Clear	3.000"	3.000"	.250"	.750"	.655"	1.500"	4.310"	.328"

RECOMMENDED FASTENERS

ITEM#	SERIES	QTY	BOLT	TNUT
651171	10	12	1/4-20 x 1/2" BHSCS	Economy
651129	15	12	5/16-18 x 11/16" FBHSCS	Economy

18 HOLE INSIDE CORNER BRACKET

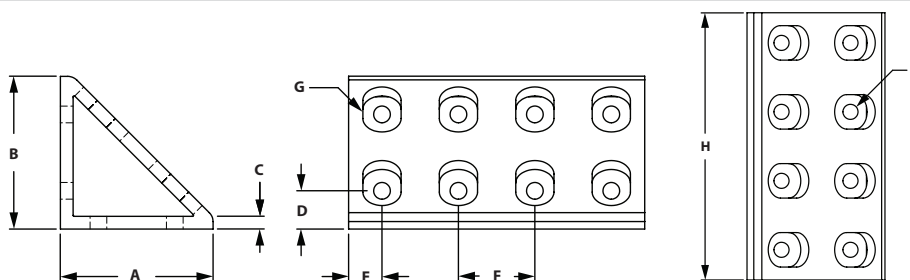


ITEM#	SERIES	FINISH	A	B	C	D	E	F	G	H	J
653016	10	Clear	3.000"	3.000"	.188"	.438"	1.000"	.500"	1.000"	2.875"	.281"
653239	15	Clear	4.500"	4.500"	.250"	.655"	1.500"	.750"	1.500"	4.310"	.328"

RECOMMENDED FASTENERS

ITEM#	SERIES	QTY	BOLT	TNUT
651171	10	18	1/4-20 x 1/2" BHSCS	Economy
651129	15	18	5/16-18 x 11/16" FBHSCS	Economy

16 HOLE INSIDE CORNER GUSSET



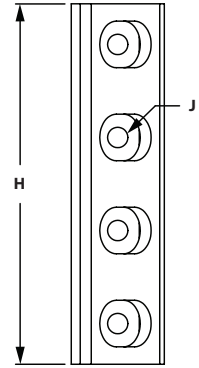
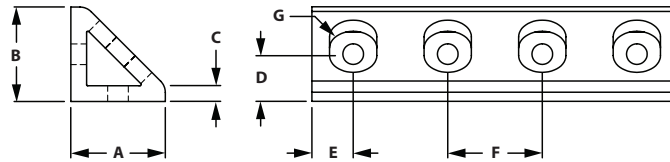
ITEM#	SERIES	FINISH	A	B	C	D	E	F	G	H	J
653292	15	Clear	3.000"	3.000"	.250"	.750"	.655"	1.500"	.750"	5.810"	.328"

RECOMMENDED FASTENERS

ITEM#	SERIES	QTY	BOLT	TNUT
651129	15	16	5/16-18 x 11/16" FBHSCS	Economy

Fractional Brackets

8 HOLE HORIZONTAL INSIDE CORNER GUSSET

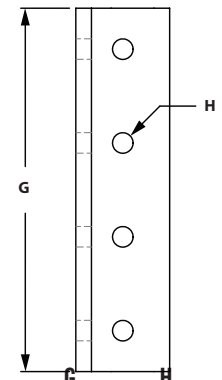
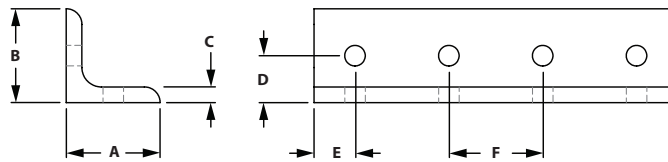


ITEM#	SERIES	FINISH	A	B	C	D	E	F	G	H	J
653293	15	Clear	1.500"	1.500"	.250"	.750"	.655"	1.500"	.750"	5.810"	.328"

RECOMMENDED FASTENERS

ITEM#	SERIES	QTY	BOLT	TNUT
651129	15	8	5/16-18 x 11/16" FBHSCS	Economy

8 HOLE HORIZONTAL INSIDE CORNER BRACKET

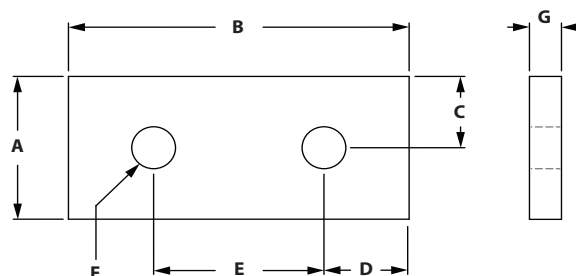


ITEM#	SERIES	FINISH	A	B	C	D	E	F	G	H
653294	15	Clear	1.500"	1.500"	.250"	.750"	.655"	1.500"	5.810"	.328"

RECOMMENDED FASTENERS

ITEM#	SERIES	QTY	BOLT	TNUT
651129	15	8	5/16-18 x 11/16" FBHSCS	Economy

2 HOLE JOINING STRIP

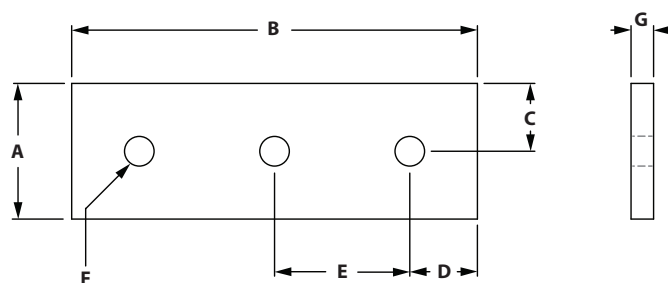


ITEM#	SERIES	FINISH	A	B	C	D	E	F	G
653046	10	Clear	.875"	2.000"	.438"	.500"	1.000"	.257"	.188"
654046	10	Black	.875"	2.000"	.438"	.500"	1.000"	.257"	.188"
653141	15	Clear	1.500"	3.000"	.750"	.750"	1.500"	.328"	.250"
654141	15	Black	1.500"	3.000"	.750"	.750"	1.500"	.328"	.250"

RECOMMENDED FASTENERS

ITEM#	SERIES	QTY	BOLT	TNUT
651171	10	2	1/4-20 x 1/2" BHSCS	Economy
651129	15	2	5/16-18 x 11/16" FBHSCS	Economy

3 HOLE JOINING STRIP



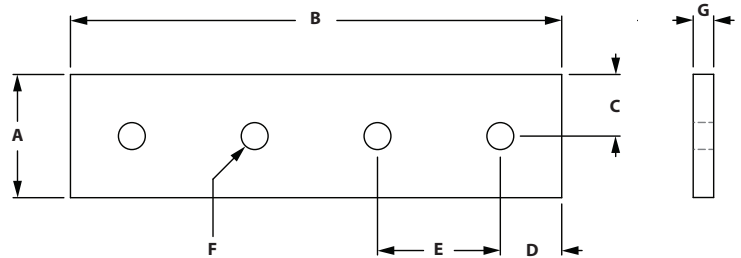
ITEM#	SERIES	FINISH	A	B	C	D	E	F	G
653055	10	Clear	.875"	3.000"	.438"	.500"	1.000"	.257"	.188"
653140	15	Clear	1.500"	4.500"	.750"	.750"	1.500"	.328"	.250"

RECOMMENDED FASTENERS

ITEM#	SERIES	QTY	BOLT	TNUT
651171	10	3	1/4-20 x 1/2" BHSCS	Economy
651129	15	3	5/16-18 x 11/16" FBHSCS	Economy

Fractional Brackets

4 HOLE JOINING STRIP

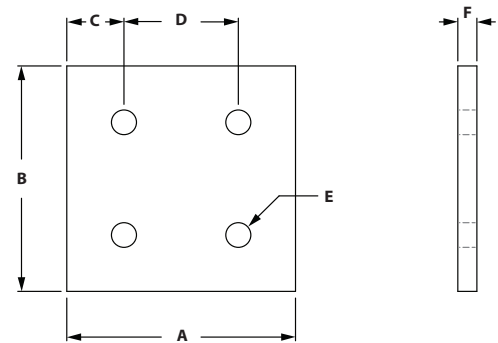


ITEM#	SERIES	FINISH	A	B	C	D	E	F	G
653054	10	Clear	.875"	4.000"	.438"	.500"	1.000"	.257"	.188"
653139	15	Clear	1.500"	6.000"	.750"	.750"	1.500"	.328"	.250"
654139	15	Black	1.500"	6.000"	.750"	.750"	1.500"	.328"	.250"

RECOMMENDED FASTENERS

ITEM#	SERIES	QTY	BOLT	TNUT
651171	10	4	1/4-20 x 1/2" BHSCS	Economy
651129	15	4	5/16-18 x 11/16" FBHSCS	Economy

4 HOLE JOINING PLATE

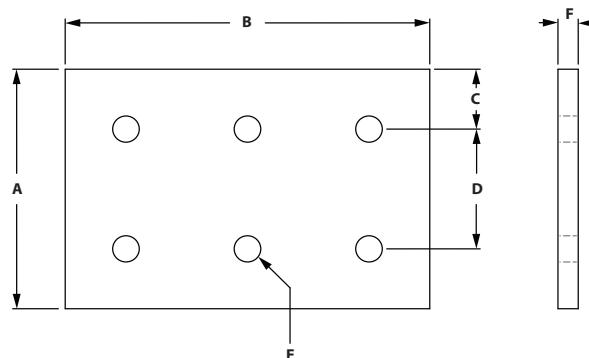


ITEM#	SERIES	FINISH	A	B	C	D	E	F
653100	10	Clear	2.000"	2.000"	.500"	1.000"	.257"	.188"
653199	15	Clear	3.000"	3.000"	.750"	1.500"	.328"	.250"
654199	15	Black	3.000"	3.000"	.750"	1.500"	.328"	.250"

RECOMMENDED FASTENERS

ITEM#	SERIES	QTY	BOLT	TNUT
651171	10	4	1/4-20 x 1/2" BHSCS	Economy
651129	15	4	5/16-18 x 11/16" FBHSCS	Economy

6 HOLE JOINING PLATE

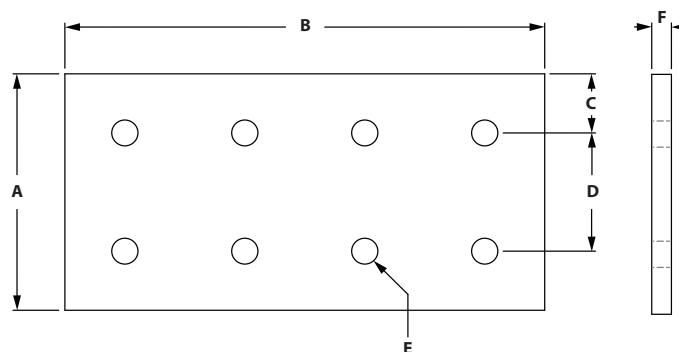


ITEM#	SERIES	FINISH	A	B	C	D	E	F
653099	10	Clear	2.000"	3.000"	.500"	1.000"	.257"	.188"
653198	15	Clear	3.000"	4.500"	.750"	1.500"	.328"	.250"

RECOMMENDED FASTENERS

ITEM#	SERIES	QTY	BOLT	TNUT
651171	10	6	1/4-20 x 1/2" BHSCS	Economy
651129	15	6	5/16-18 x 11/16" FBHSCS	Economy

8 HOLE JOINING PLATE



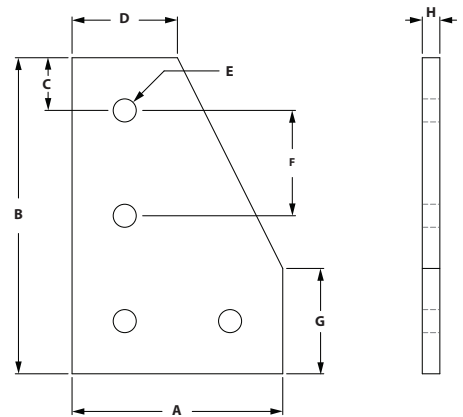
ITEM#	SERIES	FINISH	A	B	C	D	E	F
653098	10	Clear	2.000"	4.000"	.500"	1.000"	.257"	.188"
653197	15	Clear	3.000"	6.000"	.750"	1.500"	.328"	.250"
654197	15	Black	3.000"	6.000"	.750"	1.500"	.328"	.250"

RECOMMENDED FASTENERS

ITEM#	SERIES	QTY	BOLT	TNUT
651171	10	8	1/4-20 x 1/2" BHSCS	Economy
651129	15	8	5/16-18 x 11/16" FBHSCS	Economy

Fractional Brackets

4 Hole 90° Joining Plate

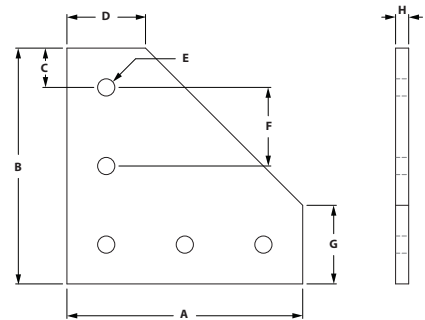


ITEM#	SERIES	FINISH	A	B	C	D	E	F	G	H
653084	10	Clear	2.000"	3.000"	.500"	1.000"	.257"	1.000"	1.000"	.188"
653182	15	Clear	3.000"	4.500"	.750"	1.500"	.328"	1.500"	1.500"	.250"

RECOMMENDED FASTENERS

ITEM#	SERIES	QTY	BOLT	TNUT
651171	10	4	1/4-20 x 1/2" BHSCS	Economy
651129	15	4	5/16-18 x 11/16" FBHSCS	Economy

5 Hole 90° Joining Plate

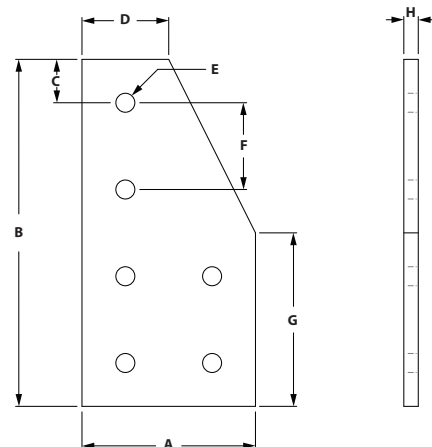


ITEM#	SERIES	FINISH	A	B	C	D	E	F	G	H
653085	10	Clear	3.000"	3.000"	.500"	1.000"	.257"	1.000"	1.000"	.188"
654085	10	Black	3.000"	3.000"	.500"	1.000"	.257"	1.000"	1.000"	.188"
653183	15	Clear	4.500"	4.500"	.750"	1.500"	.328"	1.500"	1.500"	.250"
654183	15	Black	4.500"	4.500"	.750"	1.500"	.328"	1.500"	1.500"	.250"

RECOMMENDED FASTENERS

ITEM#	SERIES	QTY	BOLT	TNUT
651171	10	5	1/4-20 x 1/2" BHSCS	Economy
651129	15	5	5/16-18 x 11/16" FBHSCS	Economy

6 Hole 90° Joining Plate

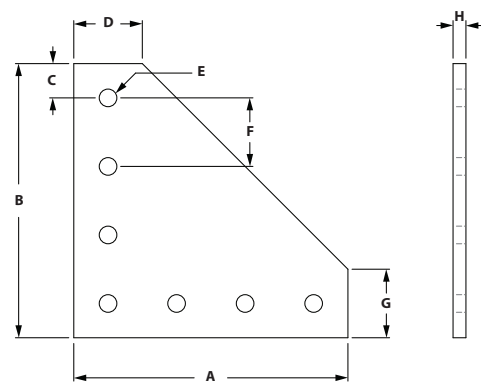


ITEM#	SERIES	FINISH	A	B	C	D	E	F	G	H
653057	10	Clear	2.000"	4.000"	.500"	1.000"	.257"	1.000"	2.000"	.188"
653153	15	Clear	3.000"	6.000"	.750"	1.500"	.328"	1.500"	3.000"	.250"

RECOMMENDED FASTENERS

ITEM#	SERIES	QTY	BOLT	TNUT
651171	10	6	1/4-20 x 1/2" BHSCS	Economy
651129	15	6	5/16-18 x 11/16" FBHSCS	Economy

7 Hole 90° Joining Plate



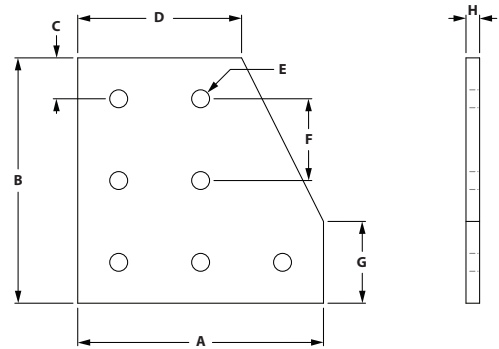
ITEM#	SERIES	FINISH	A	B	C	D	E	F	G	H
653086	10	Clear	4.000"	4.000"	.500"	1.000"	.257"	1.000"	1.000"	.188"
653184	15	Clear	6.000"	6.000"	.750"	1.500"	.328"	1.500"	1.500"	.250"

RECOMMENDED FASTENERS

ITEM#	SERIES	QTY	BOLT	TNUT
651171	10	7	1/4-20 x 1/2" BHSCS	Economy
651129	15	7	5/16-18 x 11/16" FBHSCS	Economy

Fractional Brackets

7 HOLE 90° JOINING PLATE

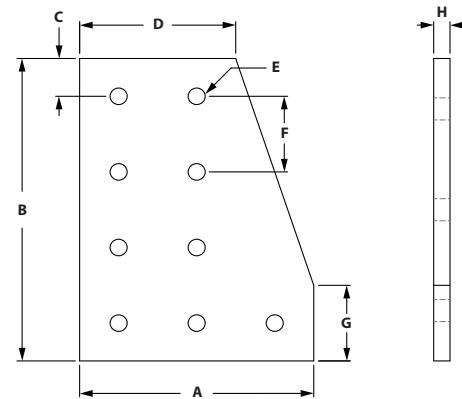


ITEM#	SERIES	FINISH	A	B	C	D	E	F	G	H
653066	10	Clear	3.000"	3.000"	.500"	2.000"	.257"	1.000"	1.000"	.188"
653162	15	Clear	4.500"	4.500"	.750"	3.000"	.328"	1.500"	1.500"	.250"

RECOMMENDED FASTENERS

ITEM#	SERIES	QTY	BOLT	TNUT
651171	10	7	1/4-20 x 1/2" BHSCS	Economy
651129	15	7	5/16-18 x 11/16" FBHSCS	Economy

9 HOLE 90° JOINING PLATE

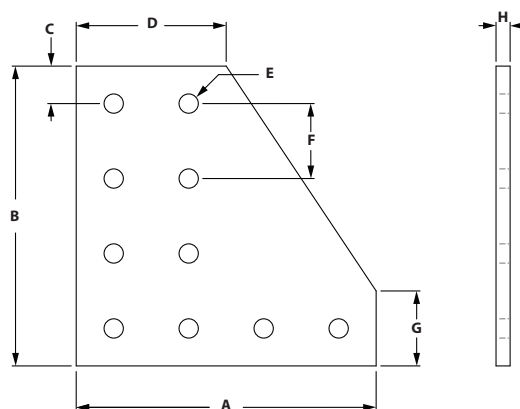


ITEM#	SERIES	FINISH	A	B	C	D	E	F	G	H
653159	15	Clear	4.500"	6.000"	.750"	3.000"	.328"	1.500"	1.500"	.250"

RECOMMENDED FASTENERS

ITEM#	SERIES	QTY	BOLT	TNUT
651129	15	9	5/16-18 x 11/16" FBHSCS	Economy

10 HOLE 90° JOINING PLATE

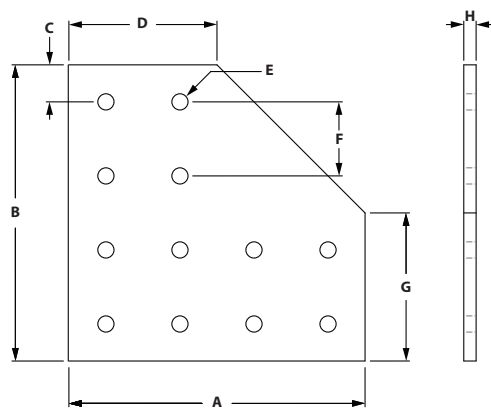


ITEM#	SERIES	FINISH	A	B	C	D	E	F	G	H
653064	10	Clear	4.000"	4.000"	.500"	2.000"	.257"	1.000"	1.000"	.188"
653160	15	Clear	6.000"	6.000"	.750"	3.000"	.328"	1.500"	1.500"	.250"

RECOMMENDED FASTENERS

ITEM#	SERIES	QTY	BOLT	TNUT
651171	10	10	1/4-20 x 1/2" BHSCS	Economy
651129	15	10	5/16-18 x 11/16" FBHSCS	Economy

12 HOLE 90° JOINING PLATE



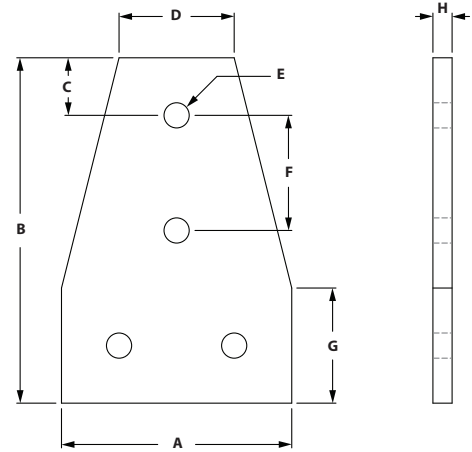
ITEM#	SERIES	FINISH	A	B	C	D	E	F	G	H
653065	10	Clear	4.000"	4.000"	.500"	2.000"	.257"	1.000"	2.000"	.188"
653161	15	Clear	6.000"	6.000"	.750"	3.000"	.328"	1.500"	3.000"	.250"
654161	15	Black	6.000"	6.000"	.750"	3.000"	.328"	1.500"	3.000"	.250"

RECOMMENDED FASTENERS

ITEM#	SERIES	QTY	BOLT	TNUT
651171	10	12	1/4-20 x 1/2" BHSCS	Economy
651129	15	12	5/16-18 x 11/16" FBHSCS	Economy

Fractional Brackets

4 HOLE TEE JOINING PLATE

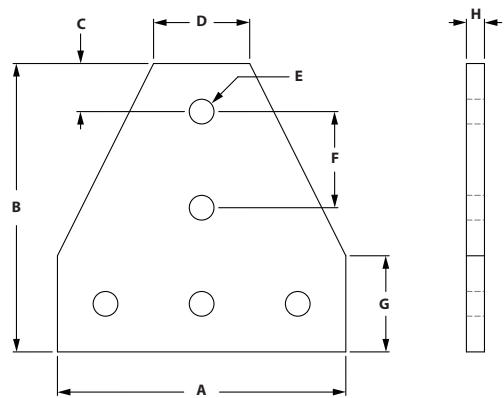


ITEM#	SERIES	FINISH	A	B	C	D	E	F	G	H
653078	10	Clear	2.000"	3.000"	.500"	1.000"	.257"	1.000"	1.000"	.188"
653174	15	Clear	3.000"	4.500"	.750"	1.500"	.328"	1.500"	1.500"	.250"
654174	15	Black	3.000"	4.500"	.750"	1.500"	.328"	1.500"	1.500"	.250"

RECOMMENDED FASTENERS

ITEM#	SERIES	QTY	BOLT	TNUT
651171	10	4	1/4-20 x 1/2" BHSCS	Economy
651129	15	4	5/16-18 x 11/16" FBHSCS	Economy

5 HOLE TEE JOINING PLATE

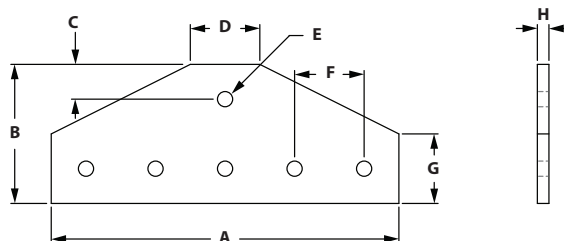


ITEM#	SERIES	FINISH	A	B	C	D	E	F	G	H
653077	10	Clear	3.000"	3.000"	.500"	1.000"	.257"	1.000"	1.000"	.188"
653173	15	Clear	4.500"	4.500"	.750"	1.500"	.328"	1.500"	1.500"	.250"

RECOMMENDED FASTENERS

ITEM#	SERIES	QTY	BOLT	TNUT
651171	10	5	1/4-20 x 1/2" BHSCS	Economy
651129	15	5	5/16-18 x 11/16" FBHSCS	Economy

6 HOLE TEE JOINING PLATE

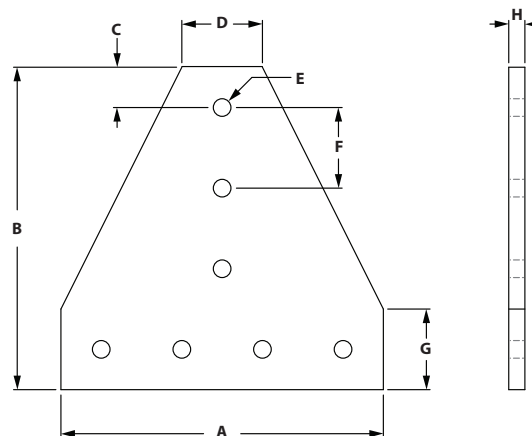


ITEM#	SERIES	FINISH	A	B	C	D	E	F	G	H
653144	15	Clear	7.500"	3.000"	.750"	1.500"	.328"	1.500"	1.500"	.250"

RECOMMENDED FASTENERS

ITEM#	SERIES	QTY	BOLT	TNUT
651129	15	6	5/16-18 x 11/16" FBHSCS	Economy

7 HOLE TEE JOINING PLATE



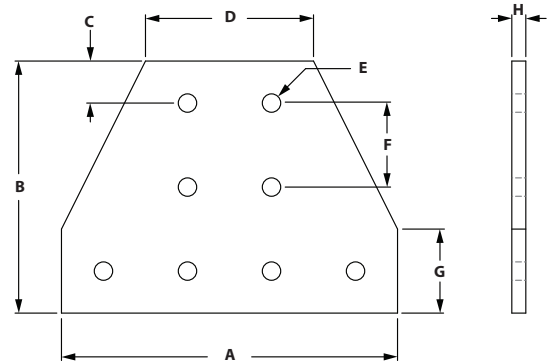
ITEM#	SERIES	FINISH	A	B	C	D	E	F	G	H
653049	10	Clear	4.000"	4.000"	.500"	1.000"	.257"	1.000"	1.000"	.188"
653146	15	Clear	6.000"	6.000"	.750"	1.500"	.328"	1.500"	1.500"	.250"

RECOMMENDED FASTENERS

ITEM#	SERIES	QTY	BOLT	TNUT
651171	10	7	1/4-20 x 1/2" BHSCS	Economy
651129	15	7	5/16-18 x 11/16" FBHSCS	Economy

Fractional Brackets

8 HOLE TEE JOINING PLATE

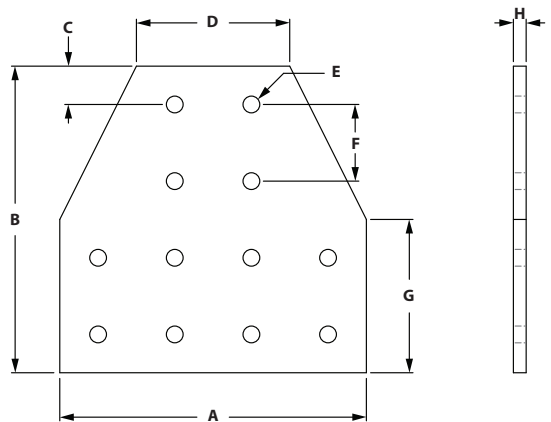


ITEM#	SERIES	FINISH	A	B	C	D	E	F	G	H
653089	10	Clear	4.000"	3.000"	.500"	2.000"	.257"	1.000"	1.000"	.188"
653187	15	Clear	6.000"	4.500"	.750"	3.000"	.328"	1.500"	1.500"	.250"

RECOMMENDED FASTENERS

ITEM#	SERIES	QTY	BOLT	TNUT
651171	10	8	1/4-20 x 1/2" BHSCS	Economy
651129	15	8	5/16-18 x 11/16" FBHSCS	Economy

12 HOLE TEE JOINING PLATE

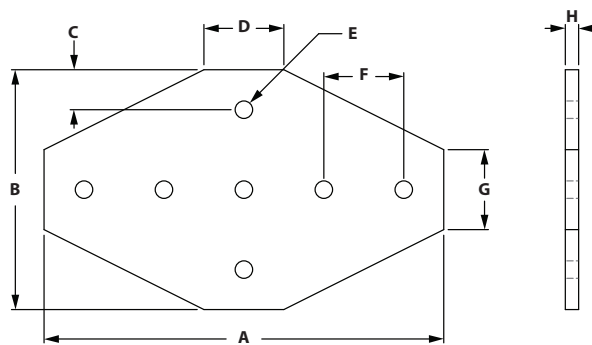


ITEM#	SERIES	FINISH	A	B	C	D	E	F	G	H
653062	10	Clear	4.000"	4.000"	.500"	2.000"	.257"	1.000"	2.000"	.188"
653158	15	Clear	6.000"	6.000"	.750"	3.000"	.328"	1.500"	3.000"	.250"
654158	15	Black	6.000"	6.000"	.750"	3.000"	.328"	1.500"	3.000"	.250"

RECOMMENDED FASTENERS

ITEM#	SERIES	QTY	BOLT	TNUT
651171	10	12	1/4-20 x 1/2" BHSCS	Economy
651129	15	12	5/16-18 x 11/16" FBHSCS	Economy

7 HOLE CROSS PLATE

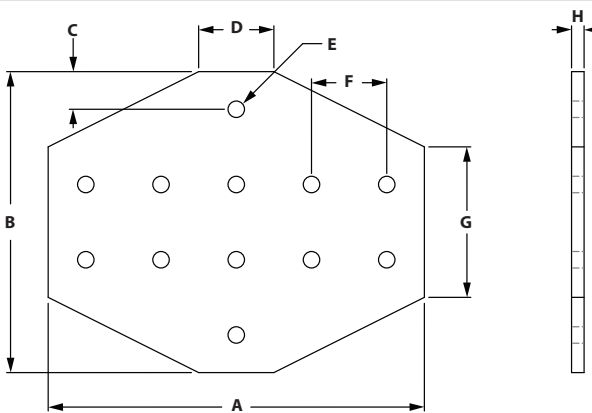


ITEM#	SERIES	FINISH	A	B	C	D	E	F	G	H
653072	10	Clear	4.500"	3.000"	.500"	1.000"	.257"	1.000"	1.000"	.188"
653168	15	Clear	7.500"	4.500"	.750"	1.500"	.328"	1.500"	1.500"	.250"

RECOMMENDED FASTENERS

ITEM#	SERIES	QTY	BOLT	TNUT
651171	10	7	1/4-20 x 1/2" BHSCS	Economy
651129	15	7	5/16-18 x 11/16" FBHSCS	Economy

12 HOLE CROSS PLATE



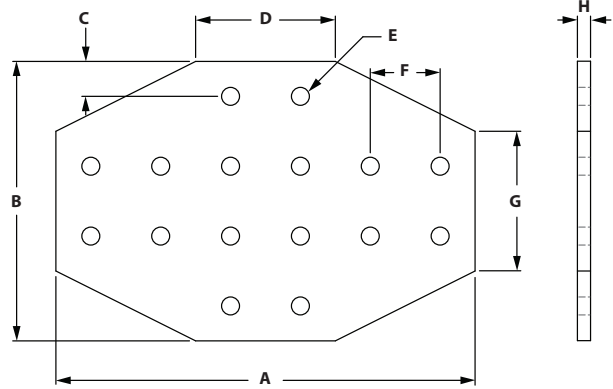
ITEM#	SERIES	FINISH	A	B	C	D	E	F	G	H
653094	10	Clear	5.000"	4.000"	.500"	1.000"	.257"	1.000"	2.000"	.188"
653192	15	Clear	7.500"	6.000"	.750"	1.500"	.328"	1.500"	3.000"	.250"

RECOMMENDED FASTENERS

ITEM#	SERIES	QTY	BOLT	TNUT
651171	10	12	1/4-20 x 1/2" BHSCS	Economy
651129	15	12	5/16-18 x 11/16" FBHSCS	Economy

Fractional Brackets

16 HOLE CROSS PLATE

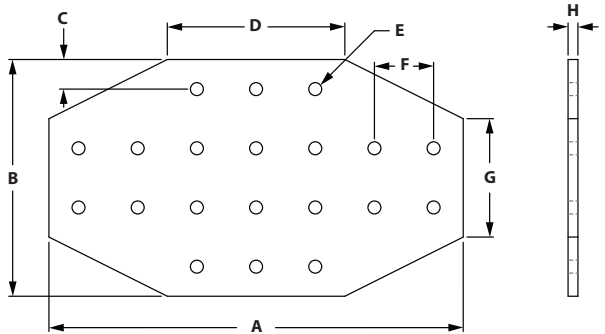



ITEM#	SERIES	FINISH	A	B	C	D	E	F	G	H
653103	10	Clear	6.000"	4.000"	.500"	2.000"	.257"	1.000"	2.000"	.188"
653200	15	Clear	9.000"	6.000"	.750"	3.000"	.328"	1.500"	3.000"	.250"
654200	15	Black	9.000"	6.000"	.750"	3.000"	.328"	1.500"	3.000"	.250"

RECOMMENDED FASTENERS

ITEM#	SERIES	QTY	BOLT	TNUT
651171	10	16	1/4-20 x 1/2" BHSCS	Economy
651129	15	16	5/16-18 x 11/16" FBHSCS	Economy

20 HOLE CROSS PLATE

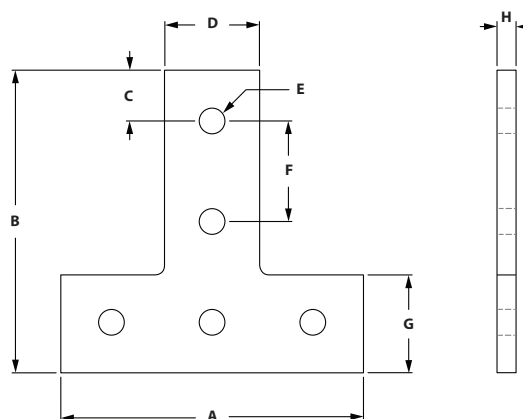


ITEM#	SERIES	FINISH	A	B	C	D	E	F	G	H
653243	15	Clear	10.500"	6.000"	.750"	4.500"	.328"	1.500"	3.000"	.250"

RECOMMENDED FASTENERS

ITEM#	SERIES	QTY	BOLT	TNUT
651129	15	20	5/16-18 x 11/16" FBHSCS	Economy

5 HOLE "T" CUT OUT

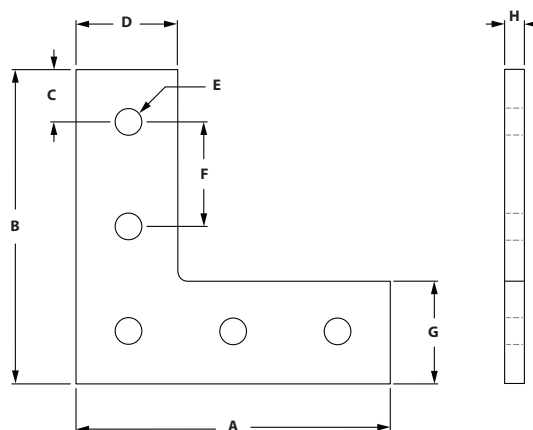


ITEM#	SERIES	FINISH	A	B	C	D	E	F	G	H
658829	15	Clear	4.500"	4.500"	.750"	1.426"	.328"	1.500"	1.463"	.250"

RECOMMENDED FASTENERS

ITEM#	SERIES	QTY	BOLT	TNUT
651129	15	5	5/16-18 x 11/16" FBHSCS	Economy

5 HOLE "L" CUT OUT



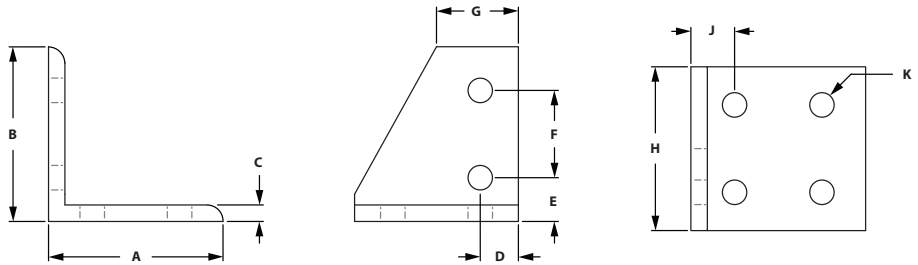
ITEM#	SERIES	FINISH	A	B	C	D	E	F	G	H
658213	10	Clear	3.000"	3.000"	.500"	.971"	.257"	1.000"	.971"	.188"
658136	15	Clear	4.500"	4.500"	.750"	1.460"	.328"	1.500"	1.460"	.250"

RECOMMENDED FASTENERS

ITEM#	SERIES	QTY	BOLT	TNUT
651171	10	5	1/4-20 x 1/2" BHSCS	Economy
651129	15	5	5/16-18 x 11/16" FBHSCS	Economy

Fractional Brackets

6 HOLE RIGHT HAND INSIDE CORNER BRACKET

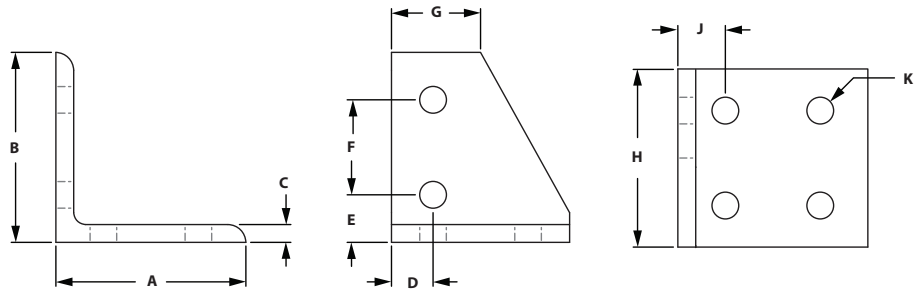


ITEM#	SERIES	FINISH	A	B	C	D	E	F	G	H	J	K
653142	15	Clear	3.000"	3.000"	.250"	.655"	.750"	1.500"	1.310"	2.810"	.750"	.328"

RECOMMENDED FASTENERS

ITEM#	SERIES	QTY	BOLT	TNUT
651129	15	6	5/16-18 x 11/16" FBHSCS	Economy

6 HOLE LEFT HAND INSIDE CORNER BRACKET

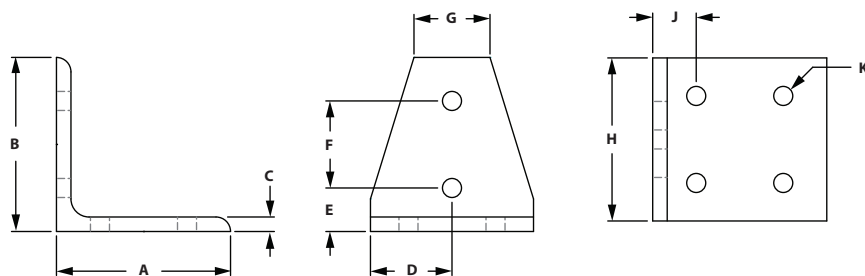


ITEM#	SERIES	FINISH	A	B	C	D	E	F	G	H	J	K
653143	15	Clear	3.000"	3.000"	.250"	.655"	.750"	1.500"	1.310"	2.810"	.750"	.328"

RECOMMENDED FASTENERS

ITEM#	SERIES	QTY	BOLT	TNUT
651129	15	6	5/16-18 x 11/16" FBHSCS	Economy

6 HOLE CENTER INSIDE CORNER BRACKET

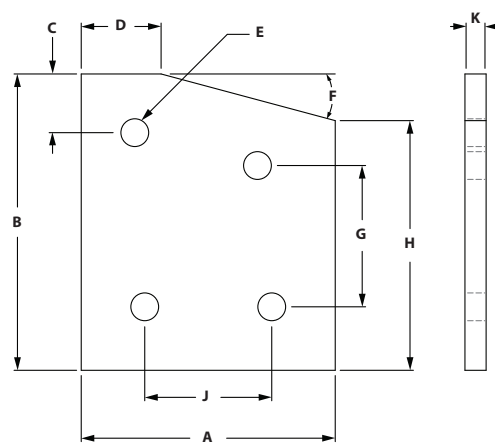


ITEM#	SERIES	FINISH	A	B	C	D	E	F	G	H	J	K
653145	15	Clear	3.000"	3.000"	.250"	1.405"	.750"	1.500"	1.310"	2.810"	.750"	.328"

RECOMMENDED FASTENERS

ITEM#	SERIES	QTY	BOLT	TNUT
651129	15	6	5/16-18 x 11/16" FBHSCS	Economy

4 HOLE 15° ANGLE JOINING PLATE



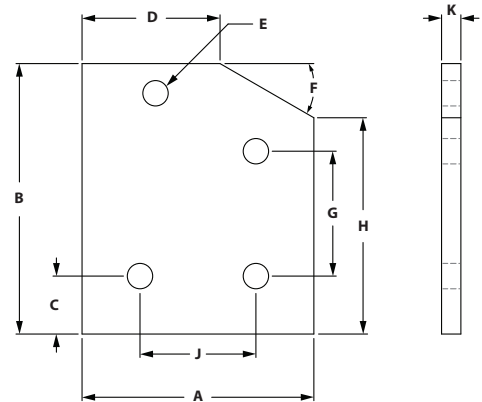
ITEM#	SERIES	FINISH	A	B	C	D	E	F	G	H	J	K
653149	15	Clear	3.000"	3.500"	.750"	.943"	.328"	15°	1.669"	2.949"	1.500"	.250"

RECOMMENDED FASTENERS

ITEM#	SERIES	QTY	BOLT	TNUT
651129	15	4	5/16-18 x 11/16" FBHSCS	Economy

Fractional Brackets

4 HOLE 30° ANGLE JOINING PLATE

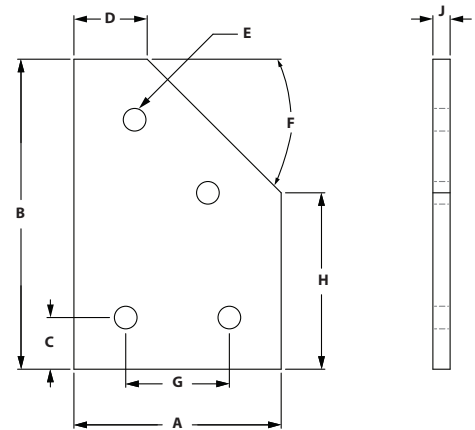


ITEM#	SERIES	FINISH	A	B	C	D	E	F	G	H	J	K
653164	15	Clear	3.000"	3.500"	.750"	1.786"	.328"	30°	1.616"	2.799"	1.500"	.250"
654164	15	Black	3.000"	3.500"	.750"	1.786"	.328"	30°	1.616"	2.799"	1.500"	.250"

RECOMMENDED FASTENERS

ITEM#	SERIES	QTY	BOLT	TNUT
651129	15	4	5/16-18 x 11/16" FBHSCS	Economy

4 HOLE 45° ANGLE JOINING PLATE

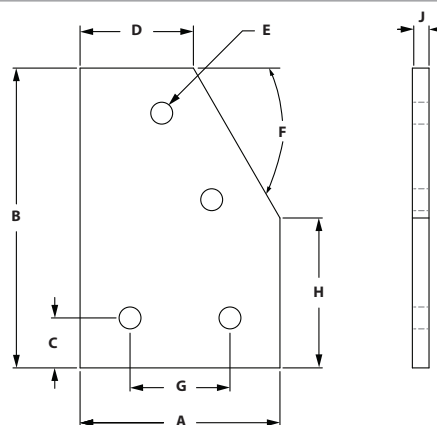


ITEM#	SERIES	FINISH	A	B	C	D	E	F	G	H	J
653178	15	Clear	3.000"	4.500"	.750"	1.061"	.328"	45°	1.500"	2.561"	.250"

RECOMMENDED FASTENERS

ITEM#	SERIES	QTY	BOLT	TNUT
651129	15	4	5/16-18 x 11/16" FBHSCS	Economy

4 HOLE 60° ANGLE JOINING PLATE

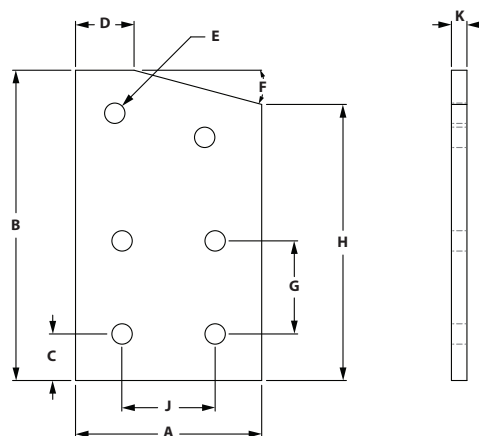


ITEM#	SERIES	FINISH	A	B	C	D	E	F	G	H	J	K
653193	15	Clear	3.000"	4.500"	.750"	1.701"	.328"	60°	1.500"	2.250"	1.500"	.250"
654193	15	Black	3.000"	4.500"	.750"	1.701"	.328"	60°	1.500"	2.250"	1.500"	.250"

RECOMMENDED FASTENERS

ITEM#	SERIES	QTY	BOLT	TNUT
651129	15	4	5/16-18 x 11/16" FBHSCS	Economy

6 HOLE 15° ANGLE JOINING PLATE



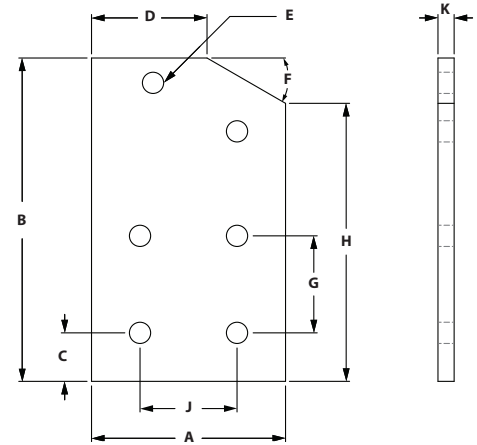
ITEM#	SERIES	FINISH	A	B	C	D	E	F	G	H	J	K
653148	15	Clear	3.000"	5.000"	.750"	.943"	.328"	15°	1.500"	4.449"	1.500"	.250"

RECOMMENDED FASTENERS

ITEM#	SERIES	QTY	BOLT	TNUT
651129	15	6	5/16-18 x 11/16" FBHSCS	Economy

Fractional Brackets

6 HOLE 30° ANGLE JOINING PLATE

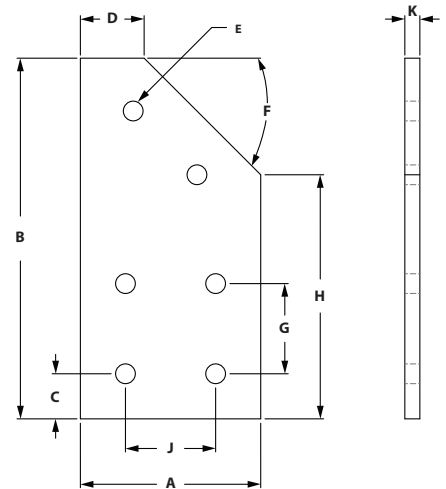


ITEM#	SERIES	FINISH	A	B	C	D	E	F	G	H	J	K
653163	15	Clear	3.000"	5.000"	.750"	1.786"	.328"	30°	1.500"	4.299"	1.500"	.250"

RECOMMENDED FASTENERS

ITEM#	SERIES	QTY	BOLT	TNUT
651129	15	6	5/16-18 x 11/16" FBHSCS	Economy

6 HOLE 45° ANGLE JOINING PLATE

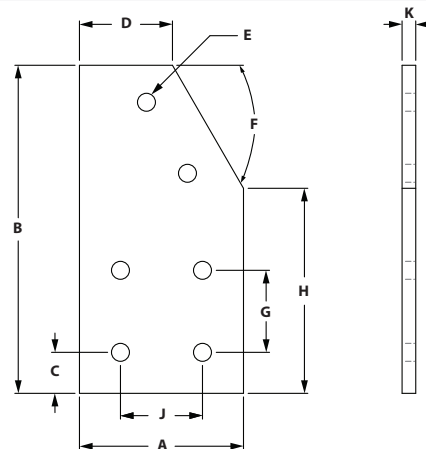


ITEM#	SERIES	FINISH	A	B	C	D	E	F	G	H	J	K
653177	15	Clear	3.000"	6.000"	.750"	1.061"	.328"	45°	1.500"	4.061"	1.500"	.250"
654177	15	Black	3.000"	6.000"	.750"	1.061"	.328"	45°	1.500"	4.061"	1.500"	.250"

RECOMMENDED FASTENERS

ITEM#	SERIES	QTY	BOLT	TNUT
651129	15	6	5/16-18 x 11/16" FBHSCS	Economy

6 HOLE 60° ANGLE JOINING PLATE

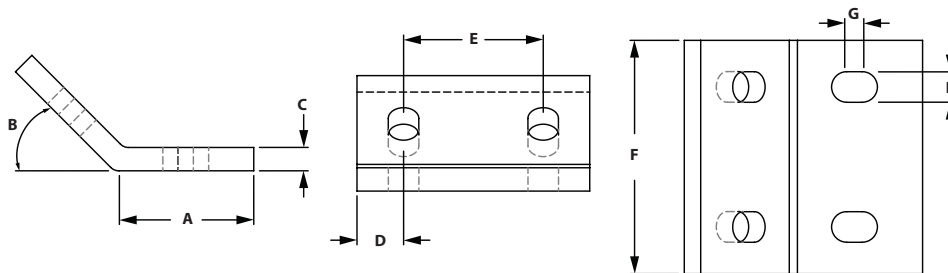


ITEM#	SERIES	FINISH	A	B	C	D	E	F	G	H	J	K
653194	15	Clear	3.000"	6.000"	.750"	1.701"	.328"	60°	1.500"	3.750"	1.500"	.250"

RECOMMENDED FASTENERS

ITEM#	SERIES	QTY	BOLT	TNUT
651129	15	6	5/16-18 x 11/16" FBHSCS	Economy

4 HOLE 45° ANGLE JOINING PLATE



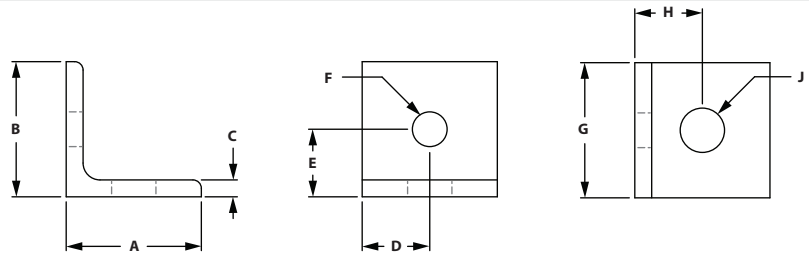

ITEM#	SERIES	FINISH	A	B	C	D	E	F	G	H
653291	15	Clear	1.340"	45°	.250"	.500"	1.500"	2.500"	.500"	.328"

RECOMMENDED FASTENERS

ITEM#	SERIES	QTY	BOLT	TNUT
651129	15	4	5/16-18 x 11/16" FBHSCS	Economy

Fractional Brackets

2 HOLE 10 TO 15 TRANSITION INSIDE CORNER BRACKET

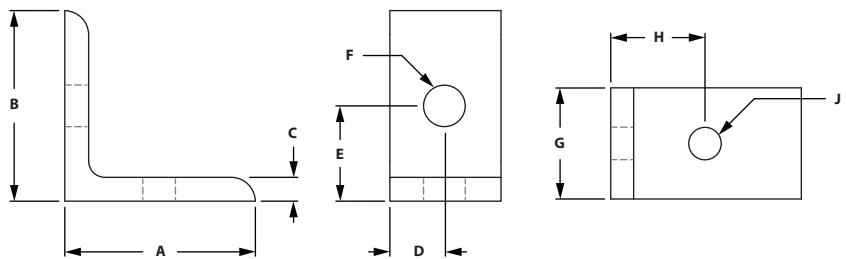


ITEM#	SERIES	FINISH	A	B	C	D	E	F	G	H	J
653272	10 to 15	Clear	1.000"	1.000"	.125"	.500"	.500"	.257"	1.000"	.500"	.328"
654272	10 to 15	Black	1.000"	1.000"	.125"	.500"	.500"	.257"	1.000"	.500"	.328"

RECOMMENDED FASTENERS

ITEM#	SERIES	QTY	BOLT	TNUT
651679	10	1	1/4-20 x 3/8" BHSCS	Economy
651191	15	1	5/16-18 x 1/2" BHSCS	Economy

2 HOLE VERTICAL 10 TO 15 TRANSITION INSIDE CORNER BRACKET

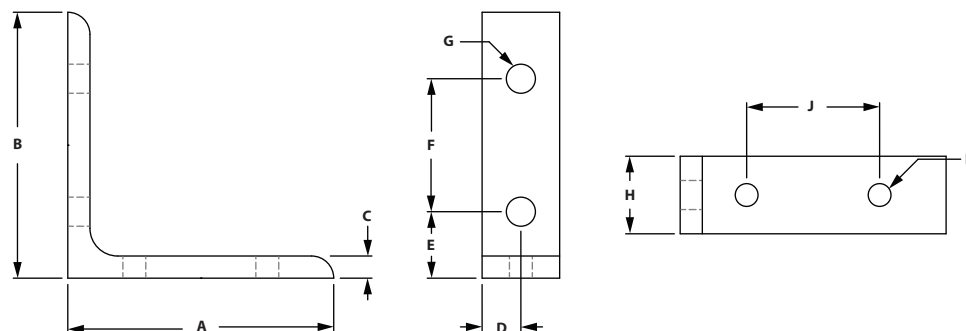


ITEM#	SERIES	FINISH	A	B	C	D	E	F	G	H	J
653268	10 to 15	Clear	1.500"	1.500"	.188"	.438"	.750"	.328"	.875"	.750"	.257"

RECOMMENDED FASTENERS

ITEM#	SERIES	QTY	BOLT	TNUT
651171	10	1	1/4-20 x 1/2" BHSCS	Economy
651150	15	1	5/16-18 x 5/8" BHSCS	Economy

4 HOLE 10 TO 15 TRANSITION INSIDE CORNER BRACKET

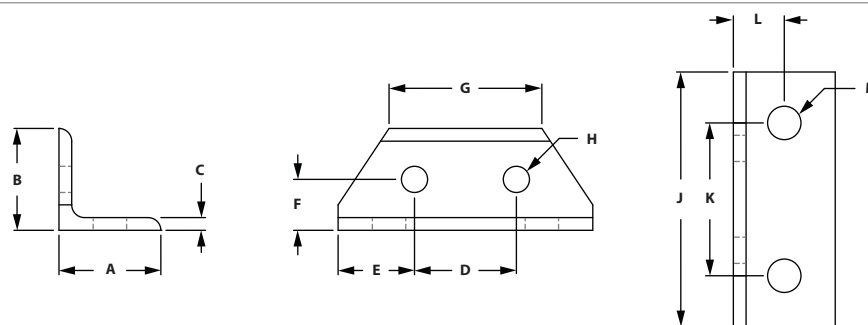


ITEM#	SERIES	FINISH	A	B	C	D	E	F	G	H	J	K
653269	15	Clear	3.000"	3.000"	.250"	.438"	.750"	1.500"	.328"	.875"	1.500"	.257"

RECOMMENDED FASTENERS

ITEM#	SERIES	QTY	BOLT	TNUT
651171	10	2	1/4-20 x 1/2" BHSCS	Economy
651129	15	2	5/16-18 x 11/16" FBHSCS	Economy

4 HOLE SMALL 10 TO 15 DOUBLE WIDE TRANSITION INSIDE CORNER BRACKET



ITEM#	SERIES	FINISH	A	B	C	D	E	F	G	H	J
653274	10 to 15	Clear	1.000"	1.000"	.125"	1.000"	.750"	.500"	1.500"	.257"	2.500"

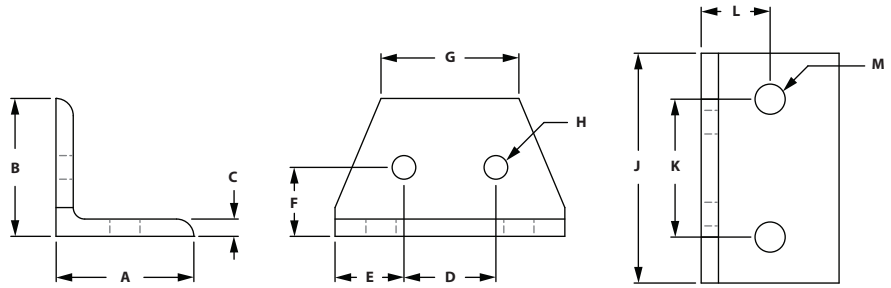
K	L	M
1.500"	.500"	.328"

RECOMMENDED FASTENERS

ITEM#	SERIES	QTY	BOLT	TNUT
651679	10	2	1/4-20 x 3/8" BHSCS	Economy
651191	15	2	5/16-18 x 1/2" BHSCS	Economy

Fractional Brackets

4 HOLE LARGE 10 TO 15 DOUBLE WIDE TRANSITION INSIDE CORNER BRACKET

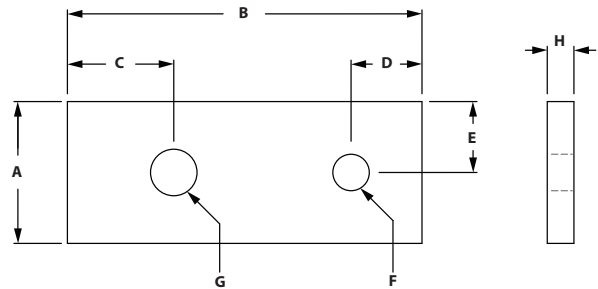


ITEM#	SERIES	FINISH	A	B	C	D	E	F	G	H	J	K	L	M
653275	10 to 15	Clear	1.500"	1.500"	.188"	1.000"	.750"	.750"	1.500"	.257"	2.500"	1.500"	.750"	.328"

RECOMMENDED FASTENERS

ITEM#	SERIES	QTY	BOLT	TNUT
651171	10	2	1/4-20 x 1/2" BHSCS	Economy
651150	15	2	5/16-18 x 5/8" BHSCS	Economy

2 HOLE TRANSITION STRIP

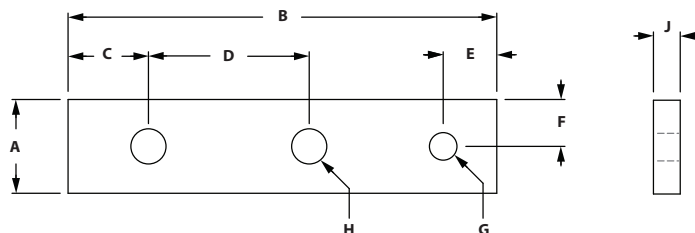


ITEM#	SERIES	FINISH	A	B	C	D	E	F	G	H
653273	10 to 15	Clear	1.000"	2.500"	.750"	.500"	.500"	.257"	.328"	.188"

RECOMMENDED FASTENERS

ITEM#	SERIES	QTY	BOLT	TNUT
651171	10	1	1/4-20 x 1/2" BHSCS	Economy
651129	15	1	5/16-18 x 11/16" FBHSCS	Economy

3 HOLE LARGE TRANSITION STRIP

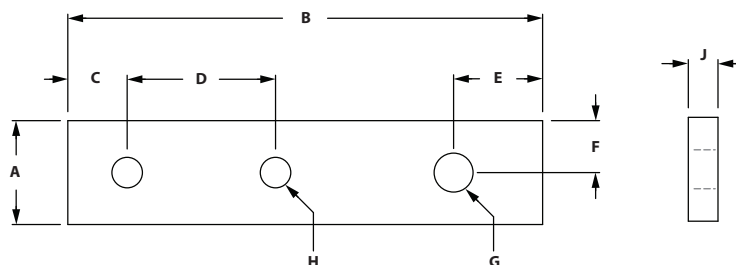


ITEM#	SERIES	FINISH	A	B	C	D	E	F	G	H	J
653270	10 to 15	Clear	.875"	4.000"	.750"	1.500"	.500"	.438"	.257"	.328"	.250"

RECOMMENDED FASTENERS

ITEM#	SERIES	QTY	BOLT	TNUT
651171	10	1	1/4-20 x 1/2" BHSCS	Economy
651129	15	2	5/16-18 x 11/16" FBHSCS	Economy

3 HOLE SMALL TRANSITION STRIP



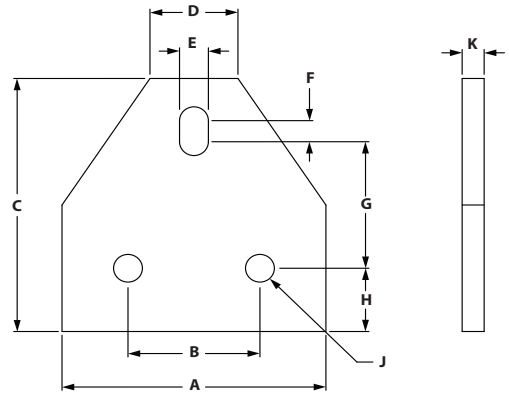
ITEM#	SERIES	FINISH	A	B	C	D	E	F	G	H	J
653271	10 to 15	Clear	.875"	4.000"	.500"	1.250"	.750"	.438"	.328"	.257"	.250"

RECOMMENDED FASTENERS

ITEM#	SERIES	QTY	BOLT	TNUT
651171	10	2	1/4-20 x 1/2" BHSCS	Economy
651129	15	1	5/16-18 x 11/16" FBHSCS	Economy

Fractional Brackets

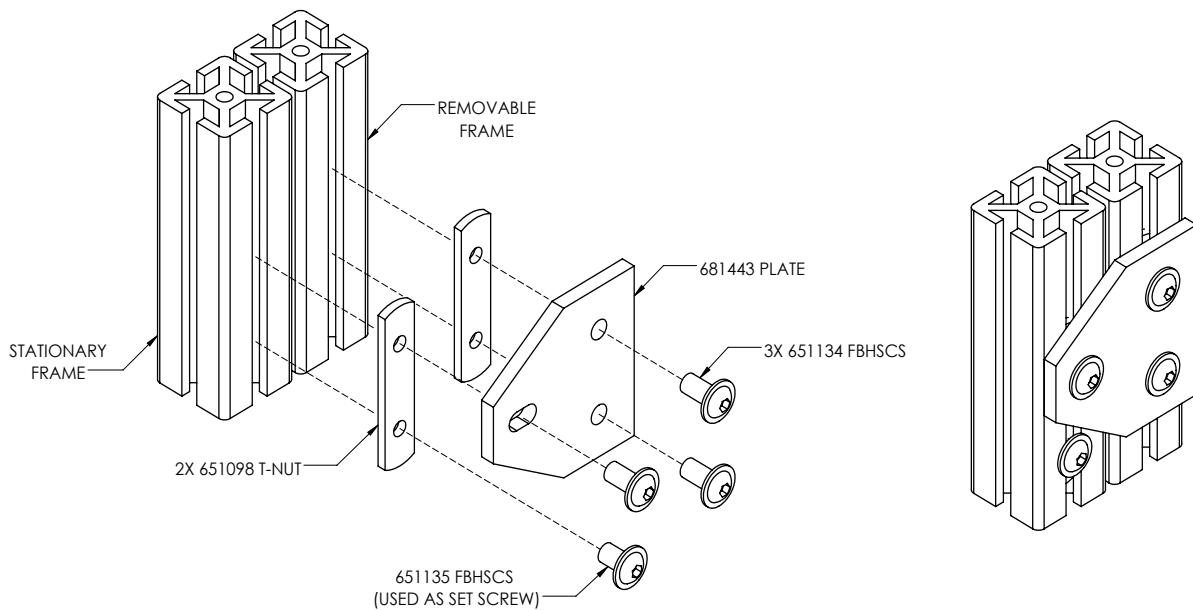
REMOVEABLE PANEL PLATE



ITEM#	SERIES	FINISH	A	B	C	D	E	F	G	H	J	K
681443	15	Clear	3.000"	1.500"	3.000"	1.000"	.328"	.250"	1.500"	.750"	.328"	.250"

RECOMMENDED FASTENERS

ITEM#	SERIES	QTY	DESCRIPTION
651134	15	3	5/16-18 x 11/16" FBHSCS
651135	15	1	5/16-18 x 1/2" FBHSCS
651098	15	2	DBL Economy Tnut



CONTENT

04 Fasteners

Fastener Application Test	98
Economy T-nuts	99-100
Standard T-nuts	100
Drop In T-nuts	101-102
Z-Nuts	103
Economy Tslot Studs	103
Butt Fasteners	103
Anchor Fasteners	104-105
Single Tab End Fastener	105
End Fasteners	106
Milling Connector	107
Screws	108-113
Washers & Hex Nuts	114

04 FASTENERS FRACTIONAL

Fractional Fasteners

RECOMMENDED TOOL SIZE FOR FASTENERS

THREAD SIZE	SHCS	BHSCS	FBHSCS	FHSCS
8-32	--	3/32"	--	--
10-32	5/32"	1/8"	--	--
1/4-20	3/16"	5/32"	5/32"	5/32"
5/16-18	1/4"	3/16"	3/16"	3/16"
3/8-16	5/16"	N/A	--	7/32"
M5	4mm	3mm	--	3mm
M6	5mm	4mm	--	4mm
M8	6mm	5mm	--	5mm
M10	8mm	6mm	--	6mm

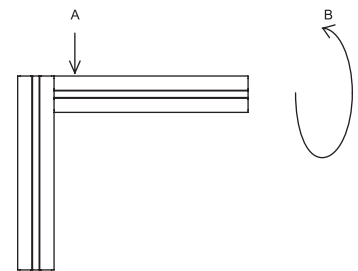
* Numbers in chart reflect hex tool size required.

FASTENER APPLICATION TEST

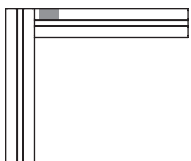
FASTENER	TS10-10		TS15-15L		TS15-15	
	A (lbs)	B	A (lbs)	B	A (lbs)	B
1	500	180 in/lbs	950	540 in/lbs	950	700 in/lbs
2	900	250 in/lbs	1,200	1,150 in/lbs	1,200	2,000 in/lbs
3	450	325 in/lbs	1,000	680 in/lbs	1,000	1,150 in/lbs
4	175	400 in/lbs	225	1,000 in/lbs	225	1,100 in/lbs
5	175	500 in/lbs	250	1,200 in/lbs	250	1,260 in/lbs
6	325	180 in/lbs	375	500 in/lbs	575	500 in/lbs
7	325	260 in/lbs	375	500 in/lbs	575	500 in/lbs

* All forces are approximate.

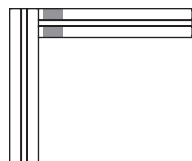
A - DIRECT FORCE
B - TORTIONAL FORCE



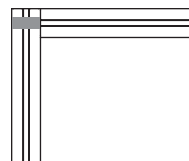
1 - SINGLE ANCHOR



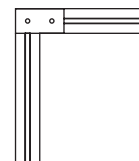
2 - DOUBLE ANCHOR



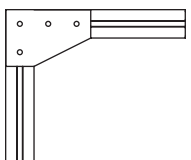
3 - END FASTENER



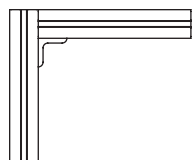
4 - JOINING STRIP



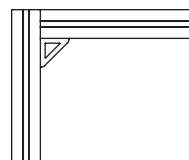
5 - 90° JOINING PLATE



6 - CORNER BRACKET



7 - CORNER GUSSET

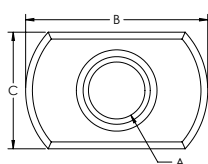


ECONOMY T-NUTS

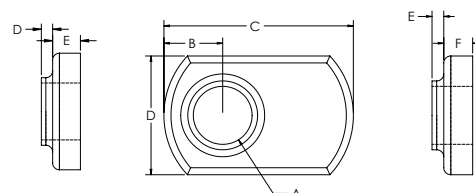


- Economical
- Extrusion end loading

CENTER THREAD



OFFSET THREAD



CENTER THREAD

ITEM#	FINISH	SERIES	A	B	C	D	E
651465	Black Zinc	10	6-32	.866"	.434"	.040"	.094"
651095	Black Zinc	10	8-32	.866"	.434"	.040"	.094"
651096	Black Zinc	10	10-32	.866"	.434"	.040"	.094"
651163	Black Zinc	10	1/4-20	1.000"	.440"	.050"	.090"
651321	Bright Zinc	10	1/4-20	1.000"	.440"	.050"	.090"
651682	Stainless	10	1/4-20	1.000"	.440"	.050"	.090"
651322	Bright Zinc	15	1/4-20	.810"	.510"	.050"	.120"
651294	Stainless	15	1/4-20	.810"	.510"	.050"	.120"
651560	Black Zinc	15	5/16-18	.984"	.638"	.080"	.142"
651386	Bright Zinc	10	M6 x 1.0	.936"	.438"	.050"	.096"
651445	Black Zinc	15	M8 x 1.25	1.500"	.630"	.078"	.142"

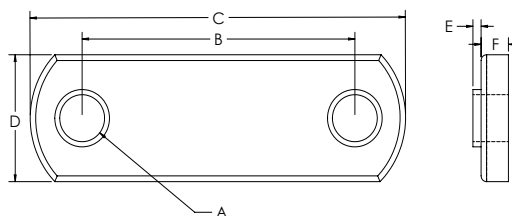
OFFSET THREAD

ITEM#	FINISH	SERIES	A	B	C	D	E	F
651287	Stainless	10	10-32	.240"	.940"	.440"	.050"	.100"
651105	Black Zinc	15	1/4-20	.250"	.810"	.510"	.050"	.120"
651097	Black Zinc	15	5/16-18	.280"	1.000"	.640"	.080"	.140"
651316	Bright Zinc	15	5/16-18	.280"	1.000"	.640"	.080"	.140"
651288	Stainless	15	5/16-18	.280"	1.000"	.640"	.080"	.140"
651366	Bright Zinc	15	M6 x 1.0	.250"	.810"	.510"	.050"	.120"
651367	Bright Zinc	15	M8 x 1.25	.280"	1.000"	.640"	.080"	.140"

DOUBLE ECONOMY T-NUTS



- Economical
- Extrusion end loading
- Convenient and better productivity over single economy T-Nut



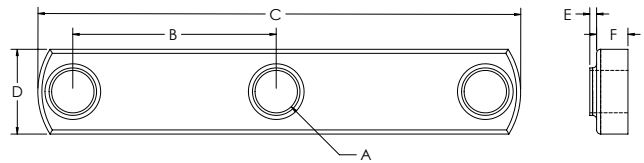
ITEM#	FINISH	SERIES	A	B	C	D	E	F
651100	Black Zinc	10	8-32	1.000"	1.375"	.443"	.030"	.100"
651099	Black Zinc	10	1/4-20	1.000"	1.869"	.443"	.030"	.100"
651331	Bright Zinc	10	M6 x 1.0	1.000"	1.875"	.443"	.030"	.100"
651098	Black Zinc	15	5/16-18	1.500"	2.810"	.625"	.030"	.148"
651406	Bright Zinc	15	M8 x 1.25	1.500"	3.000"	.630"	.030"	.100"

Fractional Fasteners

TRIPLE ECONOMY T-NUTS




- Economical
- Extrusion end loading
- Convenient and better productivity over single & double economy T-Nut

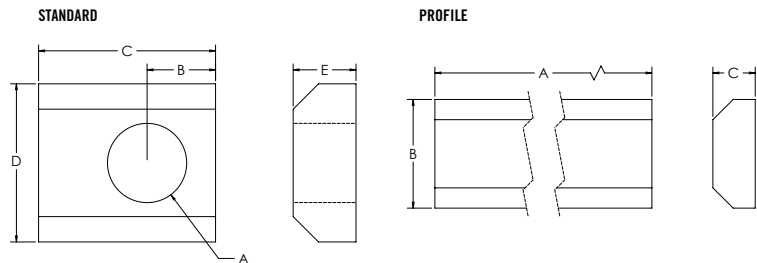


ITEM#	FINISH	SERIES	A	B	C	D	E	F
651106	Black Zinc	10	1/4-20	1.000"	2.450"	.450"	.050"	.225"
651104	Black Zinc	15	5/16-18	1.500"	3.562"	.625"	.050"	.231"
651427	Bright Zinc	10	M6 x 1.0	1.000"	2.450"	.443"	.050"	.144"
651336	Bright Zinc	15	M8 x 1.25	1.500"	3.562"	.638"	.080"	.222"

STANDARD T-NUTS OFFSET



- Economical
- Extrusion end loading



ITEM#	FINISH	SERIES	A	B	C	D	E
651076	Black Zinc	10	10-32	.200"	.477"	.429"	.167"
651075	Black Zinc	10	1/4-20	.230"	.480"	.429"	.167"
651398	Bright Zinc	10	M5 x .8	.230"	.480"	.429"	.167"
651400	Bright Zinc	10	M6 x 1	.230"	.480"	.429"	.167"
651308	Bright Zinc	15	5/16-18	.270"	.698"	.624"	.248"
651072	Black Zinc	15	10-32	.270"	.698"	.624"	.248"
651073	Black Zinc	15	1/4-20	.270"	.698"	.624"	.248"
651074	Black Zinc	15	5/16-18	.270"	.698"	.624"	.248"
651393	Bright Zinc	15	M6 x 1	.270"	.698"	.624"	.248"
651395	Bright Zinc	15	M8 x 1.25	.270"	.698"	.624"	.248"

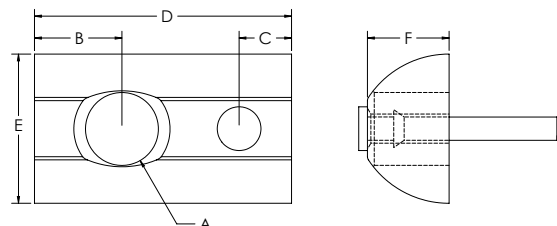
PROFILE

ITEM#	FINISH	SERIES	A	B	C
651477	Mill Finish	10	36.000"	.429"	.167"
651475	Mill Finish	15	36.000"	.624"	.248"

DROP IN T-NUTS WITH RUBBER HANDLE



- Reduces assembly time
- Easy to drop in slot when ends are closed off
- Rubber nub holds T-Nut in vertical

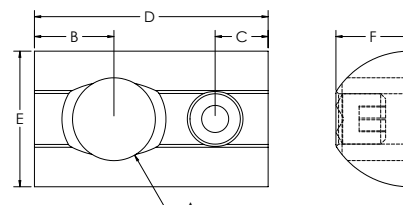


ITEM#	FINISH	SERIES	A	B	C	D	E	F
651157	Black Zinc	10	10-32	.200"	.100"	.630"	.400"	.200"
651325	Bright Zinc	10	10-32	.200"	.100"	.630"	.400"	.200"
651435	Stainless	10	1/4-20	.200"	.100"	.630"	.400"	.200"
651326	Bright Zinc	10	1/4-20	.200"	.100"	.630"	.400"	.200"
651158	Black Zinc	10	1/4-20	.200"	.100"	.630"	.400"	.200"
651402	Bright Zinc	10	M5 x .8	.200"	.100"	.630"	.400"	.200"
651403	Bright Zinc	10	M6 x 1	.200"	.100"	.630"	.400"	.200"
651103	Black Zinc	15	10-32	.300"	.180"	.880"	.510"	.280"
651102	Black Zinc	15	1/4-20	.300"	.180"	.880"	.510"	.280"
651101	Black Zinc	15	5/16-18	.300"	.180"	.880"	.510"	.280"
651318	Bright Zinc	15	5/16-18	.300"	.180"	.880"	.510"	.280"
651245	Stainless Steel	15	5/16-18	.300"	.195"	.880"	.510"	.280"
651246	Stainless Steel	15	1/4-20	.300"	.180"	.880"	.510"	.280"
651373	Bright Zinc	15	M5 x .8	.310"	.195"	.880"	.510"	.280"
651372	Bright Zinc	15	M6 x 1	.300"	.180"	.880"	.510"	.280"
651371	Bright Zinc	15	M8 x 1.25	.300"	.180"	.880"	.510"	.280"

DROP IN T-NUTS WITH SET SCREW



- Reduces assembly time
- Easy to drop in slot when ends are closed off
- Set screw holds T-Nut in vertical



ITEM#	FINISH	SERIES	A	B	C	D	E	F	SET SCREW THREAD
651125	Black Zinc	10	10-32	.200"	.120"	.630"	.400"	.200"	10-32
651317	Bright Zinc	10	10-32	.310"	.195"	.875"	.510"	.285"	10-24
651126	Black Zinc	10	1/4-20	.200"	.120"	.630"	.400"	.200"	10-32
651122	Black Zinc	15	10-32	.300"	.200"	.880"	.510"	.280"	10-32
651123	Black Zinc	15	1/4-20	.300"	.200"	.880"	.510"	.280"	10-32
651247	Stainless	15	1/4-20	.300"	.200"	.880"	.510"	.280"	10-32
651323	Bright Zinc	15	1/4-20	.300"	.200"	.880"	.510"	.280"	10-32
651124	Black Zinc	15	5/16-18	.300"	.200"	.880"	.510"	.280"	10-32
651248	Stainless	15	5/16-18	.300"	.200"	.880"	.510"	.280"	10-32

Fractional Fasteners

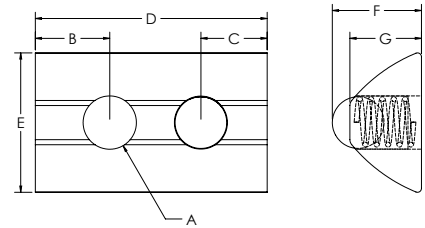
DROP-IN TNUTS CONT.

ITEM#	FINISH	SERIES	A	B	C	D	E	F	SET SCREW THREAD
651324	Bright Zinc	15	5/16-18	.300"	.200"	.880"	.510"	.280"	10-32
651425	Bright Zinc	15	M6 x 1	.300"	.200"	.880"	.510"	.280"	10-32
651421	Bright Zinc	15	M8 x 1.25	.300"	.200"	.880"	.510"	.280"	M5 x .8

DROP IN T-NUTS WITH BALL BEARING



- Reduces assembly time
- Easy to drop in slot when ends are closed off
- Ball bearing holds T-Nut in vertical

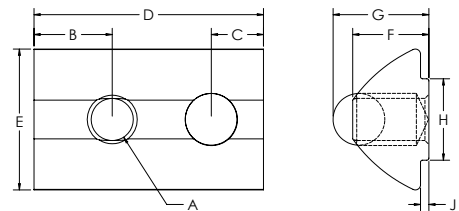


ITEM#	FINISH	SERIES	A	B	C	D	E	F	G
651467	Bright Zinc	10	8-32	.190"	.190"	.630"	.370"	.250"	.200"
651468	Bright Zinc	10	10-32	.190"	.190"	.630"	.390"	.250"	.200"
651469	Bright Zinc	10	1/4-20	.190"	.190"	.630"	.390"	.250"	.200"
651689	Stainless Steel	10	1/4-20	.190"	.190"	.630"	.390"	.250"	.200"
651471	Bright Zinc	10	M5 x .8	.190"	.190"	.630"	.390"	.250"	.200"
651472	Bright Zinc	10	M6 x 1	.190"	.190"	.630"	.390"	.250"	.200"
651642	Bright Zinc	15	8-32	.280"	.250"	.880"	.520"	.330"	.270"
651643	Bright Zinc	15	10-32	.280"	.250"	.880"	.520"	.330"	.270"
651644	Bright Zinc	15	1/4-20	.280"	.250"	.880"	.520"	.350"	.270"
651645	Bright Zinc	15	5/16-18	.280"	.250"	.880"	.520"	.340"	.270"
651646	Bright Zinc	15	M5 x .8	.280"	.250"	.880"	.520"	.330"	.270"
651647	Bright Zinc	15	M6 x 1	.280"	.250"	.880"	.520"	.350"	.270"
651648	Bright Zinc	15	M8 x 1.25	.280"	.250"	.880"	.520"	.330"	.270"

STEPPED DROP IN T-NUT WITH BALL BEARING



- Reduces assembly time
- Easy to drop in slot when ends are closed off
- Self aligning roll in slot nut with spring ball

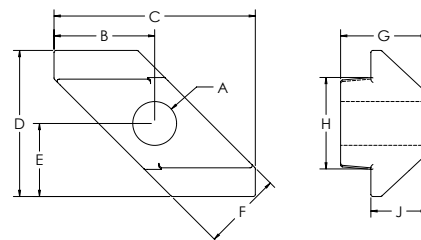


ITEM#	FINISH	SERIES	A	B	C	D	E	F	G	H	J
664114	Bright Zinc	15	1/4-20	.300"	.200"	.870"	.530"	.290"	.350"	.290"	.031"
664115	Bright Zinc	15	10-32	.300"	.200"	.870"	.530"	.290"	.350"	.290"	.031"
664116	Bright Zinc	15	5/16-18	.300"	.200"	.870"	.530"	.290"	.350"	.290"	.031"
664111	Bright Zinc	15	M5	.300"	.200"	.870"	.530"	.290"	.350"	.290"	.031"
664112	Bright Zinc	15	M6	.300"	.200"	.870"	.530"	.290"	.350"	.290"	.031"
664113	Bright Zinc	15	M8	.300"	.200"	.870"	.530"	.290"	.350"	.290"	.031"

Z-NUTS



- Design allows for easy loading from extrusion slot
- Metric thread size only

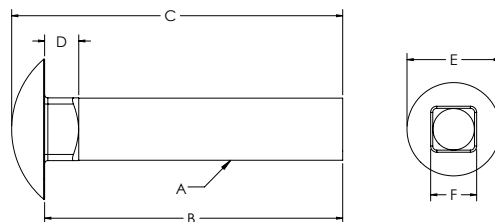


ITEM#	FINISH	SERIES	A	B	C	D	E	F	G	H	I
662002	Bright Zinc	15	M5	.380"	.760"	.551"	.276"	.299"	.327"	.345"	.213"
662001	Bright Zinc	15	M6	.380"	.760"	.551"	.276"	.299"	.327"	.345"	.213"

ECONOMY T SLOT STUDS



- Extrusion end loading only

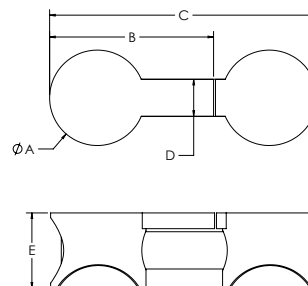


ITEM#	FINISH	A	B	C	D	E	F
651054	Bright Zinc	5/16-18	.750"	.916"	.172"	.704"	.316"
651058	Bright Zinc	5/16-18	1.000"	1.166"	.172"	.704"	.316"
651063	Bright Zinc	5/16-18	1.250"	1.416"	.172"	.704"	.316"
651066	Bright Zinc	5/16-18	1.500"	1.666"	.172"	.704"	.316"
651107	Bright Zinc	5/16-18	1.750"	1.916"	.172"	.704"	.316"
651255	Stainless	5/16-18	.750"	.916"	.172"	.704"	.316"
651261	Stainless	5/16-18	1.000"	1.166"	.172"	.704"	.316"

BUTT FASTENERS



- Allows you to butt two extrusions end to end for maximum strength and alignment
- See page 466 for machining



ITEM#	FINISH	SERIES	A	B	C	D	E
651153	Bright Zinc	10	.560"	.730"	1.370"	.250"	.410"
651154	Bright Zinc	15	.800"	1.380"	2.240"	.310"	.630"
651633	Black	15	.800"	1.380"	2.240"	.310"	.630"

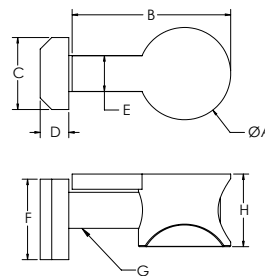
Fractional Fasteners

ANCHOR FASTENERS

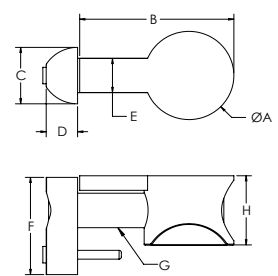


- Strongest of available fasteners
- Creates 90 degree Tslot connections
- All T-Nuts are offset
- See page 466 for machining services

STANDARD TNUT



DROP-IN TNUT



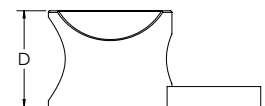
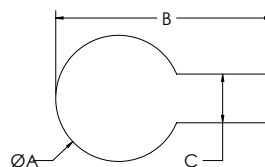
WITH STANDARD T-NUT

ITEM#	FINISH	SERIES	A	B	C	D	E	F	G	H
651173	Bright Zinc	10	.562"	.755"	.429"	.167"	.250"	.477"	10-32 x 3/4 SHCS	.415"
651500	Bright Zinc	10	.562"	.755"	.429"	.170"	.250"	.480"	M5 x 18mm SHCS	.415"
651170	Black	10	.562"	.755"	.429"	.167"	.250"	.477"	10-32 x 3/4 SHCS	.415"
651281	Bright Zinc	15	.800"	1.380"	.624"	.250"	.310"	.700"	SS 5/16-18 x 1.25 SHCS	.630"
651146	Bright Zinc	15	.800"	1.380"	.624"	.250"	.310"	.700"	5/16-18 x 1.25 SHCS	.630"
651145	Black	15	.800"	1.380"	.624"	.250"	.310"	.700"	5/16-18 x 1.25 SHCS	.630"
651424	Bright Zinc	15	.800"	1.380"	.624"	.250"	.310"	.700"	M8 x 30mm SHCS	.630"

WITH DROP-IN T-NUT

ITEM#	FINISH	SERIES	A	B	C	D	E	F	G	H
651149	Bright Zinc	10	.560"	.730"	.400"	.200"	.250"	.630"	10-32 x 3/4 SHCS	.410"
651148	Bright Zinc	15	.800"	1.380"	.510"	.280"	.310"	.880"	5/16-18 x 1.25 SHCS	.630"

ANCHOR FASTENER CAMS

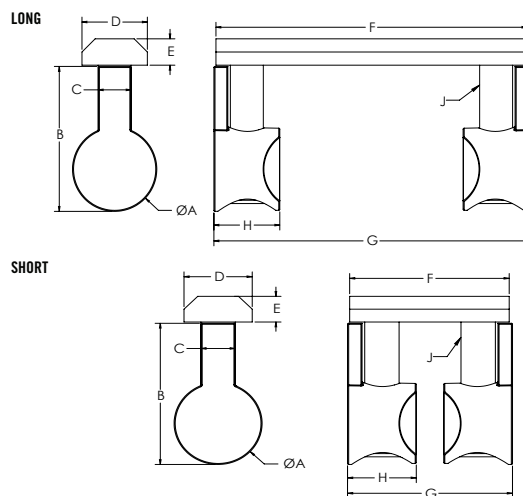


ITEM#	FINISH	SERIES	A	B	C	D
651174	Bright Zinc	10	.562"	.755"	.250"	.415"
651147	Bright Zinc	15	.800"	1.380"	.310"	.630"
651566	Black	10	.562"	.755"	.250"	.415"
651565	Black	15	.800"	1.380"	.310"	.630"

DOUBLE ANCHOR FASTENERS



- Reduces assembly time when mating extrusions have opposing anchor fastener counterbores
- Strongest of available fasteners
- Creates 90 degree Tslot connections
- See page 466 for machining services



SHORT WITH STANDARD T-NUT

ITEM#	FINISH	SERIES	A	B	C	D	E	F	G	H	J
651036	Bright Zinc	10	.560"	.730"	.250"	.436"	.177"	.950"	0.989"	.410"	10-32 x 3/4 SHCS
651037	Black	10	.560"	.730"	.250"	.436"	.177"	.950"	0.989"	.410"	10-32 x 3/4 SHCS
651044	Bright Zinc	15	.800"	1.380"	.310"	.630"	.250"	1.450"	1.500"	.630"	5/16-18 x 1.25 SHCS
651041	Black	15	.800"	1.380"	.310"	.630"	.250"	1.450"	1.500"	.630"	5/16-18 x 1.25 SHCS

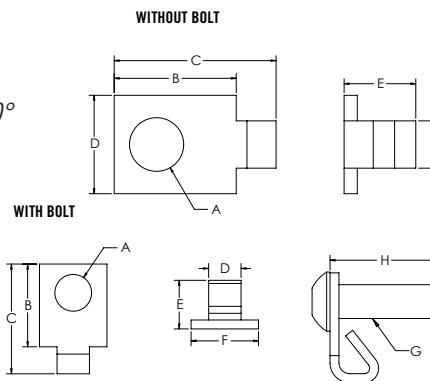
LONG WITH STANDARD T-NUT

ITEM#	FINISH	SERIES	A	B	C	D	E	F	G	H	J
651038	Bright Zinc	10	.560"	.730"	.250"	.440"	.180"	1.970"	1.975"	.410"	10-32 x 3/4 SHCS
651039	Black	10	.560"	.730"	.250"	.440"	.180"	1.970"	1.975"	.410"	10-32 x 3/4 SHCS
651045	Bright Zinc	15	.800"	1.380"	.310"	.620"	.250"	2.950"	2.989"	.630"	5/16-18 x 1.25 SHCS
651043	Black	15	.800"	1.380"	.310"	.620"	.250"	2.950"	2.989"	.630"	5/16-18 x 1.25 SHCS

SINGLE TAB END FASTENERS



- Allows for panels to mate in slots without having to notch panels
- Provides hidden fastener when connecting extrusions at 90°
- Mating extrusions glide over end fastener
- Tapping service required in the extrusion base end and access hole in the mating extrusions
- Prevents mating extrusion from rotating



WITHOUT BOLTS

ITEM#	FINISH	SERIES	A	B	C	D	E	F
651568	Bright Zinc	10	.275"	.489"	.645"	.431"	.293"	.240"
651495	Black Zinc	15	.340"	.770"	1.020"	.300"	.450"	.620"

WITH BOLTS

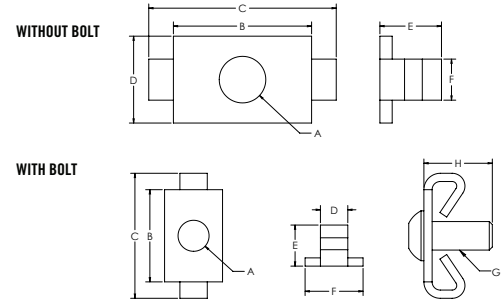
ITEM#	FINISH	SERIES	A	B	C	D	E	F	G	H
651501	Bright Zinc	15	.340"	.770"	1.020"	.300"	.450"	.620"	5/16-18 X 3/4 SHCS	1.000"

Fractional Fasteners

END FASTENERS



- Provides a hidden fastener when connecting extrusions at 90 degrees
- Mating extrusions glide over end fastener
- Tapping service required in the extrusion base end and access hole in the mating extrusion
- Prevents mating extrusion from rotating



WITHOUT BOLT

ITEM#	FINISH	SERIES	A	B	C	D	E	F
651291	Bright Zinc	10	.280"	.630"	.890"	.430"	.340"	.250"
651159	Black Zinc	10	.280"	.630"	.890"	.430"	.340"	.250"
651289	Bright Zinc	15	.340"	1.010"	1.370"	.640"	.450"	.300"
651160	Black Zinc	15	.340"	1.010"	1.370"	.640"	.450"	.300"

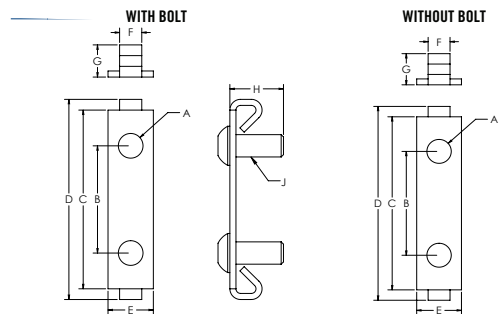
WITH BOLT

ITEM#	FINISH	SERIES	A	B	C	D	E	F	G	H
651162	Black Zinc	10	.280"	.630"	.890"	.250"	.340"	.430"	1/4-20 x 3/4 BHSCS	.750"
651292	Stainless	10	.280"	.630"	.890"	.250"	.340"	.430"	SS 1/4-20 x 3/4 BHSCS	.750"
651422	Bright Zinc	10	.280"	.630"	.890"	.250"	.340"	.430"	M6 x 20mm BHSCS	.790"
651161	Black Zinc	15	.340"	1.010"	1.370"	.300"	.450"	.640"	5/16-18 x 3/4 BHSCS	.750"
651290	Stainless	15	.340"	1.010"	1.370"	.300"	.450"	.640"	SS 5/16-18 x 3/4 BHSCS	.750"
651418	Bright Zinc	15	.340"	1.010"	1.370"	.300"	.450"	.640"	M8 x 20mm BHSCS	.790"

DOUBLE END FASTENERS



- Provides a hidden fastener when connecting extrusions at 90 degrees
- Mating extrusions glide over end fastener
- Tapping service required in the extrusion base end and access hole in the mating extrusion
- Prevents mating extrusion from rotating



WITHOUT BOLT

ITEM#	FINISH	SERIES	A	B	C	D	E	F	G
651329	Bright Zinc	10	.280"	1.000"	1.630"	1.880"	.430"	.250"	.340"
651139	Black Zinc	10	.280"	1.000"	1.630"	1.880"	.430"	.250"	.340"
651330	Bright Zinc	15	.350"	1.500"	2.500"	2.800"	.640"	.310"	.450"
651140	Black Zinc	15	.350"	1.500"	2.500"	2.800"	.640"	.310"	.450"

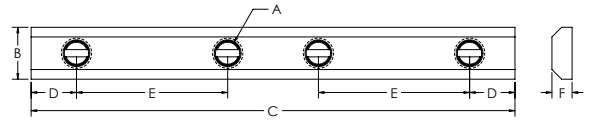
WITH BOLTS

ITEM#	FINISH	SERIES	A	B	C	D	E	F	G	H	J
651137	Black Zinc	10	.280"	1.000"	1.630"	1.880"	.430"	.250"	.340"	.750"	1/4-20 x 3/4 BHSCS
651327	Bright Zinc	10	.280"	1.000"	1.630"	1.880"	.430"	.250"	.340"	.750"	SS 1/4-20 x 3/4 BHSCS
651428	Bright Zinc	10	.280"	1.000"	1.630"	1.880"	.430"	.250"	.340"	.790"	M6 x 25mm BHSCS
651138	Black Zinc	15	.350"	1.500"	2.500"	2.800"	.640"	.310"	.450"	.750"	5/16-18 x 3/4 BHSCS
651328	Bright Zinc	15	.350"	1.500"	2.500"	2.800"	.640"	.310"	.450"	.750"	SS 5/16-18 x 3/4 BHSCS
651429	Bright Zinc	15	.350"	1.500"	2.500"	2.800"	.640"	.310"	.450"	.980"	M8 x 25mm BHSCS

CONNECTOR LINK



- Fastening link to connect similar series profiles together
- Requires no machining

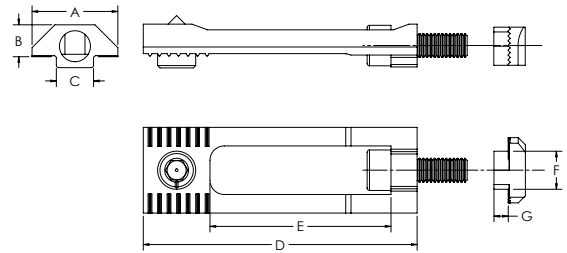


ITEM#	FINISH	SERIES	A	B	C	D	E	F
662005	Black Zinc	10	1/4-20	.430"	4.000"	.380"	1.250"	.170"
662075	Black Zinc	15	5/16-18	.620"	6.000"	.500"	2.000"	.250"

MILLING CONNECTOR



- For fast connection of two slot profiles, zinc plated
- Requires no machining



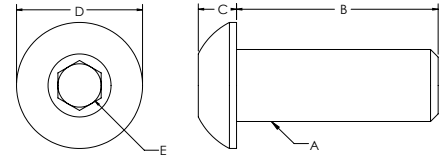
ITEM#	FINISH	SERIES	A	B	C	D	E	F
655815	Bright Zinc	15	.709"	.264"	.307"	2.264"	1.496"	.315"

Fractional Fasteners

BUTTON HEAD SOCKET CAP SCREWS



- Grade 8 or stronger
- Alloy steel
- ANSI B18.3 rating



ITEM#	FINISH	A	B	C	D	E
651020	Black Phosphate	6-32	3/8"	0.068"	0.256"	5/64
651006	Black Phosphate	8-32	1/2"	0.082"	0.305"	3/32
651007	Black Phosphate	8-32	7/8"	0.082"	0.305"	3/32
651008	Black Phosphate	10-32	3/8"	0.096"	0.354"	1/8
651011	Black Phosphate	10-32	1/2"	0.096"	0.354"	1/8
651012	Black Phosphate	10-32	5/8"	0.096"	0.354"	1/8
651015	Black Phosphate	10-32	3/4"	0.096"	0.354"	1/8
651302	Stainless	10-32	3/8"	0.096"	0.354"	1/8
651304	Stainless	10-32	1/2"	0.096"	0.354"	1/8
651306	Stainless	10-32	5/8"	0.096"	0.354"	1/8
651019	Black Phosphate	1/4-20	3/8"	0.127"	0.428"	5/32
651021	Black Phosphate	1/4-20	1/2"	0.127"	0.428"	5/32
651023	Black Phosphate	1/4-20	5/8"	0.127"	0.428"	5/32
651025	Black Phosphate	1/4-20	3/4"	0.127"	0.428"	5/32
651462	Black Phosphate	1/4-20	1"	0.127"	0.428"	5/32
651463	Black Phosphate	1/4-20	1-1/4"	0.127"	0.428"	5/32
651296	Stainless	1/4-20	3/8"	0.127"	0.428"	5/32
651298	Stainless	1/4-20	1/2"	0.127"	0.428"	5/32
651284	Stainless	1/4-20	5/8"	0.127"	0.428"	5/32
651300	Stainless	1/4-20	3/4"	0.127"	0.428"	5/32
651048	Black Phosphate	5/16-18	1/2"	0.159"	0.537"	3/16
651051	Black Phosphate	5/16-18	5/8"	0.159"	0.537"	3/16
651053	Black Phosphate	5/16-18	3/4"	0.159"	0.537"	3/16
651055	Black Phosphate	5/16-18	7/8"	0.159"	0.537"	3/16
651056	Black Phosphate	5/16-18	1"	0.159"	0.537"	3/16
651249	Stainless	5/16-18	1/2"	0.159"	0.537"	3/16
651251	Stainless	5/16-18	5/8"	0.159"	0.537"	3/16
651253	Stainless	5/16-18	3/4"	0.159"	0.537"	3/16
651256	Stainless	5/16-18	7/8"	0.159"	0.537"	3/16
651259	Stainless	5/16-18	1"	0.159"	0.537"	3/16

CONTINUED NEXT PAGE

BUTTON HEAD SOCKET CAP SCREW COMBINATION PARTS

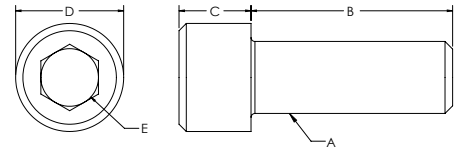
ITEM#	SERIES	BOLT ITEM	FINISH	THREAD	LENGTH	TNUT ITEM	TNUT TYPE	FINISH	WASHER ITEM
651679	10	651019	Black Phosphate	1/4-20	3/8"	651163	Economy	Black Zinc	--
651799	10	651296	Stainless Steel	1/4-20	3/8"	651435	Drop-In	Stainless Steel	--
651798	10	651296	Stainless Steel	1/4-20	3/8"	651682	Economy	Stainless Steel	--
651176	10	651021	Black Phosphate	1/4-20	1/2"	651163	Economy	Black Zinc	651080
651177	10	651021	Black Phosphate	1/4-20	1/2"	651126	Drop-In	Black Zinc	651080
651171	10	651021	Black Phosphate	1/4-20	1/2"	651163	Economy	Black Zinc	--
651172	10	651021	Black Phosphate	1/4-20	1/2"	651326	Drop-In	Bright Zinc	--
651490	10	651021	Black Phosphate	1/4-20	1/2"	651099	DBL Economy	Black Zinc	--
651795	10	651298	Stainless Steel	1/4-20	1/2"	651435	Drop-In	Stainless Steel	--
651794	10	651298	Stainless Steel	1/4-20	1/2"	651682	Economy	Stainless Steel	--
651152	10	651023	Black Phosphate	1/4-20	5/8"	--	--	--	651080
651274	10	651284	Stainless Steel	1/4-20	5/8"	651294	Economy	Stainless Steel	651279
651216	10	651025	Black Phosphate	1/4-20	3/4"	651077	Hex Nut	Black Zinc	651080
651155	10	651025	Black Phosphate	1/4-20	3/4"	651163	Economy	Black Zinc	651080
651156	10	651025	Black Phosphate	1/4-20	3/4"	651326	Drop-In	Black Zinc	651080
651726	10	651025	Black Phosphate	1/4-20	3/4"	651644	Drop-In	Bright Zinc	--
651727	10	651025	Black Phosphate	1/4-20	3/4"	651105	Economy	Black Zinc	--
651722	15	651023	Black Phosphate	1/4-20	5/8"	651105	Economy	Black Zinc	--
651191	15	651048	Black Phosphate	5/16-18	1/2"	651097	Economy	Black Zinc	--
651800	15	651048	Black Phosphate	5/16-18	1/2"	651645	Drop-In	Bright Zinc	--
651802	15	651249	Stainless Steel	5/16-18	1/2"	651245	Drop-In	Stainless Steel	--
651801	15	651249	Stainless Steel	5/16-18	1/2"	651288	Economy	Stainless Steel	--
651797	15	651251	Stainless Steel	5/16-18	5/8"	651245	Drop-In	Stainless Steel	--
651796	15	651251	Stainless Steel	5/16-18	5/8"	651288	Economy	Stainless Steel	--
651806	15	651051	Black Phosphate	5/16-18	5/8"	651645	Drop-In	Bright Zinc	--
651190	15	651051	Black Phosphate	5/16-18	5/8"	651097	Economy	Black Zinc	651081
651192	15	651051	Black Phosphate	5/16-18	5/8"	651645	Drop-In	Bright Zinc	651081
651150	15	651051	Black Phosphate	5/16-18	5/8"	651097	Economy	Black Zinc	--
651258	15	651251	Stainless Steel	5/16-18	5/8"	651288	Economy	Stainless Steel	651280
651193	15	651053	Black Phosphate	5/16-18	3/4"	651097	Economy	Black Zinc	651081
651194	15	651053	Black Phosphate	5/16-18	3/4"	651645	Drop-In	Bright Zinc	651081
651195	15	651053	Black Phosphate	5/16-18	3/4"	651078	Hex Nut	Black Zinc	651081
651151	15	651053	Black Phosphate	5/16-18	3/4"	--	--	--	651081
651265	15	651253	Stainless Steel	5/16-18	3/4"	651288	Economy	Stainless Steel	651280
651197	15	651056	Black Phosphate	5/16-18	1"	651645	Drop-In	Bright Zinc	651081
651266	15	651259	Stainless Steel	5/16-18	1"	651288	Economy	Stainless Steel	651280

Fractional Fasteners

SOCKET HEAD CAP SCREWS



- Grade 8 or stronger
- Alloy steel
- ANSI B18.3 rating



ITEM#	FINISH	A	B	C	D	E
651479	Black Phosphate	6-32	3/8"	.138"	.226"	7/64
658590	Black Phosphate	8-32	7/16"	0.162"	0.266"	9/64
658591	Black Phosphate	8-32	5/8"	0.162"	0.266"	9/64
658588	Black Phosphate	8-32	3/4"	0.162"	0.266"	9/64
658589	Black Phosphate	8-32	1"	0.162"	0.266"	9/64
651009	Black Phosphate	10-32	3/8"	0.188"	0.305"	5/32
651010	Black Phosphate	10-32	1/2"	0.188"	0.305"	5/32
651013	Black Phosphate	10-32	5/8"	0.188"	0.305"	5/32
651293	Stainless	10-32	3/4"	0.188"	0.305"	5/32
651301	Stainless	10-32	3/8"	0.188"	0.305"	5/32
651303	Stainless	10-32	1/2"	0.188"	0.305"	5/32
651305	Stainless	10-32	5/8"	0.188"	0.305"	5/32
651017	Black Phosphate	10-32	3/4"	0.188"	0.305"	5/32
651018	Black Phosphate	1/4 20	3/8"	0.247"	0.366"	3/16
651022	Black Phosphate	1/4 20	1/2"	0.247"	0.366"	3/16
651024	Black Phosphate	1/4 20	5/8"	0.247"	0.366"	3/16
651027	Black Phosphate	1/4 20	3/4"	0.247"	0.366"	3/16
651028	Black Phosphate	1/4 20	7/8"	0.247"	0.366"	3/16
651029	Black Phosphate	1/4 20	1"	0.247"	0.366"	3/16
651030	Black Phosphate	1/4 20	1-1/4"	0.247"	0.366"	3/16
651031	Black Phosphate	1/4 20	1-1/2"	0.247"	0.366"	3/16
651494	Black Phosphate	1/4 20	2"	0.247"	0.366"	3/16
651489	Black Phosphate	1/4 20	2-1/2"	0.247"	0.366"	3/16
651295	Stainless	1/4 20	3/8"	0.247"	0.366"	3/16
651297	Stainless	1/4 20	1/2"	0.247"	0.366"	3/16
651299	Stainless	1/4 20	3/4"	0.247"	0.366"	3/16
651286	Stainless	1/4 20	1"	0.247"	0.366"	3/16
651250	Stainless	5/16 18	1/2"	0.309"	0.463"	1/4
651252	Stainless	5/16 18	5/8"	0.309"	0.463"	1/4
651254	Stainless	5/16 18	3/4"	0.309"	0.463"	1/4
651257	Stainless	5/16 18	7/8"	0.309"	0.463"	1/4
651260	Stainless	5/16 18	1"	0.309"	0.463"	1/4
651262	Stainless	5/16 18	1-1/4"	0.309"	0.463"	1/4
651049	Black Phosphate	5/16 18	1/2"	0.309"	0.463"	1/4
651050	Black Phosphate	5/16 18	5/8"	0.309"	0.463"	1/4
651052	Black Phosphate	5/16 18	3/4"	0.309"	0.463"	1/4
651057	Black Phosphate	5/16 18	7/8"	0.309"	0.463"	1/4

CONTINUED NEXT PAGE

ITEM#	FINISH	A	B	C	D	E
651059	Black Phosphate	5/16 18	1"	0.309"	0.463"	1/4
651060	Black Phosphate	5/16 18	1-1/4"	0.309"	0.463"	1/4
651064	Black Phosphate	5/16 18	1-1/2"	0.309"	0.463"	1/4
651650	Black Phosphate	5/16 18	1-3/4"	0.309"	0.463"	1/4
651651	Black Phosphate	5/16 18	2"	0.309"	0.463"	1/4
651652	Black Phosphate	5/16 18	2-1/4"	0.309"	0.463"	1/4
651653	Black Phosphate	5/16 18	2-1/2"	0.309"	0.463"	1/4
651654	Black Phosphate	5/16 18	3"	0.309"	0.463"	1/4
651488	Black Phosphate	5/16 18	3-1/2"	0.309"	0.463"	1/4
651061	Black Phosphate	3/8 16	1"	0.372"	0.558"	5/16
651062	Black Phosphate	3/8 16	3/4"	0.372"	0.558"	5/16

SOCKET HEAD CAP SCREWS COMBINATION PARTS

ITEM#	SERIES	BOLT ITEM	FINISH	THREAD	LENGTH	TNUT ITEM	TNUT TYPE	FINISH	WASHER ITEM
651721	10	699885	Black Phosphate	8-32	3/8"	651095	Economy	Black Zinc	--
651732	10	658591	Black Phosphate	8-32	5/8"	651642	Drop-In	Bright Zinc	--
651723	10	683703	Black Phosphate	8-32	5/8"	651449	Hex Nut	Bright Zinc	683704
651730	10	658588	Black Phosphate	8-32	3/4"	651467	Drop-In	Bright Zinc	--
651731	10	658589	Black Phosphate	8-32	1"	651642	Drop-In	Bright Zinc	--
651781	10	651010	Black Phosphate	10-32	1/2"	651468	Drop-In	Bright Zinc	--
651782	10	651013	Black Phosphate	10-32	5/8"	651643	Drop-In	Bright Zinc	--
651206	10	651013	Black Phosphate	10-32	5/8"	651014	Hex Nut	Black Zinc	651016
651234	10	651022	Black Phosphate	1/4-20	1/2"	651163	Economy	Black Zinc	--
651235	10	651022	Black Phosphate	1/4-20	1/2"	651469	Drop-In	Bright Zinc	--
651733	10	651022	Black Phosphate	1/4-20	1/2"	651075	Standard	Black Zinc	--
651236	10	651024	Black Phosphate	1/4-20	5/8"	651163	Economy	Black Zinc	--
651240	10	651024	Black Phosphate	1/4-20	5/8"	651163	Economy	Black Zinc	651080
651241	10	651024	Black Phosphate	1/4-20	5/8"	651158	Drop-In	Black Zinc	651080
651117	10	651027	Black Phosphate	1/4-20	3/4"	651163	Economy	Black Zinc	--
651175	10	651027	Black Phosphate	1/4-20	3/4"	651158	Drop-In	Black Zinc	--
651118	10	651028	Black Phosphate	1/4-20	7/8"	651163	Economy	Black Zinc	--
651735	10	651028	Black Phosphate	1/4-20	7/8"	651105	Economy Offset	Black Zinc	--
651736	10	651029	Black Phosphate	1/4-20	1"	651105	Economy Offset	Black Zinc	--
651119	10	651029	Black Phosphate	1/4-20	1"	651163	Economy	Black Zinc	--
651120	10	651030	Black Phosphate	1/4-20	1-1/4"	651163	Economy	Black Zinc	--
651737	10	651030	Black Phosphate	1/4-20	1-1/4"	651105	Economy Offset	Black Zinc	--
651121	10	651031	Black Phosphate	1/4-20	1-1/2"	651163	Economy	Black Zinc	--
651738	10	651031	Black Phosphate	1/4-20	1-1/2"	651105	Economy Offset	Black Zinc	--
651483	10	651489	Black Phosphate	1/4-20	2-1/2"	651163	Economy	Black Zinc	--
651199	15	651049	Black Phosphate	5/16-18	1/2"	651097	Economy	Black Zinc	--
651267	15	651250	Stainless Steel	5/16-18	1/2"	651288	Economy	Stainless Steel	--
651201	15	651050	Black Phosphate	5/16-18	5/8"	651097	Economy	Black Zinc	--
651209	15	651050	Black Phosphate	5/16-18	5/8"	651097	Economy	Black Zinc	651081
651268	15	651252	Stainless Steel	5/16-18	5/8"	651288	Economy	Stainless Steel	--
651202	15	651052	Black Phosphate	5/16-18	3/4"	651097	Economy	Black Zinc	--
651213	15	651052	Black Phosphate	5/16-18	3/4"	651097	Economy	Black Zinc	651081

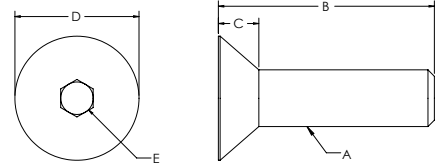
Fractional Fasteners

651215	15	651052	Black Phosphate	5/16-18	3/4"	651645	Drop-In	Bright Zinc	651081
651205	15	651057	Black Phosphate	5/16-18	7/8"	651097	Economy	Black Zinc	--
651207	15	651057	Black Phosphate	5/16-18	7/8"	651645	Drop-In	Bright Zinc	--
651198	15	651057	Black Phosphate	5/16-18	7/8"	651078	Hex Nut	Black Zinc	651081
651217	15	651059	Black Phosphate	5/16-18	1"	651097	Economy	Black Zinc	651081
651482	15	651060	Black Phosphate	5/16-18	1-1/4"	651097	Economy	Black Zinc	--
651487	15	651064	Black Phosphate	5/16-18	1-1/2"	651097	Economy	Black Zinc	--
651485	15	651654	Black Phosphate	5/16-18	3"	651097	Economy	Black Zinc	--
651486	15	651488	Black Phosphate	5/16-18	3-1/2"	651097	Economy	Black Zinc	--

FLATHEAD SOCKET CAP SCREWS



- Grade 8 or stronger
- Alloy steel
- ANSI B18.3 rating



ITEM#	FINISH	A	B	C	D	E
651466	Black Phosphate	6-32	1/2"	0.097"	0.285"	5/64
651188	Black Phosphate	6-32	3/8"	0.097"	0.285"	5/64
651005	Black Zinc	10-32	1/2"	0.127"	0.385"	1/8
651179	Black Phosphate	10-32	1/2"	0.127"	0.385"	1/8
651178	Black Phosphate	1/4-20	1/2"	0.161"	0.505"	5/32
651180	Black Phosphate	1/4-20	5/8"	0.161"	0.505"	5/32
651540	Black Phosphate	1/4-20	3/4"	0.161"	.505"	5/32
651181	Black Phosphate	5/16-18	5/8"	0.198"	0.628"	3/16
651182	Black Phosphate	5/16-18	3/4"	0.198"	0.628"	3/16
658017	Black Phosphate	5/16-18	1"	0.198"	0.628"	3/16
651187	Black Phosphate	3/8-16	3/4"	0.234"	0.751"	7/32

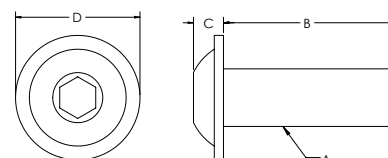
FLATHEAD SOCKET CAP SCREW COMBINATION PARTS

ITEM#	SERIES	BOLT ITEM	FINISH	THREAD	LENGTH	TNUT ITEM	TNUT TYPE	FINISH
651185	10	651178	Black Phosphate	1/4-20	1/2"	651163	Economy	Black Zinc
651186	10	651178	Black Phosphate	1/4-20	1/2"	651158	Drop-In	Black Zinc
651545	10	651180	Black Phosphate	1/4-20	5/8"	651105	Economy	Black Zinc
651183	15	651181	Black Phosphate	5/16-18	5/8"	651097	Economy	Black Zinc
651184	15	651181	Black Phosphate	5/16-18	5/8"	651645	Drop-In	Bright Zinc

FLANGED BUTTON HEAD SOCKET CAP SCREWS



- Grade 8 or stronger
- Alloy steel
- ANSI B18.3 rating



ITEM#	FINISH	A	B	C	D	E
651169	Black Phosphate	1/4 20	3/8"	.130"	.540"	3/16
651136	Black Phosphate	1/4 20	1/2"	.130"	.540"	3/16
651026	Black Phosphate	1/4 20	3/4"	.130"	.540"	3/16
651135	Black Phosphate	5/16 18	1/2"	.174"	.675"	1/4
651134	Black Phosphate	5/16 18	11/16"	.174"	.675"	1/4
651634*	Black Phosphate	5/16 18	11/16"	.174"	.675"	1/4

* 651634 comes with Loctite

FLANGED BUTTON HEAD SOCKET CAP SCREW COMBINATION PARTS

ITEM#	SERIES	BOLT ITEM	FINISH	THREAD	LENGTH	TNUT ITEM	TNUT TYPE	FINISH	WASHER ITEM
651166	10	651169	Black Phosphate	1/4-20	3/8"	651163	Economy	Black Zinc	--
651130	10	651136	Black Phosphate	1/4-20	1/2"	651163	Economy	Black Zinc	--
651224	10	651136	Black Phosphate	1/4-20	1/2"	651326	Drop-In	Bright Zinc	--
651142	10	651136	Black Phosphate	1/4-20	1/2"	651099	DBL Economy	Black Zinc	--
651144	10	651136	Black Phosphate	1/4-20	1/2"	651106	TRPL Economy	Black Zinc	--
651164	10	651026	Black Phosphate	1/4-20	3/4"	651163	Economy	Black Zinc	--
651228	10	651026	Black Phosphate	1/4-20	3/4"	651326	Drop-In	Black Zinc	--
651002	10	651026	Black Phosphate	1/4-20	3/4"	651077	Hex Nut	Black Zinc	651080
651127	15	651135	Black Phosphate	5/16-18	1/2"	651645	Drop-In	Bright Zinc	--
651128	15	651135	Black Phosphate	5/16-18	1/2"	651097	Economy	Black Zinc	--
651000	15	651135	Black Phosphate	5/16-18	1/2"	651098	DBL Economy	Black Zinc	--
651132	15	651134	Black Phosphate	5/16-18	11/16"	651645	Drop In	Bright Zinc	--
651210	15	651134	Black Phosphate	5/16-18	11/16"	651078	Hex Nut	Black Zinc	651081
651129	15	651134	Black Phosphate	5/16-18	11/16"	651097	Economy	Black Zinc	--
651141	15	651134	Black Phosphate	5/16-18	11/16"	651098	DBL Economy	Black Zinc	--
651143	15	651134	Black Phosphate	5/16-18	11/16"	651104	TRPL Economy	Black Zinc	--
651635*	15	651634	Black Phosphate	5/16-18	11/16"	651097	Economy	Black Zinc	--
651636*	15	651634	Black Phosphate	5/16-18	11/16"	651098	DBL Economy	Black Zinc	--
651637*	15	651634	Black Phosphate	5/16-18	11/16"	651104	TRPL Economy	Black Zinc	--

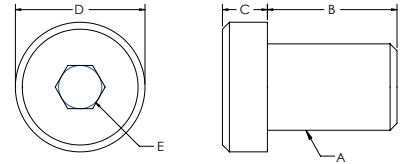
* Comes with Loctite bolts

Fractional Fasteners

LOWHEAD SOCKET CAP SCREWS

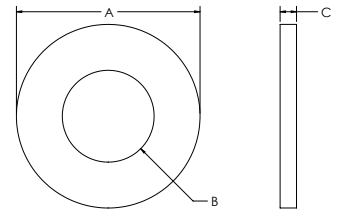


- Grade 8 or stronger
- Alloy steel
- ANSI B18.3 rating



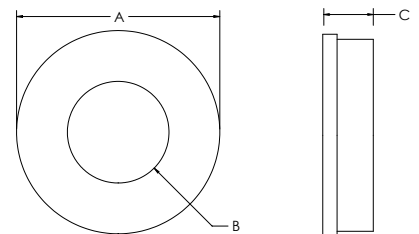
ITEM#	FINISH	A	B	C	D	E
651474	Black Phosphate	1/4-20	3/8"	.123"	0.372"	.125"
651003	Black Phosphate	1/4-20	1"	.123"	0.372"	.125"
651004	Black Phosphate	5/16-18	1-1/4"	.154"	0.434"	.156"

WASHERS



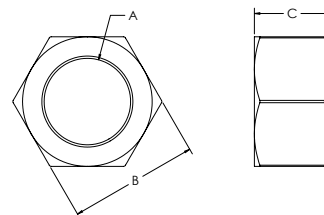
ITEM#	FINISH	TYPE	A	B	C
651016	Black Zinc	10-32	.500"	.219"	.050"
651080	Black Zinc	1/4"	.625"	.291"	.060"
651559	Black Zinc	1/4"	.625"	.291"	.125"
651081	Black Zinc	5/16"	.688"	.354"	.069"
651082	Black Zinc	3/8"	.813"	.415"	.069"
651083	Black Zinc	1/2"	1.063"	.531"	.095"
651279	Stainless	1/4"	.625"	.281"	.048"
651280	Stainless	5/16"	.745"	.344"	.048"

WASHERS WITH RUBBER SEAL



ITEM#	FINISH	TYPE	A	B	C
683422	Stainless Steel	1/4"	.500"	.260"	.100"
683139	Stainless Steel	5/16"	.625"	.330"	.100"

HEX NUTS



ITEM#	FINISH	A	B	C
651014	Black Zinc	10-32	.375"	.125"
651077	Black Zinc	1/4-20	.438"	.215"
651277	Stainless Steel	1/4-20	.433"	.219"
651078	Black Zinc	5/16-18	.500"	.261"
651310	Bright Zinc	5/16-18	.500"	.328"
651278	Stainless Steel	5/16-18	.494"	.265"
651079	Black Zinc	3/8	.553"	.328"

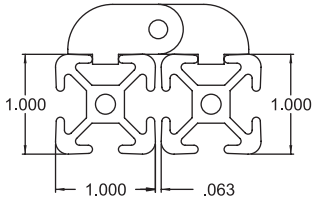
CONTENT

05 TSLOTS Hardware

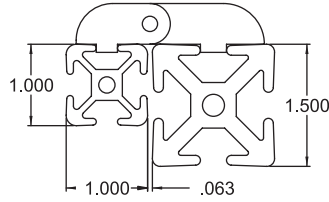
Hinges	118-126
Handles	126-129
Door Catches	129-134
Door Slide Track	135
Cup Holder	135
Tube Clamps	136
End Caps	137
Tool Hangers & Slot Covers	138-139
Manifold Plates	139-143
Binder & Sensor Blocks	144-145
Casters	146-150
Caster Base Plates	151-152
Glides, Mounts And Feet	153-155
Base Plates	156-159
Base Plate - Floor Mounts	160
45° Supports	161
Pivot Joints	162
Dynamic Hinges & Arms	163-166
Dynamic Hinge Assemblies	167-172
Pivot Bracket - 90°	173
Structural Hinges & Arms	174-178
Structural Hinges Assemblies	179-184

05 HARDWARE FRACTIONAL

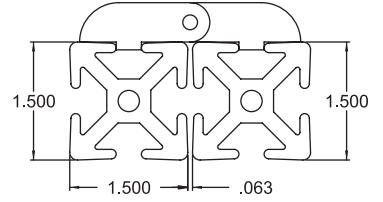
TSLOTS Hardware



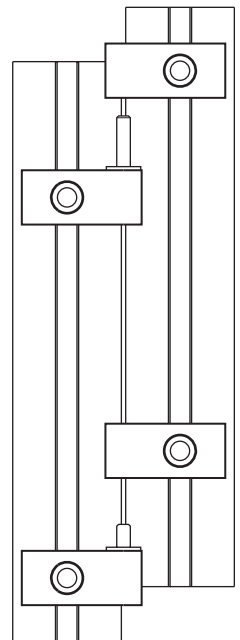
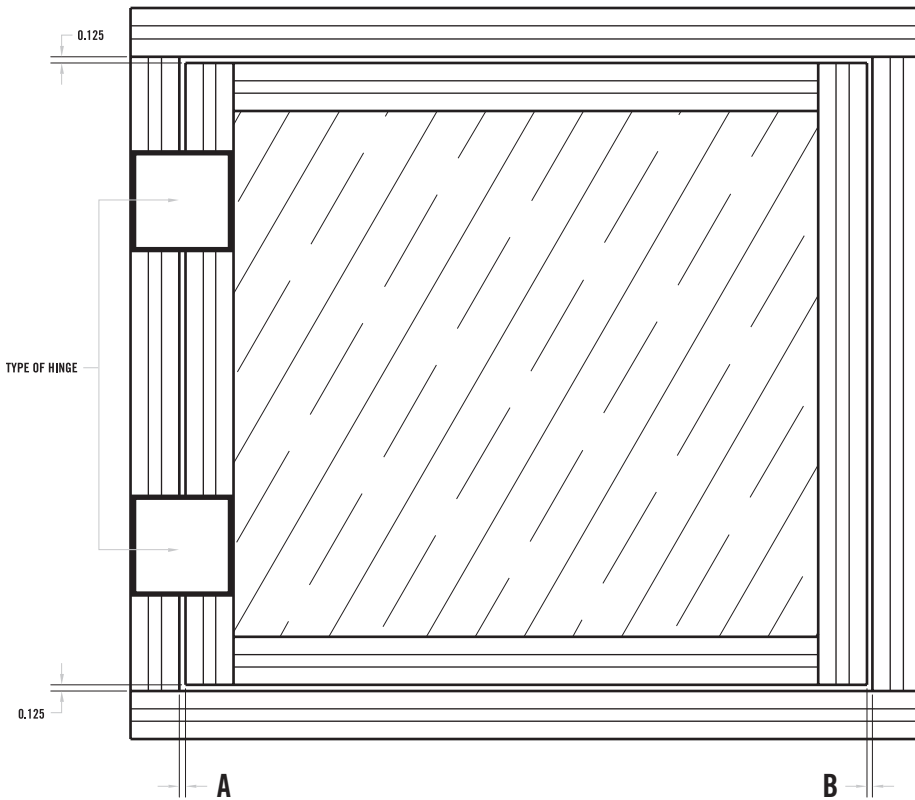
10 Series



10 to 15 Series



15 Series



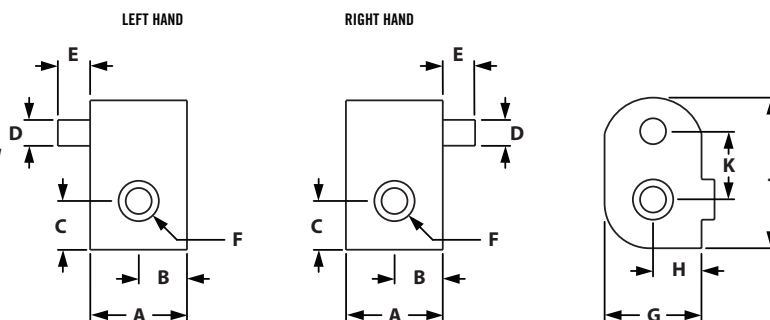
HINGE TYPE	DIMENSION A	DIMENSION B
15 S Lift Off Hinge Assembly	.063"	.187"
10 S Lift Off Hinge Assembly	.063"	.187"
10 S to 15 S Lift Off Hinge Assembly	.063"	.187"
15 S Aluminum Hinge (655082)	.125"	.125"
10 S Aluminum Hinge (655083)	.063"	.187"
10 S to 15 S Aluminum Hinge (655081)	.125"	.125"

* Note: For all doors, make the door .25" smaller in height and width than the door frame.

LIFT OFF HINGES



- Stronger connection
- Longer lasting dowel pin
- Mounting fasteners included



RIGHT HAND HINGES

ITEM#	SERIES	PIN	A	B	C	D	E	F	G	H	J	K
655070	10	Long	.750"	.375"	.377"	.250"	.750"	10-32	.500"	.250"	1.156"	.529"
655072	10	Short	.750"	.375"	.377"	.250"	.360"	10-32	.500"	.250"	1.156"	.529"
655089	15	Long	.750"	.375"	.625"	.250"	.750"	1/4-20	.500"	.250"	1.655"	.780"
655091	15	Short	.750"	.375"	.625"	.250"	.360"	1/4-20	.500"	.250"	1.655"	.780"

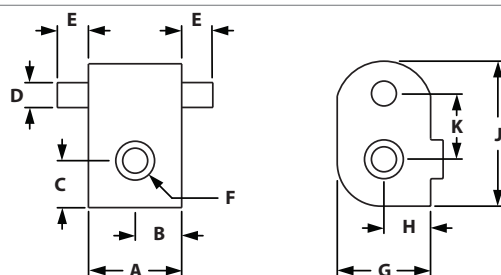
LEFT HAND HINGES

ITEM#	SERIES	PIN	A	B	C	D	E	F	G	H	J	K
655071	10	Long	.750"	.375"	.377"	.250"	.750"	10-32	.500"	.250"	1.156"	.529"
655073	10	Short	.750"	.375"	.377"	.250"	.360"	10-32	.500"	.250"	1.156"	.529"
655090	15	Long	.750"	.375"	.625"	.250"	.750"	1/4-20	.500"	.250"	1.655"	.780"
655092	15	Short	.750"	.375"	.625"	.250"	.360"	1/4-20	.500"	.250"	1.655"	.780"

TWO PIN HINGES



- Stronger connection
- Longer lasting dowel pin
- Mounting fasteners included



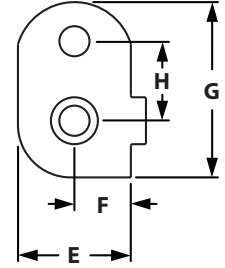
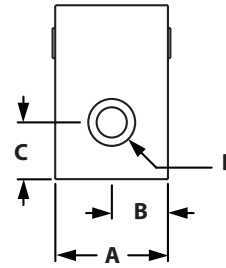
ITEM#	SERIES	A	B	C	D	E	F	G	H	J	K
655075	10	.750"	.375"	.377"	.250"	.360"	10-32	.500"	.250"	1.156"	.529"
655094	15	.750"	.375"	.625"	.250"	.360"	1/4-20	.500"	.250"	1.655"	.780"

Lift Off Hinges

HINGE BUSHINGS



- Bushing for lift off hinges to create assemblies
- Engineered Polymer bushing
- Mounting fasteners included



ITEM#	SERIES	A	B	C	D	E	F	G	H
655074	10	.750"	.375"	.377"	10-32	.500"	.250"	1.156"	.529"
655093	15	.750"	.375"	.625"	1/4-20	.500"	.250"	1.655"	.780"

INCLUDED FASTENERS

SERIES	QTY	BOLT #	BOLT DESCRIPTION	TNUT #	TNUT DESCRIPTION
10	1	651010	10-32 x 1/2" SHCS	651096	Economy
15	1	651024	1/4-20 x 5/8" SHCS	651105	Economy

LIFT OFF HINGE ASSEMBLIES



- Lift off hinge assemblies come with 2 mating bushings and 1 left and 1 right standard short or long hinge
- Mounting fasteners included

ITEM#	SERIES	STYLE	ASSEMBLY PARTS		
			BUSHING (QTY)	SHORT PIN (QTY)	LONG PIN (QTY)
655062	10	Right Hand	655074 (2)	655072 (1)	655070 (1)
655063	10	Left Hand	655074 (2)	655073 (1)	655071 (1)
655100	15	Right Hand	655093 (2)	655091 (1)	655089 (1)
655101	15	Left Hand	655093 (2)	655092 (1)	655090 (1)

HEAVY LIFT OFF HINGE ASSEMBLIES



- Heavy lift off hinge comes with 1 mating bushing and 2 hinges.
- Hinges are on both sides of bushings so can be used as left or right hinge assemblies
- Mounting fasteners included
- Available in short pin hinges only

ITEM#	SERIES	STYLE	BUSHING (QTY)	ASSEMBLY PARTS	
				LEFT HINGE (QTY)	RIGHT HINGE (QTY)
655064	10	Left & Right	655074 (1)	655073 (1)	655072 (1)
655102	15	Left & Right	655093 (1)	655092 (1)	655091 (1)

TRANSITION LIFT OFF HINGE ASSEMBLIES



- Transitions from 10s to 15s extrusions
- Mounting fasteners included

ITEM#	SERIES	STYLE	BUSHING (QTY)	ASSEMBLY PARTS	
				SHORT HINGE (QTY)	LONG HINGE (QTY)
655097	10 to 15	Right Hand	655074 (2)	655091 (1)	655089 (1)
655098	10 to 15	Left Hand	655074 (2)	655092 (1)	655090 (1)

TRANSITION HEAVY LIFT OFF HINGE ASSEMBLY



- Transitions from 10s to 15s extrusions
- Hinges are on both sides of bushings so can be used as left or right hinge assemblies
- Mounting fasteners included
- Available in short pin hinges only

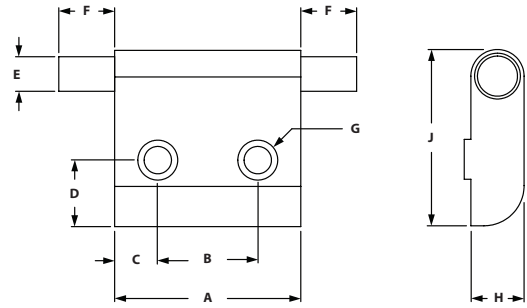
ITEM#	SERIES	STYLE	BUSHING (QTY)	ASSEMBLY PARTS	
				LEFT HINGE (QTY)	RIGHT HINGE (QTY)
655099	10 to 15	Left & Right	655074 (1)	655092 (1)	655091 (1)

Heavy Duty Lift Off Hinges

HEAVY DUTY LIFT OFF HINGES



- Heavy duty lift off hinges are stronger and more durable than standard lift off hinges
- Mounting fasteners included



RIGHT HAND HINGES

ITEM#	SERIES	PIN	A	B	C	D	E	F	G	H	J
699737	15	Short	1.750"	.940"	.405"	.625"	.250"	.360"	.257"	.500"	1.657"
699738	15	Long	1.750"	.940"	.405"	.625"	.250"	.750"	.257"	.500"	1.657"

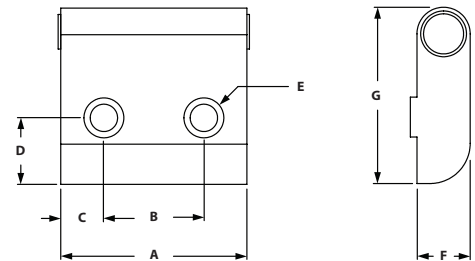
LEFT HAND HINGES

ITEM#	SERIES	PIN	A	B	C	D	E	F	G	H	J
699735	15	Short	1.750"	.940"	.405"	.625"	.250"	.360"	.257"	.500"	1.657"
699736	15	Long	1.750"	.940"	.405"	.625"	.250"	.750"	.257"	.500"	1.657"

HEAVY DUTY HINGE BUSHINGS



- Heavy duty bushing for lift off hinges to create assemblies
- Engineered Polymer bushing
- Mounting fasteners included



ITEM#	SERIES	A	B	C	D	E	F	G
699739	15	1.750"	.940"	.405"	.625"	.257"	.500"	1.657"

INCLUDED FASTENERS

SERIES	QTY	BOLT #	BOLT DESCRIPTION	TNUT #	TNUT DESCRIPTION
15	2	651024	1/4-20 x 5/8" SHCS	651105	Economy

HEAVY DUTY LIFT OFF HINGE ASSEMBLIES



- Heavy duty hinge assembly comes with 1 bushing and 1 left or right hinge
- Short and long pins are available
- Mounting fasteners included

ASSEMBLY PARTS

ITEM#	SERIES	PIN	STYLE	BUSHING (QTY)	HINGE (QTY)
699730	15	Short	Left Hand	699739 (1)	699735 (1)
699731	15	Short	Right Hand	699739 (1)	699737 (1)
699732	15	Long	Left Hand	699739 (1)	699736 (1)
699733	15	Long	Right Hand	699739 (1)	699738 (1)

HEAVY DUTY LIFT OFF PAIR HINGE ASSEMBLIES



- Heavy duty lift off pair assembly comes with 2 bushings and 1 short and long hinge
- Available in left and right hand
- Mounting fasteners included

ASSEMBLY PARTS

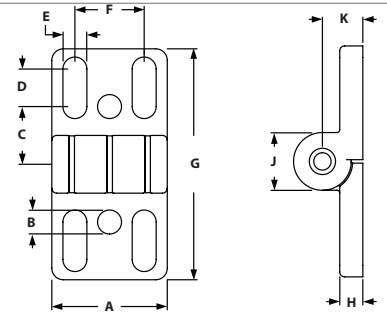
ITEM#	SERIES	STYLE	BUSHING (QTY)	SHORT HINGE (QTY)	LONG HINGE (QTY)
699726	15	Left Hand	699739 (2)	699735 (1)	699736 (1)
699727	15	Right Hand	699739 (2)	699737 (1)	699738 (1)

Hinges

UNIVERSAL DOOR HINGE W/ OBLONG HOLES



- Hinges panels or extrusions
- Oblong holes allow you to adjust the gap of the door or panel
- Die-cast black powder coated
- .575" gap when using 10s profiles



ITEM#	SERIES	A	B	C	D	E	F	G	H	J	K
655768	10/15	1.575"	.327"	.787"	.512"	.327"	.950"	3.150"	.315"	.787"	.552"

RECOMMENDED FASTENERS(TO EXTRUSION SLOT)

ITEM#	SERIES	QTY	BOLT	TNUT	WASHER
651240	10	4	1/4-20 x 5/8" BHSCS	Economy	Yes
651213	15	4	5/16-18 x 3/4" SHCS	Economy	Yes

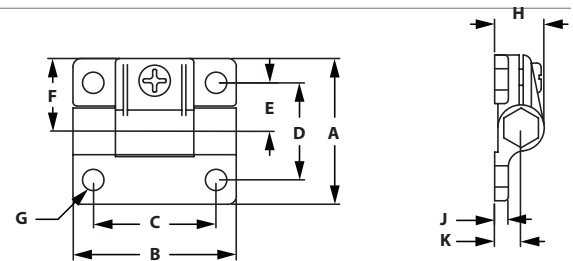
RECOMMENDED FASTENERS (TO PANEL)

ITEM#	SERIES	QTY	BOLT	HEX NUT	WASHER
651720	15	4	5/16-18 x 7/8" BHSCS	Yes	Yes

PLASTIC ADJUSTABLE HINGES



- Allows you to mount plastic panels and doors directly to TSLOTS
- Adjustable hinge allows you to increase or decrease pivot tension
- Adjustable Hinges are not suitable for hinging two TSLOTS extrusions together



ITEM#	SERIES	A	B	C	D	E	F	G	H	J	K
655078	10	1.440"	1.690"	1.250"	1.000"	.500"	.720"	.197"	.500"	.230"	.270"
655077	15	2.250"	2.500"	1.880"	1.500"	.750"	1.125"	.270"	.770"	.200"	.410"

RECOMMENDED FASTENERS (MOUNT TO EXTRUSION)

ITEM#	SERIES	QTY	BOLT	TNUT
651721	10	2	8-32 x 3/8" SHCS	Economy
651722	15	2	1/4-20 x 5/8" BHSCS	Economy

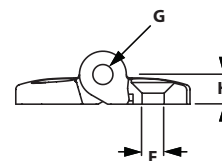
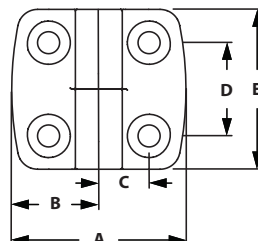
RECOMMENDED FASTENERS (TO PANEL)

ITEM#	SERIES	QTY	BOLT	HEX NUT	WASHER
651723	10	2	8-32 x 5/8" SHCS	Yes	Yes
651216	15	2	1/4-20 x 3/4" BHSCS	Yes	Yes

PLASTIC LIFT OFF HINGES



- Hinges panels or extrusions
- Black fiberglass reinforced nylon, stainless steel bolt



ITEM#	SERIES	LIFT OFF	A	B	C	D	E	F	G	H
655771	10	Right Hand	2.046"	1.023"	.590"	1.102"	1.890"	.260"	.551"	0.354
655770	10	Left Hand	2.046"	1.023"	.590"	1.102"	1.890"	.260"	.551"	0.354
655774	15	Right Hand	2.794"	1.397"	.787"	1.102"	1.890"	.260"	.551"	0.354
655773	15	Left Hand	2.794"	1.397"	.787"	1.102"	1.890"	.260"	.551"	0.354

RECOMMENDED FASTENERS (TO EXTRUSION SLOT)

ITEM#	SERIES	QTY	BOLT	TNUT
651185	10	4	1/4-20 x 1/2" FHSCS	Economy
651545	15	4	1/4-20 x 5/8" FHSCS	Economy

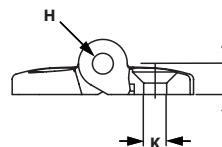
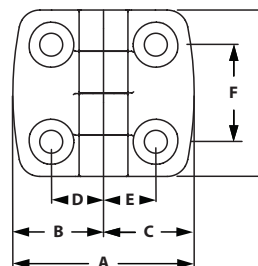
RECOMMENDED FASTENERS (TO PANEL)

ITEM#	SERIES	QTY	BOLT	HEX NUT	WASHER
651724	10/15	4	1/4-20 x 3/4" FHSCS	Yes	Yes

PLASTIC HINGES



- Black fiberglass reinforced nylon, stainless steel bolt
- Hinges TSLOTS Extrusions together



ITEM#	SERIES	A	B	C	D	E	F	G	H	J	K
655679	10	2.046"	1.023"	1.023"	.590"	.590"	1.102"	1.890"	.236"	.354"	.260"
655680	15	2.794"	1.397"	1.397"	.787"	.787"	1.102"	1.890"	.236"	.354"	.260"
655772	10 to 15	2.420"	1.023"	1.397"	.590"	.787"	1.102"	1.890"	.236"	.354"	.260"

RECOMMENDED FASTENERS

ITEM#	SERIES	QTY	BOLT	TNUT
651185	10	4	1/4-20 x 1/2" FHSCS	Economy
651545	15	4	1/4-20 x 5/8" FHSCS	Economy

*Transition bracket hardware use 10s and 15s above, use 2 of each

RECOMMENDED FASTENERS (TO PANEL)

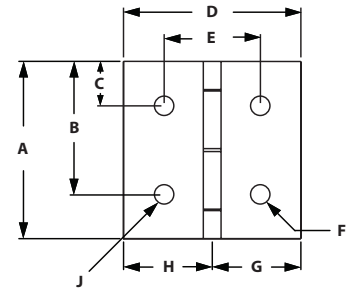
ITEM#	SERIES	QTY	BOLT	HEX NUT	WASHER
651724	10/15	4	1/4-20 x 3/4" FHSCS	Yes	Yes

TSLOTS Hardware

ALUMINUM HINGES



- Hinges Tslots extrusions together
- Low profile mounts to Tslots
- Clear anodize finish matches Tslots finish



ITEM#	SERIES	A	B	C	D	E	F	G	H	J	CAPACITY
655083	10	2.000"	1.500"	.500"	2.000"	1.062"	.257"	1.000"	1.000"	.257"	40lbs
655082	15	3.000"	2.250"	.750"	3.000"	1.625"	.328"	1.500"	1.500"	.328"	75lbs
655081	10 to 15	3.000"	2.250"	.750"	2.500"	1.375"	.257"	1.000"	1.500"	.328"	75lbs

RECOMMENDED FASTENERS

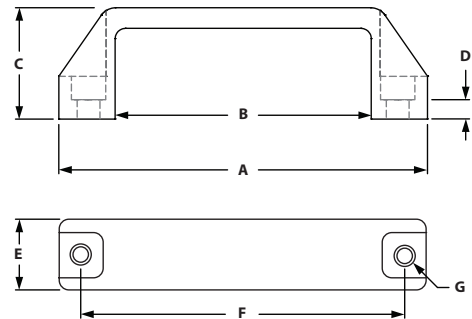
ITEM#	SERIES	QTY	BOLT	TNUT
651166	10	4	1/4-20 x 3/8" FBHSCS	Economy
651128	15	4	5/16-18 x 1/2" FBHSCS	Economy

*Transition hinge hardware use 10s and 15s above, use 2 of each

PLASTIC DOOR HANDLES



- Mounts directly to Tslots or machined panel
- Made of black nylon



ITEM#	SIZE	SERIES	A	B	C	D	E	F	G
655060	Small	10	4.300"	2.900"	1.400"	.240"	.820"	3.600"	.256"
655059	Medium	15	5.370"	3.730"	1.620"	.240"	1.030"	4.500"	.335"
655058	Large	15	7.810"	5.930"	2.000"	.310"	1.180"	6.970"	.335"

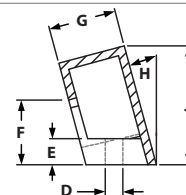
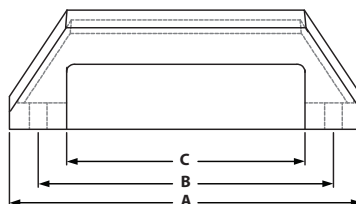
RECOMMENDED FASTENERS

ITEM#	SIZE	SERIES	QTY	BOLT	TNUT
651234	Small	10	2	1/4-20 x 1/2" SHCS	Economy
651201	Medium	15	2	5/16-18 x 5/8" SHCS	Economy
651202	Large	15	2	5/16-18 X 3/4" SHCS	Economy

OFFSET DOOR HANDLE



- Mounts directly in Tslots or machined panel
- Matte glass filled nylon plastic, orange cover strip
- Fasteners included



ITEM#	SERIES	A	B	C	D	E	F	G	H	J
655076	10/15	5.120"	4.290"	3.460"	.260"	.380"	.940"	.980"	15°	1.730"

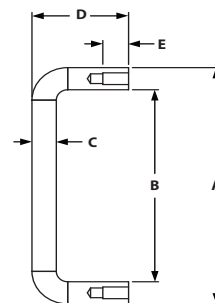
INCLUDED FASTENERS

ITEM#	QTY	DESCRIPTION
651023	2	1/4-20 x 5/8" BHSCS
651025	2	1/4-20 x 3/4" BHSCS
651163	2	1/4-20 Econ Tnut

STEEL DOOR HANDLES



- Mounts directly to panel
- Machining required



ITEM#	SERIES	A	B	C	D	E	F	G
655068	10/15	3.310"	2.690"	.310"	1.230"	.313"	8-32 TAP	3.000"

INCLUDED FASTENERS (MOUNT TO 1/4" PANEL)

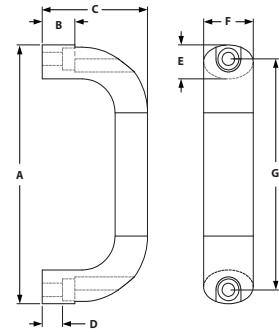
ITEM#	QTY	DESCRIPTION
651006	2	8-32 x 1/2" BHSCS

TSLOTS Hardware

ALUMINUM DOOR HANDLES



- Mounts directly in extrusion slot or machined panel
- Used for 15 series only
- Corrosion resistant



ITEM#	SERIES	A	B	C	D	E	F	G
655562	15	5.120"	.670"	2.170"	.425"	.670"	1.020"	4.570"

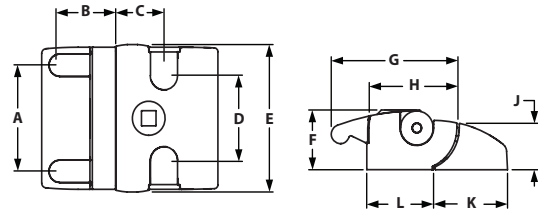
RECOMMENDED FASTENERS

ITEM#	SERIES	QTY	BOLT	TNUT
651117	15	2	1/4-20 x 3/4" SHCS	Economy

SLAM LATCH



- Die-cast black powder coat
- Ideal for cabinets and guarding



ITEM#	TYPE	SERIES	A	B	C	D	E	F	G	H	J	K	L
671072	Universal Key	15	2.205"	1.161"	1.063"	1.772"	3.071"	1.260"	2.717"	1.949"	1.000"	1.555"	1.437"
671073	Unique Key	15	2.205"	1.161"	1.063"	1.772"	3.071"	1.260"	2.717"	1.949"	1.000"	1.555"	1.437"
671074	No Key	15	2.205"	1.161"	1.063"	1.772"	3.071"	1.260"	2.717"	1.949"	1.000"	1.555"	1.437"

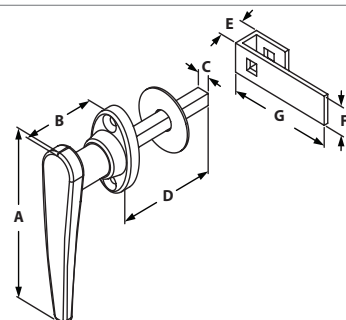
RECOMMENDED FASTENERS

ITEM#	SERIES	QTY	BOLT	TNUT
651725	15	4	1/4-20 x 5/8" BHCS	Economy

DELUXE DOOR HANDLE



- Corrosion resistant chrome finish
- Ideal for cabinets and guarding
- Door Latch Milling Machining Service required – item number 660086, page 469

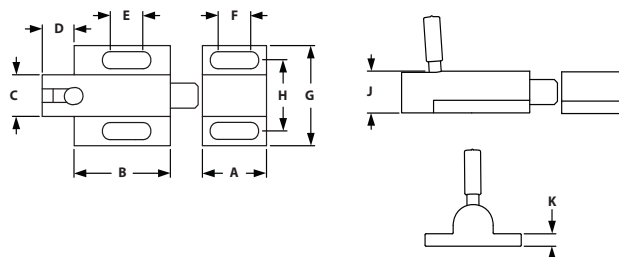


ITEM#	TYPE	SERIES	A	B	C	D	E	F	G
655053	Non-Locking	15	4.375"	2.000"	.312"	2.593"	.750"	.750"	2.750"
655061	Locking	15	4.375"	2.000"	.312"	2.593"	.750"	.750"	2.750"

0° DEADBOLT W/ TOP LATCH



- Positive, spring loaded deadbolt
- Ideal for enclosure doors
- Stainless steel bolt and spring



ITEM#	SERIES	A	B	C	D	E	F	G	H	J	K
655051	10/15	1.000"	1.500"	.625"	.500"	.507"	.500"	1.500"	1.062"	.625"	.187"

INCLUDED FASTENERS

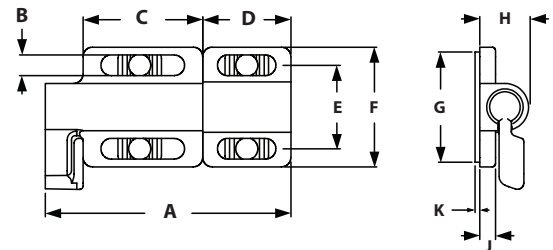
ITEM#	SERIES	QTY	DESCRIPTION
651022	10/15	4	1/4-20 x 1/2" SHCS
651163	10/15	4	1/4-20 Economy T-nut

TSLOTS Hardware

90° DEADBOLT LATCH



- Positive, spring loaded deadbolt
- Ideal for enclosure doors
- Stainless Steel bolt and spring



ITEM#	SERIES	A	B	C	D	E	F	G	H	J	K
655103	10/15	3.071"	.260"	1.496"	1.102"	1.043"	1.496"	1.378"	.630"	.197"	.059"

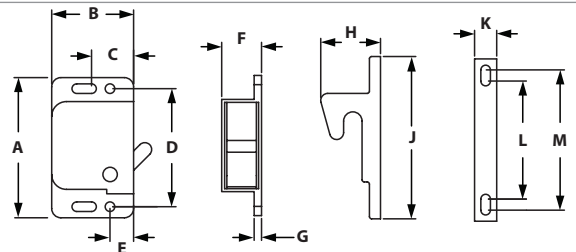
INCLUDED FASTENERS

ITEM#	QTY	DESCRIPTION
651022	4	1/4-20 SHCS
651163	4	1/4-20 Econ Tnut

GRABBER™ DOOR CATCH



- Mounts inside your enclosure
- Push to close, pull to open
- Spring loaded over center action
- 3 pull-up forces to choose from
- Corrosion resistant black ABS



ITEM#	PULL FORCE	SERIES	A	B	C	D	E	F	G	H	J	K	L	M
655067	3 lb	10/15	1.900"	1.110"	.570"	1.600"	.320"	.540"	.100"	.810"	2.200"	.300"	1.600"	1.900"
655085	5 lb	10/15	1.900"	1.110"	.570"	1.600"	.320"	.540"	.100"	.810"	2.200"	.300"	1.600"	1.900"
655118	10 lb	10/15	1.900"	1.110"	.570"	1.600"	.320"	.540"	.100"	.810"	2.200"	.300"	1.600"	1.900"

INCLUDED FASTENERS

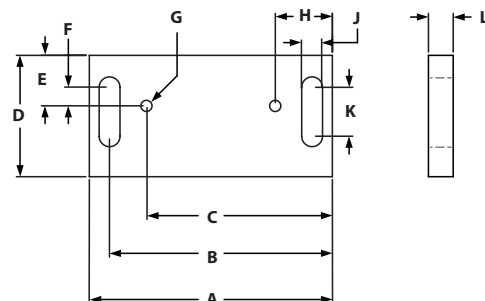
ITEM#	QTY	DESCRIPTION
651020	4	6-32 x 3/8" BHSCS

*Grabber™ Door Catch is a registered trademark of Southco, Inc.

GRABBER™ DOOR CATCH MOUNTING PLATES



◦ Mounts Grabber™ Door Catch to TSLOTS



ITEM#	SERIES	A	B	C	D	E	F	G	H	J	K
655117	10/15	3.000"	2.750"	2.295"	1.500"	.625"	.395"	6-32 Tap	.705"	.257"	.605"

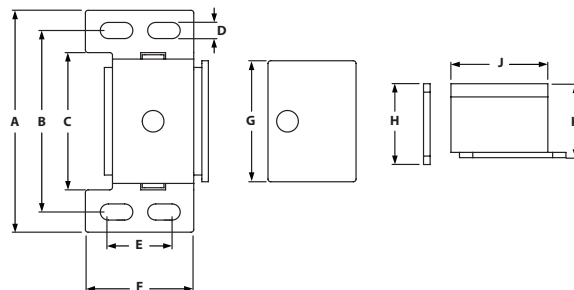
RECOMMENDED FASTENERS

ITEM#	SERIES	QTY	BOLT	TNUT	WASHER
651224	10	2	1/4-20 x 1/2" BHSCS	Drop-In	No
651130	10	2	1/4-20 x 1/2" BHSCS	Economy	No
651726	15	2	1/4-20 x 3/4" BHSCS	Drop-In	Yes
651727	15	2	1/4-20 x 3/4" BHSCS	Economy	Yes

MAGNETIC DOOR CATCH



- Ideal for latching panels in place
- Fasteners included
- To mount to extrusion, use Magnetic Door Catch Bracket above for 0° or 90° connection.



ITEM#	SERIES	A	B	C	D	E	F	G	H	J	K
655087	10/15	2.090"	1.570"	1.220"	.160"	.600"	1.000"	1.130"	.770"	.910"	.700"

INCLUDED FASTENERS

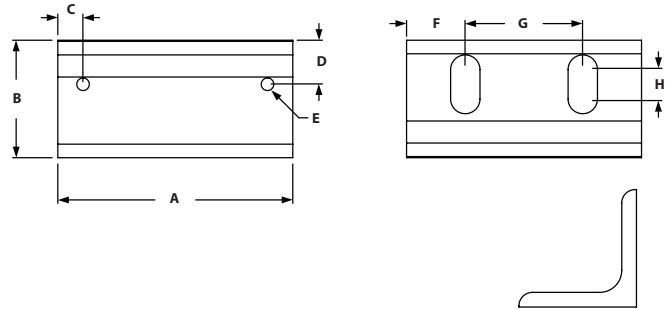
ITEM#	QTY	DESCRIPTION
651466	1	6-32 X 1/2 FHSCS
651020	2	6-32 X 3/8 BHSCS
651465	3	6-32 Black Zinc Tnut

TLOTS Hardware

MAGNETIC DOOR CATCH BRACKET



◦ Use with Magnetic Door Catch



ITEM#	SERIES	A	B	C	D	E-TAP	F	G	H
655471	10/15	2.000"	1.000"	.220"	.380"	6-32	.500"	1.000"	.250"

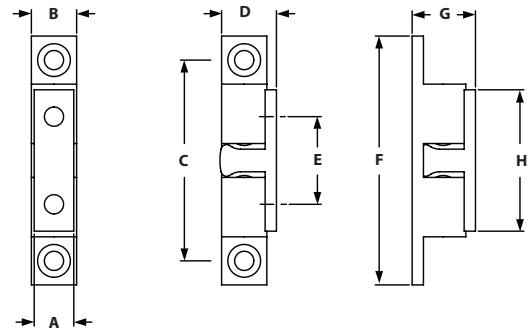
INCLUDED FASTENERS

ITEM#	QTY	DESCRIPTION
651021	2	1/4-20 x 1/2" BHSCS
651080	2	1/4" Washer
651163	2	1/4-20 Econ Tnut

DOUBLE BALL CATCH



◦ Brass - chrome plated
 ◦ Quick catch for doors, adjustable clamping force
 ◦ Can clamp in 2 positions (sideways/front)

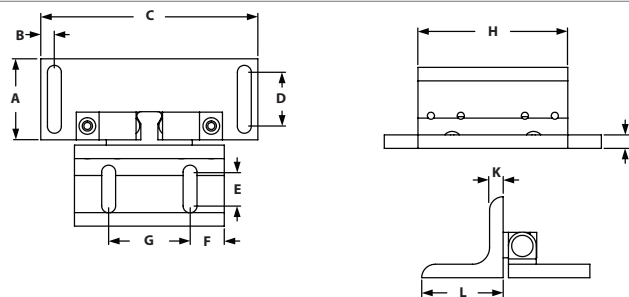


ITEM#	SERIES	A	B	C	D	E	F	G	H
657169	10/15	.472"	.512"	2.283"	.598"	1.181"	2.693"	.713"	1.583"

DOUBLE BALL CATCH ASSEMBLY



- Assembly comes with Ball catch bracket, plate, and Double Ball Catch, fasteners included
- Tension adjustable with two spring-loaded screws
- Strong and durable



ITEM#	SERIES	A	B	C	D	E	F	G	H	J	K	L
699769	10/15	1.500"	.250"	4.000"	1.000"	.625"	.630"	1.500"	2.760"	.250"	.250"	1.500"

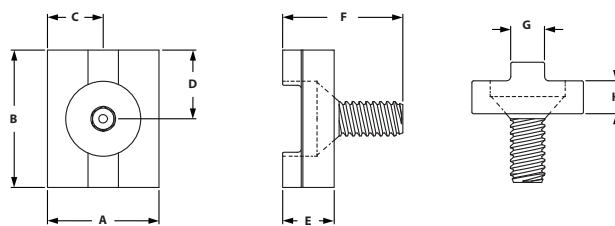
INCLUDED FASTENERS

ITEM#	QTY	DESCRIPTION
657169	1	Double Ball Catch
699766	1	Ball Catch Bracket
699768	1	Ball Catch Plate
651024	4	1/4-20 x 5/8" SHCS
651105	4	1/4-20 Econ Tnut
651680	4	M4 x .8 FHSCS

DOOR GLIDES



- Bolts to profile and rotates and the door moves
- Used for profiles to glide along the profile
- Made from UHMW polyethelene



ITEM#	SERIES	A	B	C	D	E	F	G	H
655065	10	.812"	1.000"	.406"	.500"	.375"	.875"	.246"	.240"
655066	15	1.240"	1.500"	.620"	.750"	.375"	.875"	.308"	.240"

INCLUDED FASTENERS

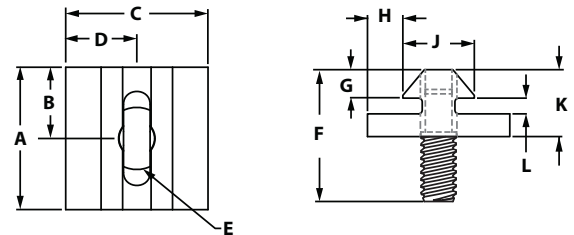
ITEM#	SERIES	QTY	DESCRIPTION
651180	10	1	1/4-20 x 5/8" FHSCS
651182	15	1	5/16-18 x 3/4" FHSCS

TSLOTS Hardware

TOP MOUNT BI-FOLD DOOR HANGER



- Allows you to make a sliding or bi-fold door without using a bottom sliding rail.
- Fastens to extrusion end
- Rotates freely as door pivots
- Made from UHMW polyethylene

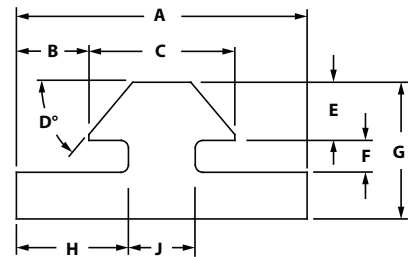


ITEM#	SERIES	THREAD	A	B	C	D	E	F	G	H	J	K	L
655057	10	1/4-20	1.000"	.500"	1.000"	.500"	1/4-20	.920"	.200"	.250"	.500"	.470"	.110"
655050	15	5/16-18	1.500"	.750"	1.500"	.750"	5/16-18	1.710"	.265"	.365"	.770"	.700"	.195"

TOP MOUNT BI-FOLD DOOR HANGER PROFILE

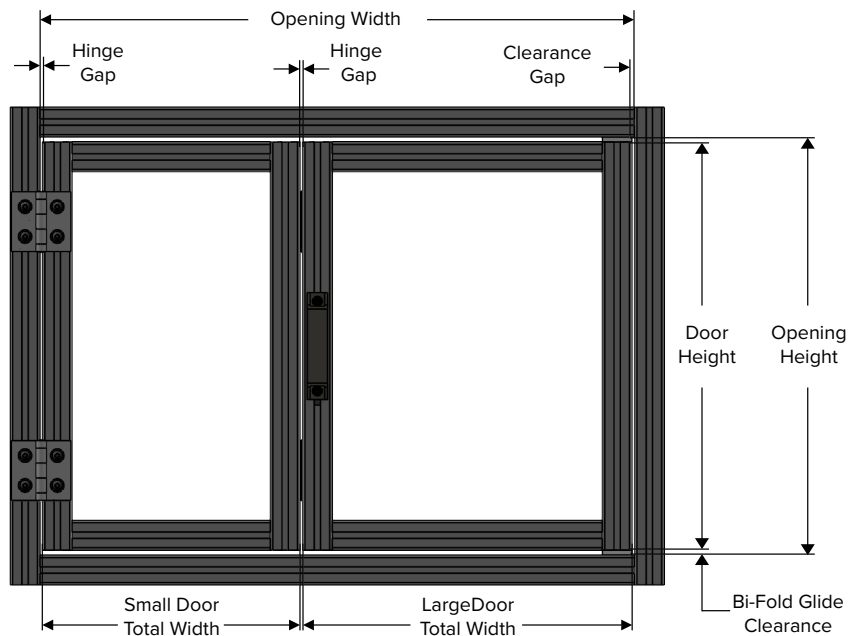


- Allows you to make your own door hangers
- Made from UHMW polyethylene



ITEM#	SERIES	LENGTH	A	B	C	D	E	F	G	H	J
657054	10	145"	1.000"	.250"	.500"	50°	.200"	.110"	.470"	.385"	.230"
657087	15	145"	1.500"	.365"	.770"	45°	.265"	.195"	.700"	.600"	.300"

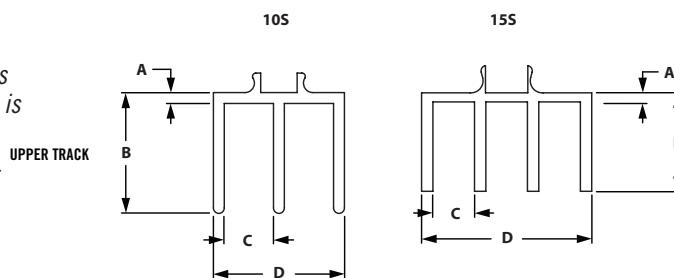
1. Select profile for building your bi-fold door. Typically the same as the frame.
2. Determine the opening width for your doors.
3. Select your hinge type and identify the hinge gap between profiles the for selected hinge.
4. Choose the total width for each inside door you wish to use, subtract all hinge and clearance gaps.



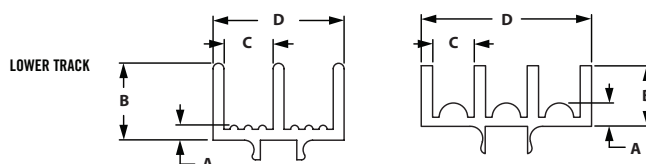
DOOR SLIDE TRACK



- Snaps into T-Slot
- Deeper slot in upper track allows panel to be inserted after frame is assembled
- Radius bearing surface in lower track allows for easier sliding



For panel height subtract
.500" from overall height

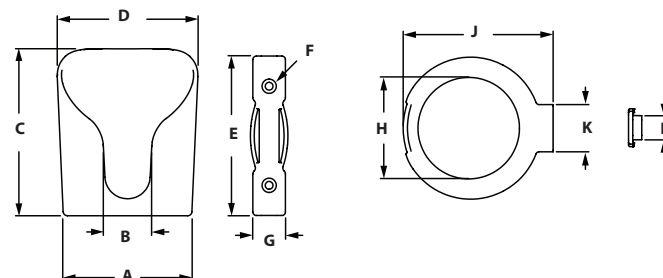


ITEM#	SERIES	TRACK	FINISH	LENGTH	A	B	C	D
655189	10	Upper	Clear	145"	.620"	.688"	.281"	.750"
655188	15	Upper	Clear	145"	.060"	.650"	.275"	1.125"
654188	15	Upper	Black	145"	.060"	.650"	.275"	1.125"
655191	10	Lower	Clear	145"	.085"	.438"	.281"	.750"
655190	15	Lower	Clear	145"	.154"	.400"	.275"	1.125"
654190	15	Lower	Black	145"	.154"	.400"	.275"	1.125"

CUP HOLDER



- Black Nylon



ITEM#	SERIES	VERSION	A	B	C	D	E	F	G	H	J	K	L
671078	15	Open Bottom	3.583"	1.339"	4.646"	3.909"	4.409"	.216"	.906"	2.795"	4.173"	1.299"	.276"
671079	15	Closed Bottom	3.583"	1.339"	4.646"	3.909"	4.409"	.216"	.906"	N/A	4.173"	1.299"	.276"

RECOMMENDED FASTENERS

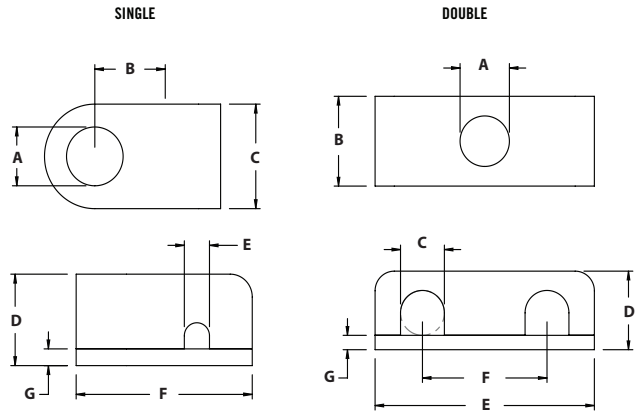
ITEM #'s	QTY	VERSION	DESCRIPTION
651728	2	Open Bottom	M5 x 16mm FHSCS & M5 Hammer Nut
651729	2	Closed Bottom	M5 x 20mm FHSCS & M5 Hammer Nut

TSLOTS Hardware

TUBE CLAMPS



- Organizes tubes and wires throughout your TSLOTS design
- Attaches easily to T-Slot
- Mounts 1/8" through 1" O.D. tubing and wires
- Oil, chemical and acid resistant
- Stackable design



SINGLE

ITEM#	SERIES	WIRE SIZE	A	B	C	D	E	F	G
655331	10/15	1/8"	.281"	.375"	.500"	.438"	.125"	.875"	.063"
655332	10/15	1/4"	.281"	.375"	.500"	.438"	.250"	.875"	.063"
655333	10/15	3/8"	.281"	.438"	.625"	.563"	.375"	1.063"	.063"
655334	10/15	1/2"	.281"	.563"	.813"	.875"	.500"	1.375"	.063"
655335	10/15	3/4"	.281"	.750"	.813"	1.188"	.750"	1.688"	.063"
655336	10/15	1"	.281"	.750"	.813"	1.188"	1.000"	1.688"	.063"

DOUBLE

ITEM#	SERIES	WIRE SIZE	A	B	C	D	E	F	G
655337	10/15	1/8"	.281"	.500"	.125"	.438"	1.250"	.688"	.063"
655338	10/15	1/4"	.281"	.500"	.250"	.438"	1.250"	.688"	.063"
655339	10/15	3/8"	.281"	.625"	.375"	.563"	1.563"	.875"	.063"
655340	10/15	1/2"	.281"	.813"	.500"	.875"	2.125"	1.188"	.063"
655341	10/15	3/4"	.281"	.813"	.750"	1.188"	2.813"	1.500"	.063"
655342	10/15	1"	.281"	.813"	1.000"	1.188"	2.813"	1.500"	.063"

10S RECOMMENDED FASTENERS

ITEM#	WIRE/TUBE SIZE	QTY	BOLT	TNUT
651117	1/8"	1	1/4-20 x 3/4" SHCS	Economy
651117	1/4"	1	1/4-20 x 3/4" SHCS	Economy
651118	3/8"	1	1/4-20 x 7/8" SHCS	Economy
651120	1/2"	1	1/4-20 x 1-1/4" SHCS	Economy
651121	3/4"	1	1/4-20 x 1-1/2" SHCS	Economy
651121	1"	1	1/4-20 x 1-1/2" SHCS	Economy

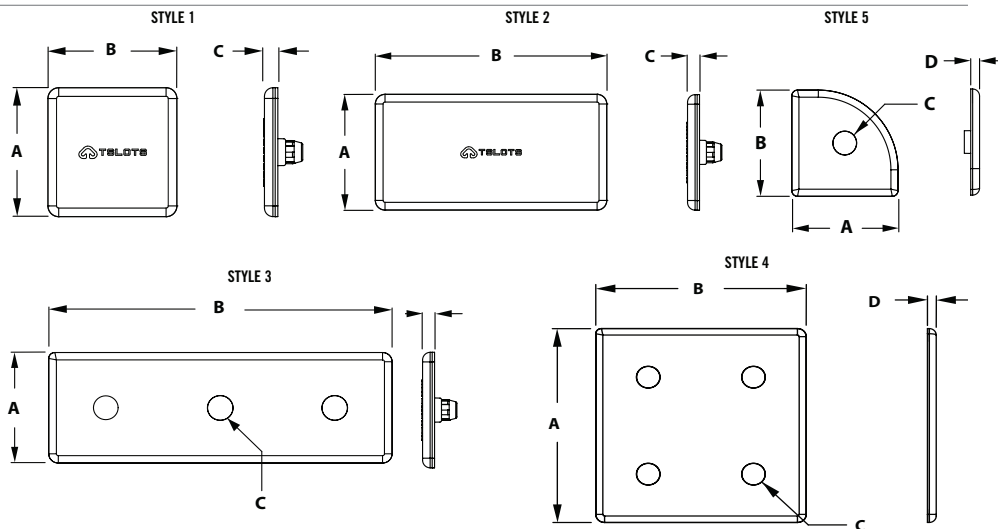
15S RECOMMENDED FASTENERS

ITEM#	WIRE/TUBE SIZE	QTY	BOLT	TNUT
651735	1/8"	1	1/4-20 x 7/8" SHCS	Economy
651735	1/4"	1	1/4-20 x 7/8" SHCS	Economy
651736	3/8"	1	1/4-20 x 1" SHCS	Economy
651737	1/2"	1	1/4-20 x 1-1/4" SHCS	Economy
651738	3/4"	1	1/4-20 x 1-1/2" SHCS	Economy
651738	1"	1	1/4-20 x 1-1/2" SHCS	Economy

END CAPS



- Allows you to cap off extrusion ends
- Can be mounted with 1/4-20 or 5/16-18 fasteners (tapped extrusion)



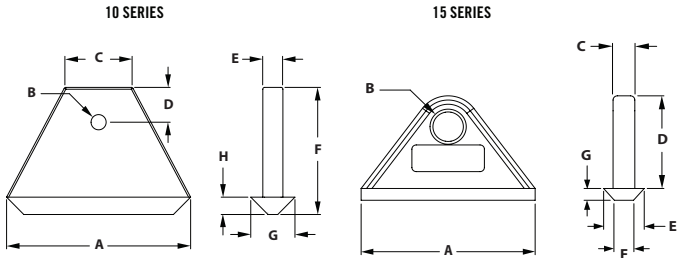
ITEM#	SERIES	COLOR	MATERIAL	STYLE	A	B	C	D
655000	10	Black	Nylon PA	1	1.000"	1.000"	.125"	
655025	15	Black	Nylon PA	1	1.500"	1.500"	.155"	
655850	15	Blue	Nylon PA	1	1.500"	1.500"	.155"	
655010	10	Black	Nylon PA	2	1.000"	2.000"	.125"	
655035	15	Black	Nylon PA	2	1.500"	3.000"	.155"	
655851	15	Blue	Nylon PA	2	1.500"	3.000"	.155"	
655015	10	Black	Nylon PA	3	1.000"	3.000"	.280"	.130"
655040	15	Black	Nylon PA	3	1.500"	4.500"	.340"	.130"
655020	10	Black	Nylon PA	4	2.000"	2.000"	.280"	.130"
655045	15	Black	Nylon PA	4	3.000"	3.000"	.340"	.130"
655005	10	Black	Nylon PA	5	1.000"	1.000"	.280"	.130"
655030	15	Black	Nylon PA	5	1.500"	1.500"	.340"	.130"

INCLUDED PUSH-IN FASTENERS

ITEM#	SERIES	HOLE DIAMETER
651084	10	.197"
651090	15	.250"

TSLOTS Hardware

TOOL HANGERS



- Ideal for hanging air tools, cable reels, heavy door panels or transporting cables
- Slides into the extrusion end and moves easily in the slot
- 100 lb. Capacity
- Snap Hook Tool “doesn’t” fit 10s hanger

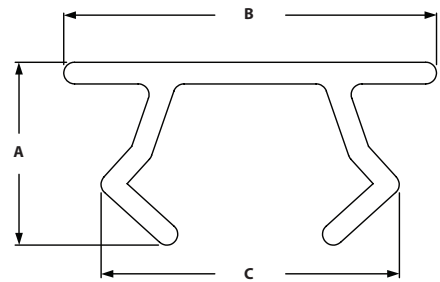
ITEM#	SERIES	A	B	C	D	E	F	G	H
655095	10	2.000"	.164"	.713"	.375"	.218"	1.370"	.480"	.187"
655096	15	2.362"	.413"	.295"	1.299"	.551"	.260"	.165"	N/A

ITEM#	SLOT
671018	Snap Hook Tool

ECONOMY TSLOT COVER



- Keeps dust and debris out of the T-slot
- Covers wires and tubes in T-slot
- Variety of colors available



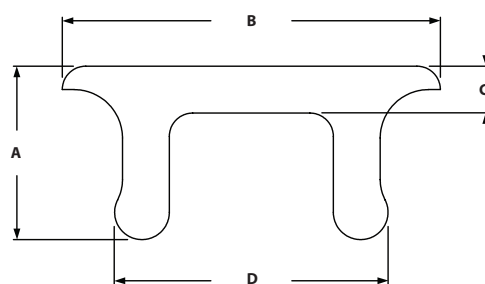
ITEM#	SERIES	LENGTH	COLOR	A	B	C
655520	10	72"	Yellow	.211"	.430"	.313"
655521	10	72"	Black	.211"	.430"	.313"
655522	10	72"	Gray	.211"	.430"	.313"
655523	15	72"	Yellow	.282"	.505"	.416"
655524	15	72"	Black	.282"	.505"	.416"
655525	15	72"	Gray	.282"	.505"	.416"
655526	15	72"	Red	.282"	.505"	.416"
655527	15	72"	Blue	.282"	.505"	.416"
655528	15	72"	Orange	.282"	.505"	.416"

Pressure Manifold Plates

DELUXE T SLOT COVER



- Keeps dust and debris out of the T-slot
- Covers wires and tubes in T-slot
- Thicker and more durable than Economy Tslot Cover

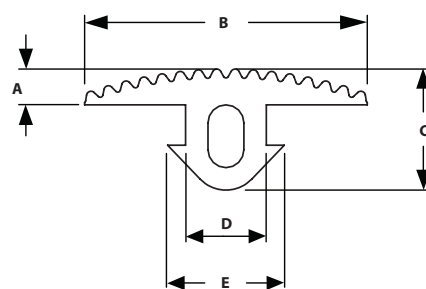


ITEM#	SERIES	LENGTH	COLOR	A	B	C	D
655105	15	96"	Black	.275"	.484"	.080"	.354"
655106	15	96"	Gray	.275"	.484"	.080"	.354"

T SLOT COVER PROFILE



- Can be used as an anti-slip stair tread
- Sold by the meter
- Specify desired length- 50 meters max length

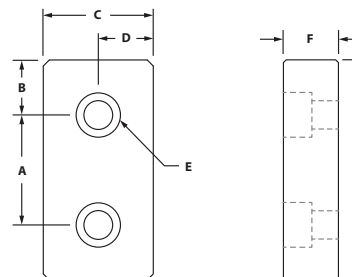


ITEM#	SERIES	A	B	C	D	E
655762	15	.157"	1.224"	.516"	.335"	.472"

2 HOLE BLANK PRESSURE MANIFOLDS



- Compatible with most fluids and gases
- Allows you to pressurize your machine
- 150 p.s.i. maximum pressure



ITEM#	SERIES	A	B	C	D	E-BOLT SIZE	F	G
655257	10	1.000"	.500"	1.000"	.500"	1/4 SHCS	.500"	2.000"
655256	15	1.500"	.750"	1.500"	.750"	5/16 SHCS	.750"	3.000"

INCLUDED FASTENERS

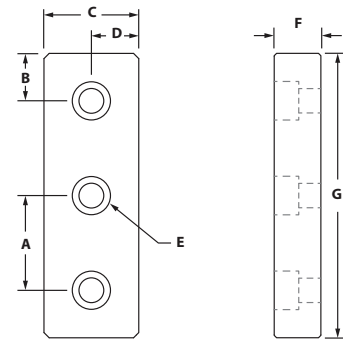
BOLT ITEM	SERIES	BOLT	QTY	GASKET	QTY
651028	10	1/4-20 x 7/8" SHCS	2	655142	1
651059	15	5/16-18 x 1" SHCS	2	655143	1

TSLOTS Hardware

3 HOLE BLANK PRESSURE MANIFOLDS



- Compatible with most fluids and gases
- Allows you to pressurize your machine
- 150 p.s.i. maximum pressure



ITEM#	SERIES	A	B	C	D	E-BOLT SIZE	F	G
655303	10	1.000"	.500"	1.000"	.500"	1/4 SHCS	.500"	3.000"
655150	15	1.500"	.750"	1.500"	.750"	5/16 SHCS	.750"	4.500"

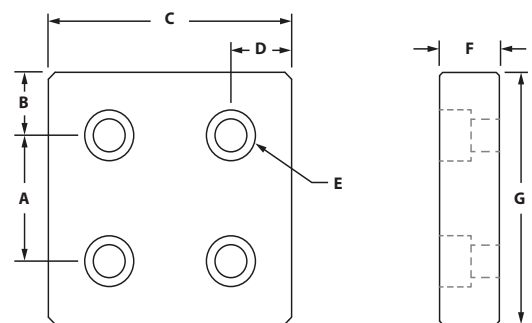
INCLUDED FASTENERS

BOLT ITEM	SERIES	BOLT	QTY	GASKET	QTY
651028	10	1/4-20 x 7/8" SHCS	3	655161	1
651059	15	5/16-18 x 1" SHCS	3	655125	1

4 HOLE BLANK PRESSURE MANIFOLDS



- Compatible with most fluids and gases
- Allows you to pressurize your machine
- 150 p.s.i. maximum pressure



ITEM#	SERIES	A	B	C	D	E-BOLT SIZE	F	G
655258	10	1.000"	.500"	2.000"	.500"	1/4 SHCS	.500"	2.000"
655259	15	1.500"	.750"	3.000"	.750"	5/16 SHCS	.750"	3.000"

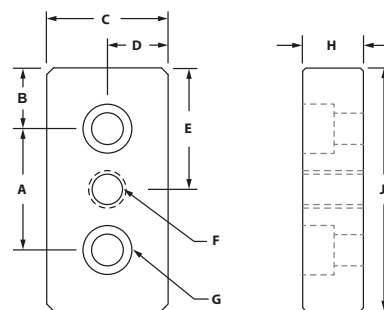
INCLUDED FASTENERS

BOLT ITEM	SERIES	BOLT	QTY	GASKET	QTY
651028	10	1/4-20 x 7/8" SHCS	4	655144	1
651059	15	5/16-18 x 1" SHCS	4	655145	1

3 HOLE END MOUNT PRESSURE MANIFOLDS



- Compatible with most fluids and gases
- Allows you to pressurize your machine
- 150 p.s.i. maximum pressure



ITEM#	SERIES	A	B	C	D	E	F-THREAD	G-BOLT SIZE	H	J
655141	10	1.000"	.500"	1.000"	.500"	1.000"	1/4" NPT	1/4 SHCS	.500"	2.000"
655140	15	1.500"	.750"	1.500"	.750"	1.500"	3/8" NPT	5/16 SHCS	.750"	3.000"

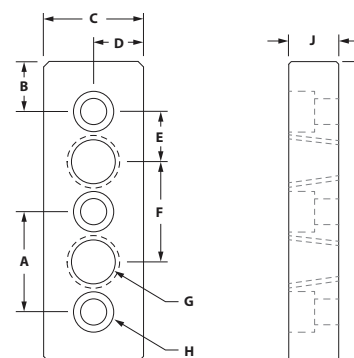
INCLUDED FASTENERS

BOLT ITEM	SERIES	BOLT	QTY	GASKET	QTY
651028	10	1/4-20 x 7/8" SHCS	2	655142	1
651059	15	5/16-18 x 1" SHCS	2	655143	1

5 HOLE END MOUNT PRESSURE MANIFOLDS



- Compatible with most fluids and gases
- Allows you to pressurize your manifold
- 150 p.s.i. maximum pressure



ITEM#	SERIES	A	B	C	D	E	F	G-THREAD	H-BOLT SIZE	J	K
655304	10	1.000"	.500"	1.000"	.500"	.500"	1.000"	1/4" NPT	1/4 SHCS	.500"	3.000"
655151	15	1.500"	.750"	1.500"	.750"	.750"	1.500"	3/8" NPT	5/16 SHCS	.750"	4.500"

INCLUDED FASTENERS

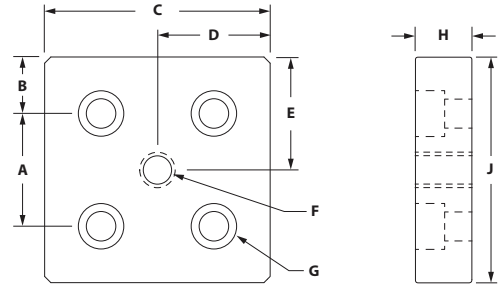
BOLT ITEM	SERIES	BOLT	QTY	GASKET	QTY
651028	10	1/4-20 x 7/8" SHCS	3	655161	1
651059	15	5/16-18 x 1" SHCS	3	655125	1

TSLOTS Hardware

5 HOLE SQUARE END MOUNT PRESSURE MANIFOLDS



- Compatible with most fluids and gases
- Allows you to pressurize your machine
- 150 p.s.i. maximum pressure



ITEM#	SERIES	A	B	C	D	E	F-THREAD	G-BOLT SIZE	H	J
655148	10	1.000"	.500"	2.000"	1.000"	1.000"	3/8" NPT	1/4 SHCS	.500"	2.000"
655149	15	1.500"	.750"	3.000"	1.500"	1.500"	1/2" NPT	5/16 SHCS	.750"	3.000"

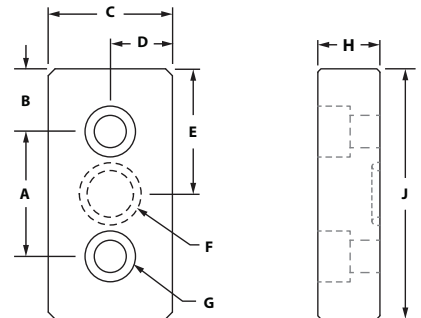
INCLUDED FASTENERS

BOLT ITEM	SERIES	BOLT	QTY	GASKET	QTY
651028	10	1/4-20 x 7/8" SHCS	4	655144	1
651059	15	5/16-18 x 1" SHCS	4	655145	1

BLANK SIDE MOUNT PRESSURE MANIFOLD



- Compatible with most fluids and gases
- Allows you to pressurize your machine
- 150 p.s.i. maximum pressure



ITEM#	SERIES	A	B	C	D	E	F-"O"RING	G-BOLT SIZE	H	J
655308	10	1.000"	.500"	1.000"	.500"	1.000"	1/2" OD	1/4 SHCS	.500"	2.000"
655307	15	1.500"	.750"	1.500"	.750"	1.500"	1" OD	5/16 SHCS	.750"	3.000"

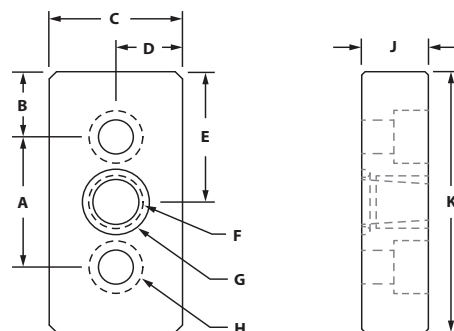
INCLUDED FASTENERS

BOLT ITEM	SERIES	QTY	BOLT	TNUT	TYPE	QTY	"O"RING	QTY
651022	10	2	1/4-20 x 1/2" SHCS	651163	Economy	2	655147	1
651057	15	2	5/16-18 x 7/8" SHCS	651097	Economy	2	655146	1

3 HOLE SIDE MOUNT PRESSURE MANIFOLD



- Compatible with most fluids and gases
- Allows you to pressurize your machine
- 150 p.s.i. maximum pressure



ITEM#	SERIES	A	B	C	D	E	F-THREAD	G-"O"RING	H-BOLT SIZE	J	K
655300	10	1.000"	.500"	1.000"	.500"	1.000"	1/8" NPT	1/2" OD	1/4 SHCS	.500"	2.000"
655301	15	1.500"	.750"	1.500"	.750"	1.500"	1/4" NPT	1" OD	5/16 SHCS	.750"	3.000"
655302	15	1.500"	.750"	1.500"	.750"	1.500"	3/8" NPT	1" OD	5/16 SHCS	.750"	3.000"

INCLUDED FASTENERS

BOLT ITEM	SERIES	QTY	BOLT	TNUT	TYPE	QTY	"O"RING	QTY
651022	10	2	1/4-20 x 1/2" SHCS	651163	Economy	2	655147	1
651057	15	2	5/16-18 x 7/8" SHCS	651097	Economy	2	655146	1

REPLACEMENT GASKETS AND O-RINGS

GASKETS

ITEM#	SIZE	MATERIAL
655142	1" x 2"	CR-20*
655144	2" x 2"	CR-20*
655143	1.5" x 3"	CR-20*
655125	1.5" x 4.5"	CR-20*
655145	3" x 3"	CR-20*

O-Rings

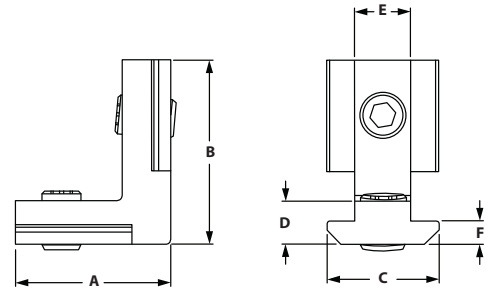
ITEM#	SIZE	MATERIAL
655147	1" x 2"	Rubber
655146	1.5" x 3"	Rubber

TSLOTS Hardware

INNER CONNECTORS



- Connects two extrusions at a 90° angle
- No machining required

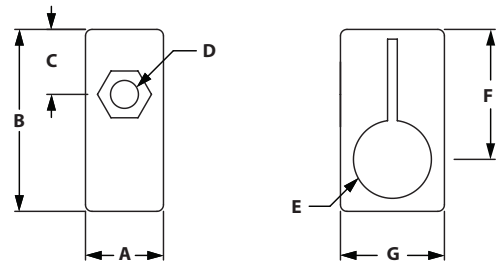


ITEM#	SERIES	A	B	C	D	E	F
671653	10	.827"	.827"	.445"	.177"	.236"	.118"
671654	15	.827"	1.181"	.622"	.307"	.315"	.150"

SENSOR MOUNTING BLOCK



- Attach sensors to extrusion profiles, fully adjustable
- Black, fiberglass reinforced nylon



ITEM#	SERIES	A	B	C	D	E	F	G
655764	10/15	.472"	1.102"	.394"	.169"	.256"	.787"	.630"

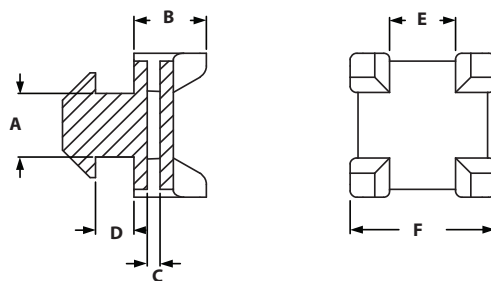
RECOMMENDED FASTENERS

ITEM #'s	SERIES	QTY	DESCRIPTION
651730	10	1	8-32 x 3/4" SHCS & 8-32 Drop-in Tnut
651731	15	1	8-32 x 1" SHCS & 8-32 Drop-in Tnut

CROSS CABLE BINDING BLOCK



- To secure cables to extrusion in two directions
- Can be mounted into the slot by a quarter turn
- Fiberglass reinforced nylon



ITEM#
671042

SERIES
15

A
.315"

B
.433"

C
.079"

D
.157"

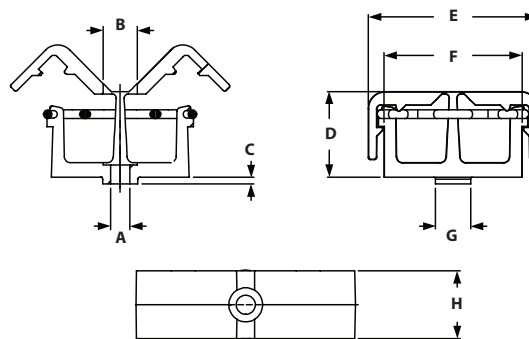
E
.393"

F
.866"

CLIP CABLE BINDER



- Max cable diameter 0.5"
- Fix cables to without need of cable ties
- Can be opened and closed



ITEM#
671089

SERIES
15

A
.177"

B
.315"

C
.181"

D
.787"

E
1.575"

F
1.283"

G
.315"

H
.630"

RECOMMENDED FASTENERS

ITEM #'s
651732

SERIES
15

QTY
1

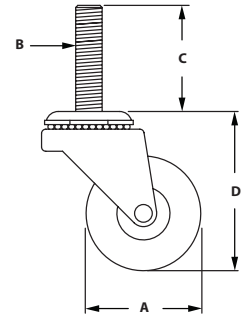
DESCRIPTION
8-32 x 5/8" SHCS & 8-32 Drop-In Tnut

Casters

THREADED STEM SWIVEL CASTERS



- Mounts directly to 15S extrusion end or 10S & 15S base plates
- 70-150 lb. Capacity
- See page 156-159 for base plates

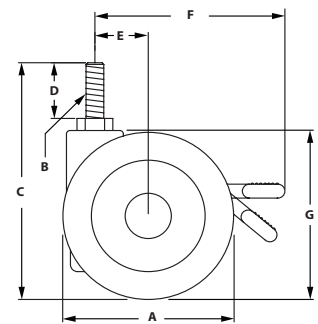


ITEM#	SERIES	CAPACITY	A	B	C	D-LOAD HEIGHT	WHEEL COLOR	BRAKE
655231	10/15	70 lbs	1.620"	3/8-16	1.500"	2.250"	Black	No
655232	10/15	75 lbs	2.000"	3/8-16	1.500"	2.600"	Black	Yes
655233	10/15	95 lbs	3.000"	3/8-16	1.500"	3.600"	Black	Yes
655234	10/15	110 lbs	4.000"	7/16-14	1.500"	4.750"	Black	Yes
655235	10/15	125 lbs	5.000"	7/16-14	1.500"	5.800"	Black	Yes
655236	10/15	150 lbs	5.000"	7/16-14	1.500"	5.800"	Black	Yes

FURNITURE STYLE CASTERS

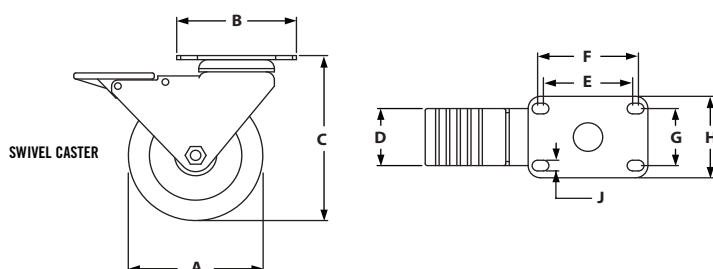
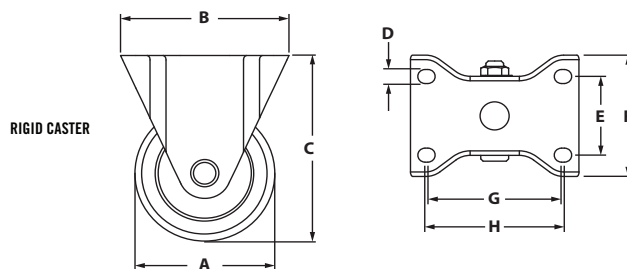


- Brake kits are optional on Furniture Style Casters
- Mounts directly to 15S extrusion end or 10S & 15S base plates
- 165 lb. to 265 lb. Capacity
- See page 156-159 for base plates



ITEM#	SERIES	CAPACITY	A	B	C	D	E	F	G-LOAD HEIGHT	WHEEL COLOR	BRAKE
655225	10/15	165 lbs	2.850"	3/8-16	4.400"	1.000"	.944"	3.660"	3.150"	Black	No
655226	10/15	165 lbs	2.850"	3/8-16	4.400"	1.000"	.944"	3.660"	3.150"	Black	Yes
655227	10/15	225 lbs	3.930"	3/8-16	5.820"	1.000"	1.370"	4.880"	4.330"	Black	No
655228	10/15	225 lbs	3.930"	3/8-16	5.820"	1.000"	1.370"	4.880"	4.330"	Black	Yes
655229	10/15	265 lbs	4.920"	1/2-13	6.730"	1.000"	1.370"	5.750"	5.240"	Black	No
655230	10/15	265 lbs	4.920"	1/2-13	6.730"	1.000"	1.370"	5.750"	5.240"	Black	Yes

FLANGE MOUNT CASTERS



◦ 165 lb. to 265 lb. Capacity

◦ See page 151 for Flange Mount Base Plates

RIGID CASTERS

ITEM#	SERIES	CAPACITY	A	B	C-LOAD HEIGHT	D	E	F	G	H	WHEEL COLOR
655239	10/15	210 lbs	3.000"	3.625"	3.813"	.328"	1.750"	2.375"	2.875"	3.000"	Black
655241	10/15	255 lbs	4.000"	3.625"	5.125"	.328"	1.750"	2.375"	2.875"	3.000"	Grey
655243	10/15	280 lbs	5.000"	3.625"	6.188"	.328"	1.750"	2.375"	2.875"	3.000"	Grey

SWIVEL CASTERS

ITEM#	SERIES	CAPACITY	A	B	C-LOAD HEIGHT	D	E	F	G	H	J	WHEEL COLOR	BRAKE
655245	10/15	210 lbs	3.000"	3.630"	4.125"	1.750"	2.813"	3.063"	1.75	2.500"	.340"	Black	Yes
655247	10/15	255 lbs	4.000"	3.630"	5.125"	1.750"	2.813"	3.063"	1.75	2.500"	.340"	Grey	Yes
655249	10/15	280 lbs	5.000"	3.630"	6.188"	1.750"	2.813"	3.063"	1.75	2.500"	.340"	Grey	Yes

RECOMMENDED FASTENERS (MOUNT TO BASE PLATE)

ITEM#	QTY	BOLT
651050	4	5/16-18 x 5/8" SHCS

Casters

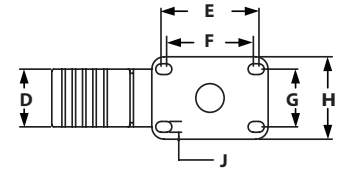
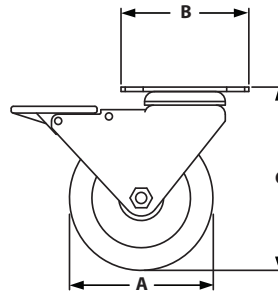
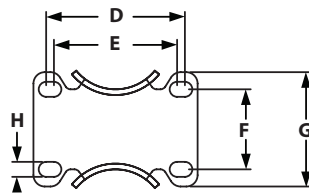
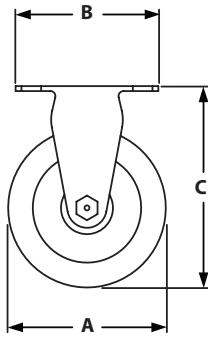
DELUXE FLANGE MOUNT CASTERS



- Total Lock brakes on all swivel casters – Press to lock – Press to unlock
- Double ball hardened raceways
- Zerk fittings in wheel bearing
- See page 151 for Flange Mount Base Plates

RIGID CASTER

SWIVEL CASTER



RIGID CASTERS

ITEM#	SERIES	CAPACITY	A	B	C-LOAD HEIGHT	D	E	F	G	H	J	WHEEL COLOR
655252	10/15	250 lbs	4.000"	3.630"	5.125"	1.750"	3.063"	2.813"	1.750"	2.500"	.340"	Dark Red
655253	10/15	250 lbs	5.000"	3.630"	6.187"	1.750"	3.063"	2.813"	1.750"	2.500"	.340"	Dark Red


SWIVEL CASTERS

ITEM#	SERIES	CAPACITY	A	B	C-LOAD HEIGHT	D	E	F	G	H	WHEEL COLOR	BRAKE
655250	10/15	250 lbs	4.000"	3.630"	5.125"	3.063"	2.813"	1.750"	2.500"	.340"	Dark Red	Yes
655251	10/15	250 lbs	5.000"	3.630"	6.187"	3.063"	2.813"	1.750"	2.500"	.340"	Dark Red	Yes

RECOMMENDED FASTENERS (MOUNT TO BASE PLATE)

ITEM#	QTY	BOLT
651050	4	5/16-18 x 5/8" SHCS

HEAVY DUTY FLANGE MOUNT CASTERS



RIGID CASTER

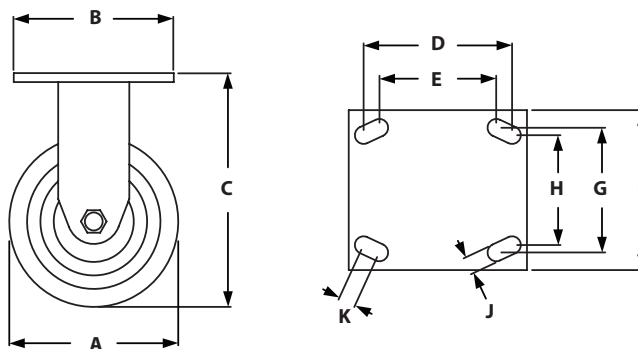


SWIVEL CASTER



SWIVEL CASTER W/BRAKE

- Comes in 5" and 6" diameters
- 425 lb. to 900 lb. capacity
- See page 152 for Heavy Duty Flange Mount Base Plates



RIGID CASTERS

ITEM#	SERIES	CAPACITY	A	B	C-LOAD HEIGHT	D	E	F	G	H	J	K	WHEEL COLOR	BRAKE
655459	15	425 lbs	5.000"	4.500"	6.500"	3.620"	3.000"	4.000"	3.000"	2.620"	.420"	.562"	Gray	No
655461	15	475 lbs	6.000"	4.500"	7.500"	3.620"	3.000"	4.000"	3.000"	2.620"	.420"	.562"	Black	No
655463	15	750 lbs	5.000"	4.500"	6.500"	3.620"	3.000"	4.000"	3.000"	2.620"	.420"	.562"	Dark Red	No
655465	15	900 lbs	6.000"	4.500"	7.500"	3.620"	3.000"	4.000"	3.000"	2.620"	.420"	.562"	Dark Red	No

SWIVEL CASTERS

ITEM#	SERIES	CAPACITY	A	B	C-LOAD HEIGHT	D	E	F	G	H	J	K	WHEEL COLOR	BRAKE
655458	15	425 lbs	5.000"	4.500"	6.500"	3.620"	3.000"	4.000"	3.000"	2.620"	.420"	.562"	Gray	No
655460	15	475 lbs	6.000"	4.500"	7.500"	3.620"	3.000"	4.000"	3.000"	2.620"	.420"	.562"	Black	No
655462	15	750 lbs	5.000"	4.500"	6.500"	3.620"	3.000"	4.000"	3.000"	2.620"	.420"	.562"	Dark Red	No
655744	15	700 lbs	6.000"	4.500"	7.500"	3.625"	3.000"	4.000"	3.000"	2.625"	.420"	.562"	Black	Yes
655464	15	900 lbs	6.000"	4.500"	7.500"	3.620"	3.000"	4.000"	3.000"	2.620"	.420"	.562"	Dark Red	No

RECOMMENDED FASTENERS (MOUNT TO BASE PLATE)

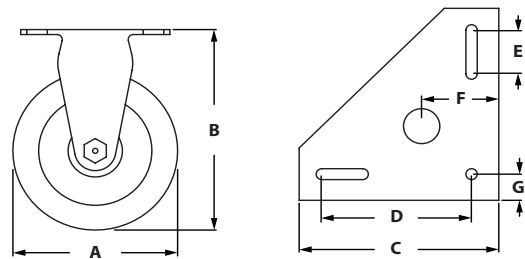
ITEM#	QTY	BOLT
651062	4	3/8-16 x 3/4" SHCS

Casters

TRIANGULAR TOP PLATE CASTERS



- Triangular Top Plate mounts directly to extrusion
- Triangular Top Plate Caster features both swivel and wheel lock



ITEM#	SERIES	CAPACITY	A	B-LOAD HEIGHT	C	D	E	F	G	WHEEL COLOR	BRAKE
655254	10/15	250 lbs	4.000"	5.750"	5.500"	4.125"	1.250"	2.125"	.750"	Green	Yes
681916	10/15	250 lbs	4.000"	5.750"	5.500"	4.125"	1.250"	2.125"	.750"	Gray	Yes
681917	10/15	275 lbs	5.000"	5.750"	5.500"	4.125"	1.250"	2.125"	.750"	Gray	Yes

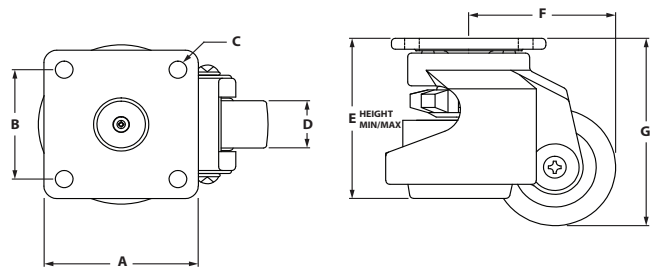
RECOMMENDED FASTENERS

ITEM#	SERIES	QTY	BOLT	TNUT	WASHER
651238	10	3	1/4-20 x 1/2" SHCS	Economy	Yes
651209	15	3	5/16-18 x 5/8" SHCS	Economy	Yes

LEVELING CASTERS



- Leveling and mobility features
- Available in 3 sizes
- See page 152 for base plate options



ITEM#	SERIES	CAPACITY	A	B	C	D	E	F	G	WHEEL COLOR
659433	15	550 lbs	2.874"	2.283"	.276"	.945"	2.705"/3.650"	2.362"	3.229"	Black
680466	15	1300 lbs	3.543"	2.756"	.315"	1.142"	3.429"/4.607"	3.051"	4.016"	Black
655714	15	2200 lbs	3.740"	2.756"	.433"	1.193"	4.035"/5.196"	3.563"	4.724"	Black

RECOMMENDED FASTENERS (MOUNT TO BASE PLATE)

ITEM#	QTY	BOLT	BASE PLATE # FOR	CASTER #
651027	4	1/4-20 x 3/4" SHCS	659432	659433
651052	4	5/16-18 x 3/4" SHCS	680465	680466
651062	4	3/8-16 x 3/4" SHCS	655715	655714

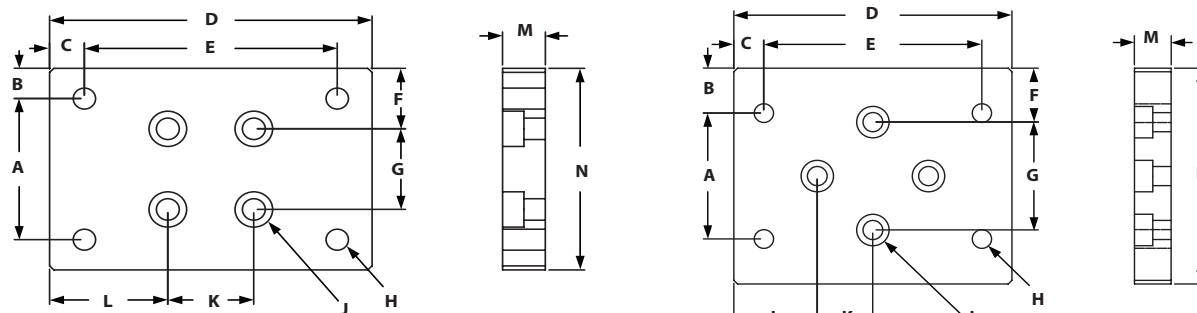
FLANGE MOUNT CASTER BASE PLATE



- Mounts Flange Mount Caster and Deluxe Flange Mount Caster to extrusion
- Mount Base Plate to either extrusion end or slot

STYLE 1

STYLE 2



STYLE 1

ITEM#	FINISH	SERIES	A	B	C	D	E	F	G	H-TAP	J	K	L	M	N
655279	Clear	10	1.750"	.375"	.405"	3.750"	2.940"	.750"	1.000"	5/16-18	1/4-20	1.000"	1.375"	.500"	2.500"
655281	Clear	15	1.750"	.625"	.405"	3.750"	2.940"	.750"	1.500"	5/16-18	5/16-18	1.500"	1.125"	.750"	3.000"
654281	Black	15	1.750"	.625"	.405"	3.750"	2.940"	.750"	1.500"	5/16-18	5/16-18	1.500"	1.125"	.750"	3.000"

STYLE 2

ITEM#	FINISH	SERIES	A	B	C	D	E	F	G	H-TAP	J	K	L	M	N
655280	Clear	10	1.750"	.375"	.405"	3.750"	2.940"	.750"	1.000"	5/16-18	1/4-20	1.000"	1.175"	.500"	2.500"
655287	Clear	15	1.750"	.625"	.405"	3.750"	2.940"	.750"	1.500"	5/16-18	1/4-20	1.500"	1.175"	.750"	3.000"

RECOMMENDED FASTENERS (EXTRUSION SLOT)

ITEM#	SERIES	QTY	BOLT	TNUT
651234	10	4	1/4-20 x 1/2" SHCS	Economy
651205	15	4	5/16-18 x 7/8" SHCS	Economy

RECOMMENDED FASTENERS (EXTRUSION END)

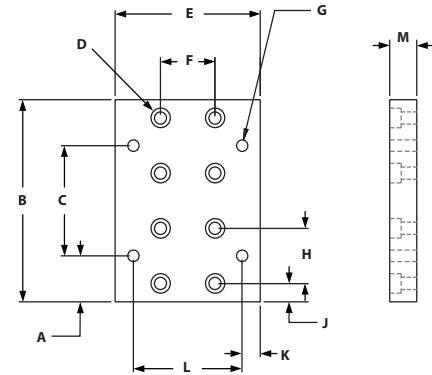
ITEM#	SERIES	QTY	BOLT
651027	10	4	1/4-20 x 1/2" SHCS
651059	15	4	5/16-18 x 1" SHCS

Caster Base Plates

HEAVY DUTY FLANGE MOUNT CASTER PLATE



- Mount heavy duty casters to your TSLOTS frame
- Can mount on side or end of extrusion
- Can also be used as a joining plate



ITEM#	SERIES	A	B	C	D	E	F	G-TAP	H	J	K	L	M
655137	15	1.250"	5.500"	3.000"	5/16-18	4.000"	1.500"	3/8-16	1.500"	.500"	.500"	3.000"	.750"

RECOMMENDED FASTENERS (EXTRUSION SLOT)

ITEM#	SERIES	QTY	BOLT	TNUT
651205	15	8	5/16-18 x 7/8" SHCS	Economy

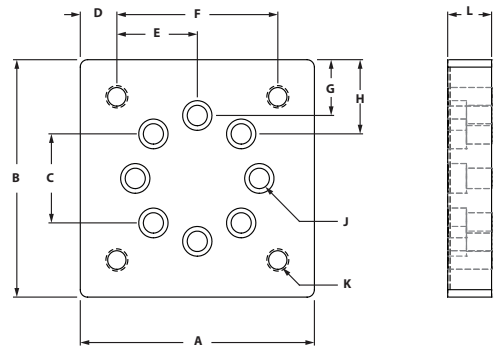
RECOMMENDED FASTENERS (EXTRUSION END)

ITEM#	QTY	BOLT
651059	8	5/16-18 x 1" SHCS

LEVELING CASTER BASE PLATES



- Mount leveling casters to your TSLOTS frame
- Mount Base Plate to either extrusion end or slot
- See page 150 for casters



ITEM#	SERIES	A	B	C	D	E	F	G	H	J	K-THREAD	L
659432	15	3.000"	3.000"	1.500"	.358"	1.142"	2.280"	.440"	.750"	5/16-18 SHCS	1/4-20	.750"
680465	15	3.500"	3.500"	1.500"	.375"	1.375"	2.750"	.689"	1.000"	5/16-18 SHCS	5/16-18	.750"
655715	15	4.000"	4.000"	1.500"	.625"	1.375"	2.750"	.940"	1.250"	5/16-18 SHCS	3/8-16	.750"

RECOMMENDED FASTENERS (EXTRUSION SLOT)

ITEM#	SERIES	QTY	BOLT	TNUT
651205	15	4	5/16-18 x 7/8" SHCS	Economy

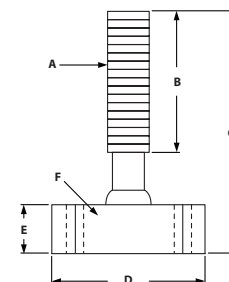
RECOMMENDED FASTENERS (EXTRUSION END)

ITEM#	QTY	BOLT
651060	4	5/16-18 x 1 1/4" SHCS

LARGE BASE GLIDES



- 3/8-16 can mount directly into 15 S extrusion end
- Ideal for heavy duty frames
- Large Base diameter - Nylon
- See pages 156-159 for base plates

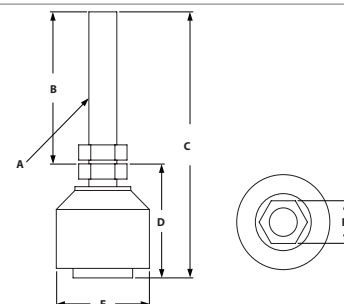


ITEM#	SERIES	A	B	C	D	E	F	LOAD CAPACITY
655167	10/15	3/8-16	3.000"	4.430"	1.970"	.700"	.256"	4000 lbs
655168	10/15	1/2-13	3.000"	4.430"	1.970"	.700"	.256"	4000 lbs
655165	10/15	3/8-16	3.000"	4.430"	3.150"	.700"	.354"	5000 lbs
655166	10/15	1/2-13	3.000"	4.430"	3.150"	.700"	.354"	5000 lbs

ECONOMY ANTI-VIBRATION MOUNT



- Reduces vibration transmission
- Level high precision or computerized machinery
- Gold irridite finish
- Black rubber vibration pad
- See pages 156-159 for base plates

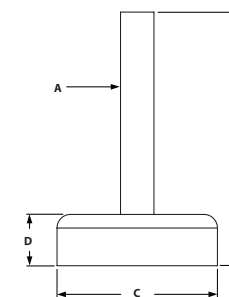


ITEM#	SERIES	A	B	C	D	E	F	LOAD CAPACITY
655185	10/15	3/8-16	2.000"	3.500"	1.500"	1.250"	.562"	100 lbs
655186	10/15	1/2-13	2.000"	3.750"	1.750"	1.875"	.625"	240 lbs
655187	10/15	3/4-10	2.000"	4.125"	2.125"	3.000"	1.062"	650 lbs

NYLON LEVELING FEET




- 3/8 - 16 Foot can mount directly into 15 S extrusion end
- Ideal for light duty machines, cabinets, workstations or office furniture
- Large base diameter - Nylon
- See pages 156-159 for base plates



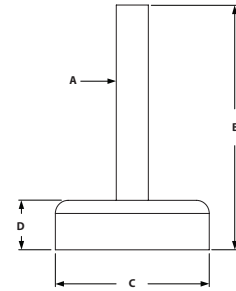
ITEM#	SERIES	A	B	C	D	LOAD CAPACITY
655782	10/15	1/4-20	1.870"	1.570"	.708"	1900 lbs
655789	10/15	5/16-18	3.210"	2.320"	.708"	1900 lbs
655797	10/15	3/8-16	2.710"	3.110"	.708"	1900 lbs
655808	10/15	1/2-13	3.210"	3.890"	.708"	1900 lbs

TSLOTS Hardware

DIE CAST LEVELING FEET



- Threads directly into extrusion end or into 10 and 15 Series base plates
- Ideal for medium duty machines, cabinets, workstations or office furniture
- Large base diameter - Die-cast
- See pages 156-159 for base plates

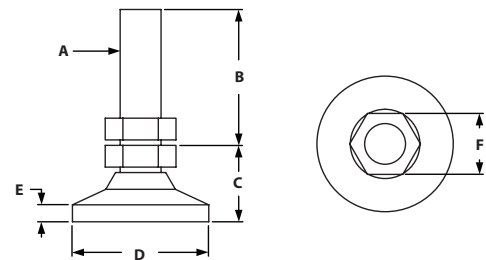


ITEM#	SERIES	A	B	C	D	LOAD CAPACITY
655784	10/15	1/4-20	1.870"	1.570"	0.708	460 lbs
655792	10/15	5/16-18	3.210"	2.320"	0.708	770 lbs
655804	10/15	3/8-16	2.390"	3.110"	0.708	1035 lbs
655801	10/15	1/2-13	3.210"	3.110"	0.708	1035 lbs
655812	10/15	3/4-10	3.710"	3.890"	0.708	5300 lbs

DELUXE LEVELING FEET



- Threads directly into extrusion end or into 10 and 15 Series base plates
- Jam nut included
- Pivots 20 degrees to accommodate uneven floors
- See pages 156-159 for base plates

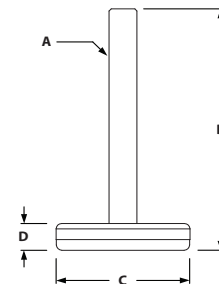


ITEM#	SERIES	A	B	C	D	E	F	LOAD CAPACITY
655175	10/15	1/4-20	1.000"	.970"	1.000"	.156"	.500"	1000 lbs
655634	10/15	5/16-18	1.780"	1.125"	1.250"	.250"	.630"	2300 lbs
655173	10/15	3/8-16	1.710"	1.200"	1.250"	.188"	.625"	3750 lbs
655178	10/15	1/2-13	1.610"	1.500"	1.875"	.250"	.750"	5000 lbs
655180	10/15	3/4-10	1.560"	1.895"	3.000"	.500"	1.062"	7400 lbs

FLOOR GLIDES



- Threads directly into extrusion end or into 10 and 15 Series base plates
- See pages 156-159 for base plates

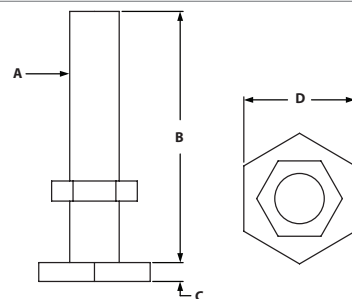


ITEM#	SERIES	A	B	C	D	LOAD CAPACITY
655169	10/15	1/4-20	2.250"	1.200"	.378"	250 lbs
655170	10/15	5/16-18	2.250"	2.030"	.578"	250 lbs
655171	10/15	3/8-16	2.250"	2.400"	.468"	250 lbs
655172	10/15	1/2-13	2.250"	2.800"	.542"	500 lbs

ECONOMY LEVELING FEET

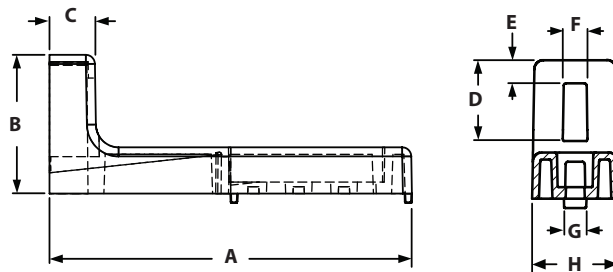


- Threads directly into extrusion end or into 10 and 15 Series base plates
- Jam nut included
- 1050 lb. to 4700 lb. capacity
- See pages 156-159 for base plates



ITEM#	SERIES	A	B	C	D	LOAD CAPACITY
655176	10/15	1/4-20	1.250"	.094"	.563"	1050 lbs
655177	10/15	5/16-18	1.500"	.109"	.750"	1750 lbs
655174	10/15	3/8-16	2.000"	.141"	.875"	2550 lbs
655179	10/15	1/2-13	2.500"	.172"	1.063"	7400 lbs

DIE-CAST FLOOR BRACKET



◦ Adjustable height up to 2.83"

ITEM#	SERIES	A	B	C	D	E	F	G	H
655766	15	6.300"	2.362"	.787"	1.378"	.394"	.394"	.315"	1.496"

RECOMMENDED FASTENER

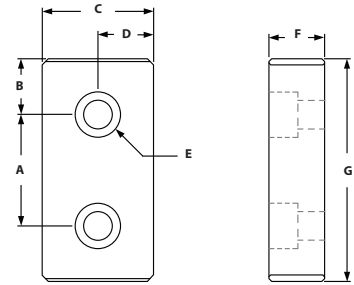
ITEM#	QTY	BOLT	TNUT
651201	3	5/16-18 x 5/8" SHCS	Economy

TSLOTS Hardware

2 HOLE BLANK BASE PLATE



- Mounts leveling feet and threaded stem casters to TSLOTS-requires machining
- Bolts in extrusion end or in T-Slot
- See pages 153-155 for leveling feet
- See page 146 for threaded stem casters



ITEM#	SERIES	A	B	C	D	E-BOLT SIZE	F	G
655662	10	1.000"	.500"	1.000"	.500"	1/4 SHCS	.500"	2.000"
655658	15	1.500"	.750"	1.500"	.750"	5/16 SHCS	.750"	3.000"

RECOMMENDED FASTENERS (EXTRUSION SLOT)

ITEM#	SERIES	QTY	BOLT	TNUT
651234	10	2	1/4-20 x 1/2" SHCS	Economy
651205	15	2	5/16-18 x 7/8" SHCS	Economy

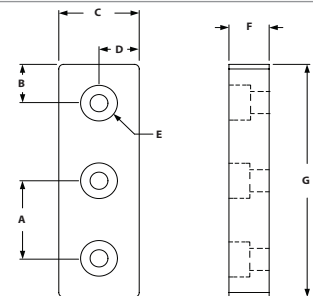
RECOMMENDED FASTENERS (EXTRUSION END)

ITEM#	SERIES	QTY	BOLT
651027	10	2	1/4-20 x 3/4" SHCS
651059	15	2	5/16-18 x 1" SHCS

3 HOLE BLANK BASE PLATE



- Mounts leveling feet and threaded stem casters to TSLOTS-requires machining
- Bolts in extrusion end or in T-Slot
- See pages 153-155 for leveling feet
- See page 146 for threaded stem casters



ITEM#	SERIES	A	B	C	D	E-BOLT SIZE	F	G
655660	15	1.500"	.750"	1.500"	.750"	5/16-18	.750"	4.500"

RECOMMENDED FASTENERS (EXTRUSION SLOT)

ITEM#	SERIES	QTY	BOLT	TNUT
651205	15	3	5/16-18 x 7/8" SHCS	Economy

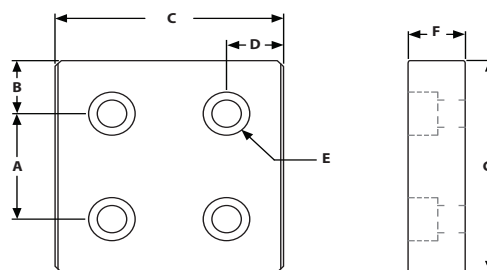
RECOMMENDED FASTENERS (EXTRUSION END)

ITEM#	SERIES	QTY	BOLT
651059	15	3	5/16-18 x 1" SHCS

4 HOLE BLANK BASE PLATE



- Mounts leveling feet and threaded stem casters to TLOTS-requires machining
- Bolts in extrusion end or in T-Slot
- See pages 153-155 for leveling feet
- See page 146 for threaded stem casters



ITEM#	SERIES	A	B	C	D	E-BOLT SIZE	F	G
655663	10	1.000"	.500"	2.000"	.500"	1/4 SHCS	.500"	2.000"
655659	15	1.500"	.750"	3.000"	.750"	5/16 SHCS	.750"	3.000"

RECOMMENDED FASTENERS (EXTRUSION SLOT)

ITEM#	SERIES	QTY	BOLT	TNUT
651234	10	4	1/4-20 x 1/2" SHCS	Economy
651205	15	4	5/16-18 x 7/8" SHCS	Economy

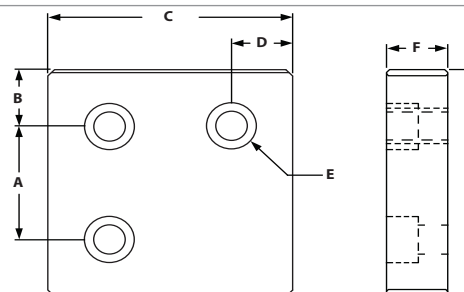
RECOMMENDED FASTENERS (EXTRUSION END)

ITEM#	SERIES	QTY	BOLT
651027	10	4	1/4-20 x 3/4" SHCS
651059	15	4	5/16-18 x 1" SHCS

3 HOLE CORNER BLANK BASE PLATE



- Mounts leveling feet and threaded stem casters to TLOTS-requires machining
- Bolts in extrusion end or in T-Slot
- See pages 153-155 for leveling feet
- See pages 146 for threaded stem casters



ITEM#	SERIES	A	B	C	D	E-BOLT SIZE	F	G
655664	10	1.000"	.500"	2.000"	.500"	1/4 SHCS	.500"	2.000"
655665	15	1.500"	.750"	3.000"	.750"	5/16 SHCS	.750"	3.000"

RECOMMENDED FASTENERS (EXTRUSION SLOT)

ITEM#	SERIES	QTY	BOLT	TNUT
651234	10	3	1/4-20 x 1/2" SHCS	Economy
651205	15	3	5/16-18 x 7/8" SHCS	Economy

RECOMMENDED FASTENERS (EXTRUSION END)

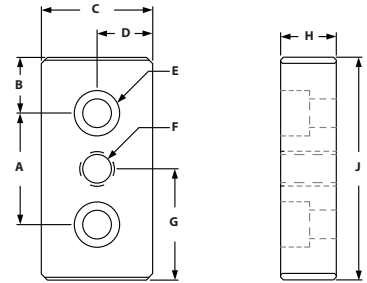
ITEM#	SERIES	QTY	BOLT
651027	10	3	1/4-20 x 3/4" SHCS
651059	15	3	5/16-18 x 1" SHCS

TSLOTS Hardware

3 HOLE CENTER TAP BASE PLATE



- Mounts leveling feet and threaded stem casters to TSLOTS
- Bolts in extrusion end or in T-Slot
- See pages 153-155 for leveling feet
- See pages 146 for threaded stem casters

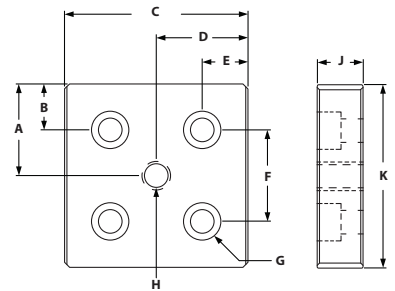


ITEM#	SERIES	A	B	C	D	E-BOLTSIZE	F-THREAD	G	H	J
655120	10	1.000"	.500"	1.000"	.500"	1/4 SHCS	1/4-20	1.000"	.500"	2.000"
659062	10	1.000"	.500"	1.000"	.500"	1/4 SHCS	5/16-18	1.000"	.500"	2.000"
655121	10	1.000"	.500"	1.000"	.500"	1/4 SHCS	3/8-16	1.000"	.500"	2.000"
655127	10	1.000"	.500"	1.000"	.500"	1/4 SHCS	7/16-14	1.000"	.500"	2.000"
655260	10	1.000"	.500"	1.000"	.500"	1/4 SHCS	1/2-13	1.000"	.500"	2.000"
655122	15	1.500"	.750"	1.500"	.750"	5/16 SHCS	3/8-16	1.500"	.750"	3.000"
655128	15	1.500"	.750"	1.500"	.750"	5/16 SHCS	7/16-14	1.500"	.750"	3.000"
655126	15	1.500"	.750"	1.500"	.750"	5/16 SHCS	1/2-13	1.500"	.750"	3.000"
655264	15	1.500"	.750"	1.500"	.750"	5/16 SHCS	3/4-10	1.500"	.750"	3.000"

5 HOLE CENTER TAP BASE PLATE



- Mounts leveling feet and threaded stem casters to TSLOTS
- Bolts in extrusion end or in T-Slot
- See pages 153-155 for leveling feet
- See pages 146 for threaded stem casters

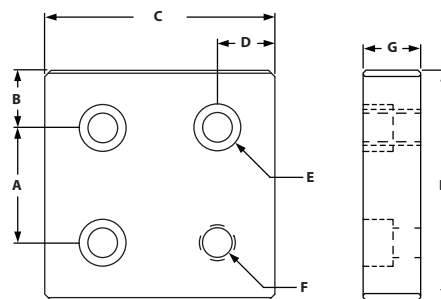


ITEM#	SERIES	A	B	C	D	E	F	G-BOLTSIZE	H-THREAD	J	K
655123	10	1.000"	.500"	2.000"	1.000"	.500"	1.000"	1/4 SHCS	3/8-16	.500"	2.000"
655129	10	1.000"	.500"	2.000"	1.000"	.500"	1.000"	1/4 SHCS	7/16-14	.500"	2.000"
655124	10	1.000"	.500"	2.000"	1.000"	.500"	1.000"	1/4 SHCS	1/2-13	.500"	2.000"
655261	10	1.000"	.500"	2.000"	1.000"	.500"	1.000"	1/4 SHCS	3/4-10	.500"	2.000"
655135	15	1.500"	.750"	3.000"	1.500"	.750"	1.500"	5/16 SHCS	7/16-14	.750"	3.000"
655130	15	1.500"	.750"	3.000"	1.500"	.750"	1.500"	5/16 SHCS	1/2-13	.750"	3.000"
655265	15	1.500"	.750"	3.000"	1.500"	.750"	1.500"	5/16 SHCS	3/4-10	.750"	3.000"

4 HOLE CORNER TAP BASE PLATE



- Mounts leveling feet and threaded stem casters to T-SLOTS
- Bolts in extrusion end or in T-Slot
- See pages 153-155 for leveling feet
- See page 146 for threaded stem casters



ITEM#	SERIES	A	B	C	D	E-BOLT SIZE	F-THREAD	G	H
655132	10	1.000"	.500"	2.000"	.500"	1/4 SHCS	3/8-16	.500"	2.000"
655133	10	1.000"	.500"	2.000"	.500"	1/4 SHCS	7/16-14	.500"	2.000"
655262	10	1.000"	.500"	2.000"	.500"	1/4 SHCS	1/2-13	.500"	2.000"
655263	10	1.000"	.500"	2.000"	.500"	1/4 SHCS	3/4-10	.500"	2.000"
655136	15	1.500"	.750"	3.000"	.750"	5/16 SHCS	7/16-14	.750"	3.000"
655131	15	1.500"	.750"	3.000"	.750"	5/16 SHCS	1/2-13	.750"	3.000"
655266	15	1.500"	.750"	3.000"	.750"	5/16 SHCS	3/4-10	.750"	3.000"

RECOMMENDED FASTENERS (EXTRUSION SLOT)

ITEM#	SERIES	QTY	BOLT	TNUT
651733	10 - 3 Hole	2	1/4-20 x 1/2" SHCS	Economy
651234	10 - 4 Hole	3	1/4-20 x 1/2" SHCS	Economy
651234	10 - 5 Hole	4	1/4-20 x 1/2" SHCS	Economy
651205	15 - 3 Hole	2	5/16-18 x 7/8" SHCS	Economy
651205	15 - 4 Hole	3	5/16-18 x 7/8" SHCS	Economy
651205	15 - 5 Hole	4	5/16-18 x 7/8" SHCS	Economy

RECOMMENDED FASTENERS (EXTRUSION END)

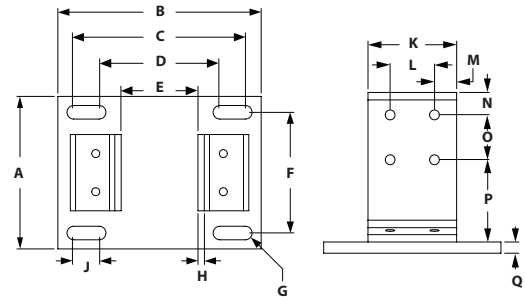
ITEM#	SERIES	QTY	BOLT
651027	10 - 3 Hole	2	1/4-20 x 3/4" SHCS
651027	10 - 4 Hole	3	1/4-20 x 3/4" SHCS
651027	10 - 5 Hole	4	1/4-20 x 3/4" SHCS
651059	15 - 3 Hole	2	5/16-18 x 1" SHCS
651059	15 - 4 Hole	3	5/16-18 x 1" SHCS
651059	15 - 5 Hole	4	5/16-18 x 1" SHCS

T-SLOTS Hardware

BASE PLATES - FLOOR MOUNT



- Very strong method of mounting your frame to the floor
- Bolts directly in the T-Slot
- Allows for vertical adjustments
- Slotted base plate holes allow for lateral adjustments



ITEM#	SERIES	TYPE	A	B	C	D	E	F	G	H	J	K	L	M	N	O	P	Q
655267	10	1010	4.000"	5.500"	4.250"	2.250"	1.000"	2.750"	.203"	.250"	1.000"	1.000"	N/A	.500"	.750"	1.500"	2.750"	.250"
655268	10	1020	5.500"	5.500"	4.250"	2.250"	1.000"	4.250"	.203"	.250"	1.000"	2.000"	1.000"	.500"	.750"	1.500"	2.750"	.250"
655269	10	2020	5.500"	6.500"	5.250"	3.250"	2.000"	4.250"	.203"	.250"	1.000"	2.000"	1.000"	.500"	.750"	1.500"	2.750"	.250"
655270	15	1515	5.000"	6.000"	4.750"	2.750"	1.500"	3.750"	.265"	.250"	1.000"	1.500"	N/A	.750"	.750"	1.500"	2.750"	.375"
655271	15	1530	6.000"	6.500"	5.250"	3.250"	1.500"	4.750"	.265"	.250"	1.000"	3.000"	1.500"	.750"	.750"	1.500"	2.750"	.375"
655274	15	3030	6.000"	8.000"	6.750"	4.750"	3.000"	4.750"	.265"	.250"	1.000"	3.000"	1.500"	.750"	.750"	1.500"	2.750"	.375"

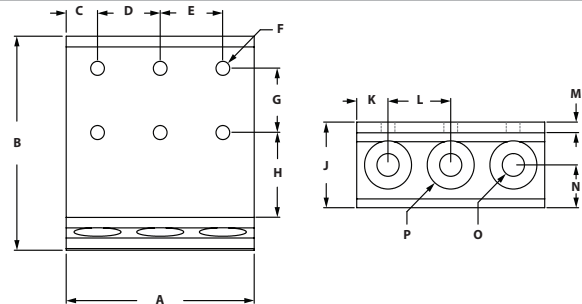
RECOMMENDED FASTENERS

ITEM#	SERIES	QTY	BOLT	TNUT
651130	10	4 TO 8	1/4-20 x 1/2" BHSCS	Economy
651129	15	4 TO 8	5/16-18 x 11/16" FBHSCS	Economy

ECONOMY BASE FEET - FLOOR MOUNTS



- Strong economy base plates
- Bolts directly in the T-Slot
- More economical than standard Floor Mount Base Plate



ITEM#	SERIES	FINISH	A	B	C	D	E	F	G	H	J	K	L	M	N	O	P
655275	10	Clear	1.000"	5.000"	.500"	N/A	N/A	.257"	1.500"	2.750"	2.000"	.500"	N/A	.250"	.688"	.390"	.875"
654275	10	Black	1.000"	5.000"	.500"	N/A	N/A	.257"	1.500"	2.750"	2.000"	.500"	N/A	.250"	.688"	.390"	.875"
655277	10	Clear	2.000"	5.000"	.500"	1.000"	N/A	.257"	1.500"	2.750"	2.000"	.500"	1.000"	.250"	.688"	.390"	.875"
655272	10	Clear	3.000"	5.000"	.500"	1.000"	1.000"	.257"	1.500"	2.750"	2.000"	.500"	1.000"	.250"	.688"	.390"	.875"
655276	15	Clear	1.500"	5.000"	.750"	N/A	N/A	.328"	1.500"	2.750"	2.000"	.750"	N/A	.250"	.688"	.531"	1.125"
654276	15	Black	1.500"	5.000"	.750"	N/A	N/A	.328"	1.500"	2.750"	2.000"	.750"	N/A	.250"	.688"	.531"	1.125"
655278	15	Clear	3.000"	5.000"	.750"	1.500"	N/A	.328"	1.500"	2.750"	2.000"	.750"	1.500"	.250"	.688"	.531"	1.125"
654278	15	Black	3.000"	5.000"	.750"	1.500"	N/A	.328"	1.500"	2.750"	2.000"	.750"	1.500"	.250"	.688"	.531"	1.125"
655273	15	Clear	4.500"	5.000"	.750"	1.500"	1.500"	.328"	1.500"	2.750"	2.000"	.750"	1.500"	.250"	.688"	.531"	1.125"

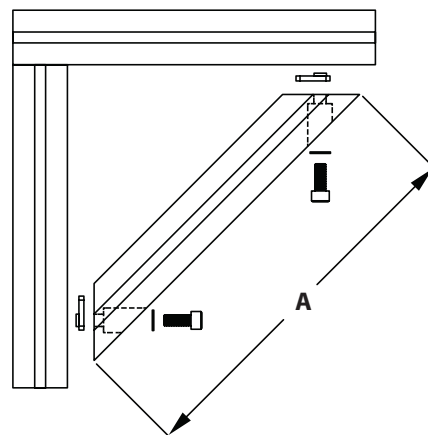
RECOMMENDED FASTENERS

ITEM#	SERIES	QTY	BOLT	TNUT
651130	10	2 TO 6	1/4-20 x 1/2" BHSCS	Economy
651129	15	2 TO 6	5/16-18 x 11/16" FBHSCS	Economy

45 DEGREE SUPPORTS



- Create 45° supports without external joining plates or connectors
- Custom lengths to your specifications
- Fasteners included



INCLUDED FASTENERS

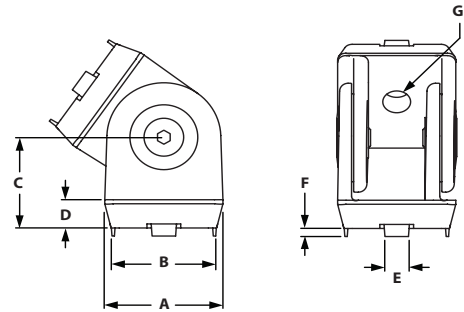
ITEM#	SERIES	PROFILE	A	BOLT	QTY	TNUT	QTY	WASHER	QTY
655371	10	1010	6.000"	651024	2	651163	2	651080	2
655375	10	1010	12.000"	651024	2	651163	2	651080	2
655380	10	1010	18.000"	651024	2	651163	2	651080	2
655372	10	1020	6.000"	651024	4	651163	4	651080	4
655373	10	1020	12.000"	651024	4	651163	4	651080	4
655374	10	1020	18.000"	651024	4	651163	4	651080	4
655355	15	1515	6.000"	651052	2	651097	2	651081	2
655359	15	1515	12.000"	651052	2	651097	2	651081	2
655363	15	1515	18.000"	651052	2	651097	2	651081	2
655365	15	1515	24.000"	651052	2	651097	2	651081	2
655368	15	1515L	6.000"	651052	2	651097	2	651081	2
655367	15	1515L	12.000"	651052	2	651097	2	651081	2
655369	15	1515L	18.000"	651052	2	651097	2	651081	2
655370	15	1515L	24.000"	651052	2	651097	2	651081	2
655357	15	1530	6.000"	651052	4	651097	4	651081	4
655361	15	1530	12.000"	651052	4	651097	4	651081	4
655364	15	1530	18.000"	651052	4	651097	4	651081	4
655366	15	1530	24.000"	651052	4	651097	4	651081	4
655381	15	1530L	6.000"	651052	4	651097	4	651081	4
655382	15	1530L	12.000"	651052	4	651097	4	651081	4
655383	15	1530L	18.000"	651052	4	651097	4	651081	4
655384	15	1530L	24.000"	651052	4	651097	4	651081	4
655356	15	1545	6.000"	651052	6	651097	6	651081	6
655358	15	1545	12.000"	651052	6	651097	6	651081	6
655360	15	1545	18.000"	651052	6	651097	6	651081	6
655362	15	1545	24.000"	651052	6	651097	6	651081	6

Pivot Joints

PIVOT JOINT



- Bushing enables pivot to be both structural and dynamic
- Locating pins can be removed to accommodate both extrusion end and side mount assembly

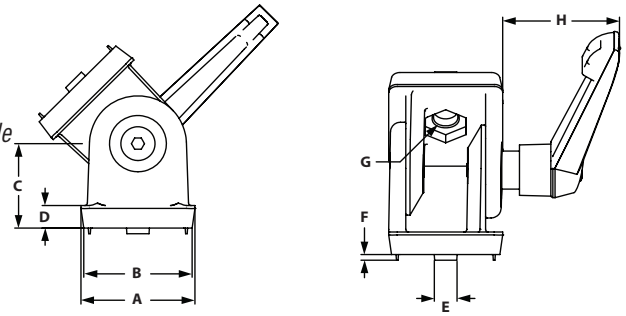


ITEM#	MATERIAL	SERIES	A	B	C	D	E	F	G
664084	Die Cast Zinc	10	1.102"	.984"	.886"	.275"	.236"	.079"	.260"
664086	Die Cast Zinc	15	1.574"	1.496"	1.181"	.315"	.315"	.079"	.335"

PIVOT JOINT WITH LOCKING HANDLE



- Bushing enables pivot to be both structural and dynamic
- Locating pins can be removed to accommodate both extrusion end and side mount assembly



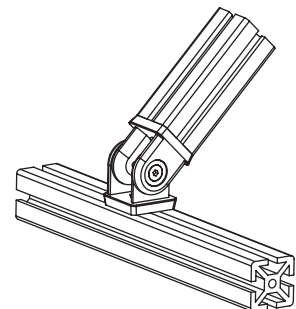
ITEM#	MATERIAL	SERIES	A	B	C	D	E	F	G	H
664085	Die Cast Zinc	10	1.102"	.984"	.886"	.275"	.236"	.079"	.260"	1.181"
664087	Die Cast Zinc	15	1.574"	1.496"	1.181"	.315"	.315"	.079"	.335"	1.614"

RECOMMENDED FASTENERS (TO EXTRUSION SLOT)

ITEM#	SERIES	QTY	BOLT	TNUT TYPE
651234	10	2	1/4-20 x 1/2" SHCS	Economy
651734	10	2	M6 x 16mm SHCS	Economy
651201	15	2	5/16-18 x 5/8" SHCS	Economy
651512	15	2	M8 x 16mm SHCS	Economy

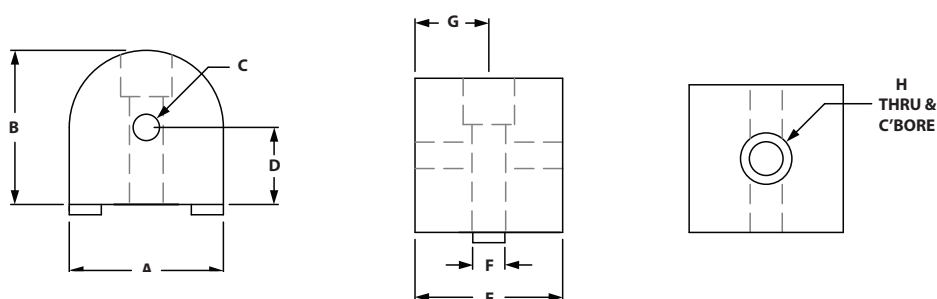
RECOMMENDED FASTENERS (TO EXTRUSION END)

ITEM#	SERIES	QTY	BOLT
651027	10	2	1/4-20 x 3/4" SHCS
651337	10	2	M6 x 20mm SHCS
651052	15	2	5/16-18 x 3/4" SHCS
651346	15	2	M8 x 20mm SHCS



Dynamic Hinges

0° LIVING NUB

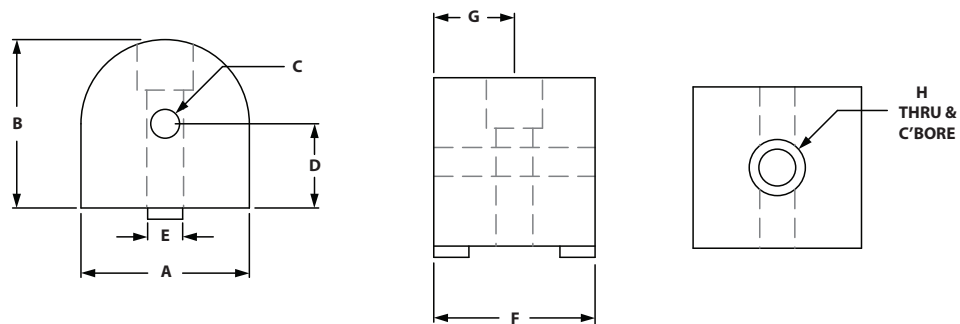


ITEM#	SERIES	A	B	C-TAP	D	E	F	G	H
653111	10	1.000"	1.000"	1/4-20 x .50	.500"	.937"	.250"	.468"	1/4-20
653208	15	1.500"	1.500"	5/16-18 x .75	.750"	1.437"	.312"	.719"	5/16-18

INCLUDED FASTENERS (TO EXTRUSION SLOT)

ITEM#	SERIES	QTY	BOLT	TNUT TYPE
651119	10	1	1/4-20 x 1" SHCS	Economy
651487	15	1	5/16-18 x 1-1/2" SHCS	Economy

90° LIVING NUB



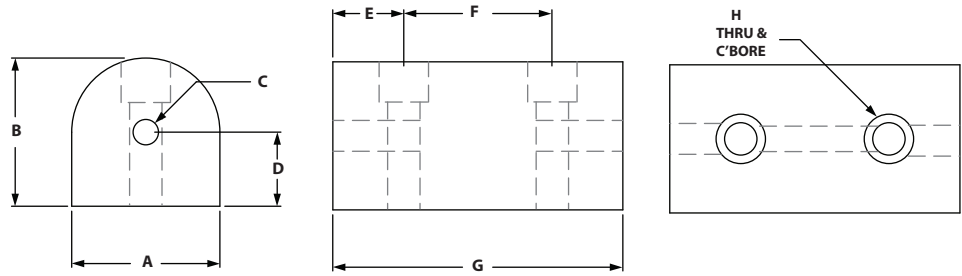
ITEM#	SERIES	A	B	C-TAP	D	E	F	G	H
653113	10	1.000"	1.000"	1/4-20 x .50	.500"	.250"	.937"	.468"	1/4-20
653210	15	1.500"	1.500"	5/16-18 x .75	.750"	.312"	1.437"	.719"	5/16-18

INCLUDED FASTENERS (TO EXTRUSION SLOT)

ITEM#	SERIES	QTY	BOLT	TNUT TYPE
651119	10	1	1/4-20 x 1" SHCS	Economy
651487	15	1	5/16-18 x 1-1/2" SHCS	Economy

Dynamic Hinges

UNIVERSAL LIVING NUB

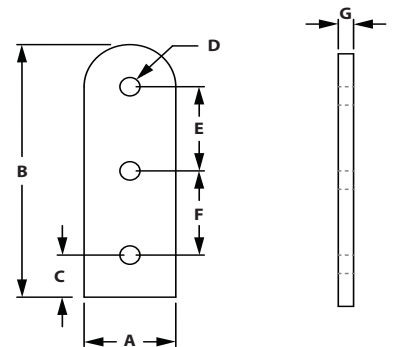


ITEM#	SERIES	A	B	C-TAP	D	E	F	G	H
653108	10	1.000"	1.000"	1/4-20 x .50	.500"	.468"	1.000"	1.937"	1/4-20
653205	15	1.500"	1.500"	5/16-18 x .75	.750"	.719"	1.500"	2.937"	5/16-18

INCLUDED FASTENERS (TO EXTRUSION SLOT)

COMBO ITEM#	SERIES	QTY	BOLT	TNUT TYPE
651119	10	2	1/4-20 x 1" SHCS	Economy
651487	15	2	5/16-18 x 1-1/2" SHCS	Economy

STRAIGHT PIVOT ARM

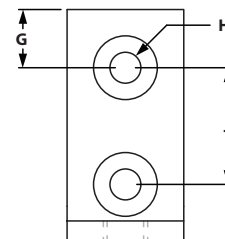
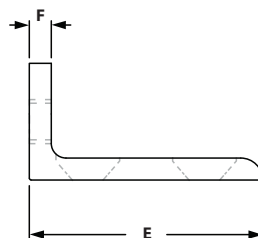
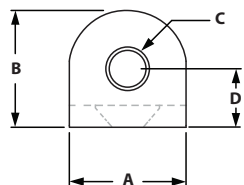


ITEM#	SERIES	A	B	C	D	E	F	G
653114	10	1.000"	3.000"	.500"	.312"	1.000"	1.000"	.188"
653211	15	1.500"	4.500"	.750"	.375"	1.500"	1.500"	.250"

INCLUDED FASTENERS (TO EXTRUSION SLOT)

COMBO ITEM#	SERIES	QTY	BOLT	TNUT TYPE
651142	10	1	1/4-20 x 1/2" FBHSCS	Double Economy
651141	15	1	5/16-18 x 11/16" FBHSCS	Double Economy

"L" PIVOT ARM

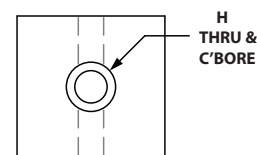
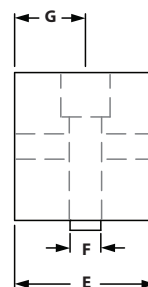
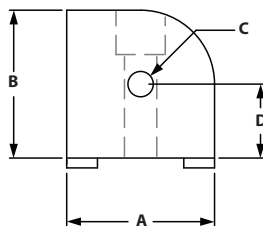


ITEM#	SERIES	A	B	C	D	E	F	G	H	J
653105	10	1.000"	1.000"	.312"	.500"	2.000"	.188"	.500"	.257"	1.000"
653176	15	1.500"	1.500"	.375"	.750"	3.000"	.250"	.750"	.328"	1.500"

INCLUDED FASTENERS (TO EXTRUSION SLOT)

COMBO ITEM#	SERIES	QTY	BOLT	TNUT TYPE
651185	10	2	1/4-20 x 1/2" FHSCS	Economy
651183	15	2	5/16-18 x 5/8" FHSCS	Economy

0° RIGHT ANGLE LIVING NUB



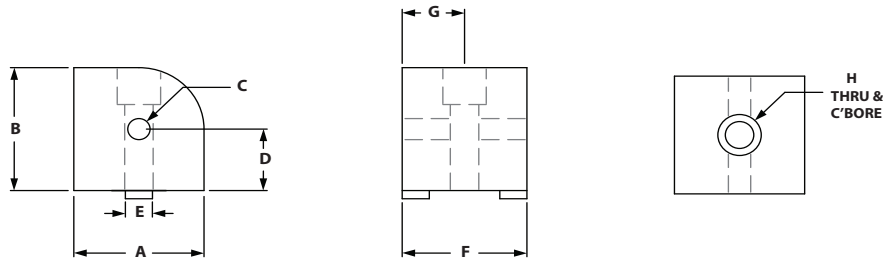
ITEM#	SERIES	A	B	C-TAP	D	E	F	G	H
653022	10	1.000"	1.000"	1/4-20 x .50	.500"	.937"	.250"	.468"	1/4-20
653245	15	1.500"	1.500"	5/16-18 x .75	.750"	1.437"	.312"	.718"	5/16-18

INCLUDED FASTENERS (TO EXTRUSION SLOT)

COMBO ITEM#	SERIES	QTY	BOLT	TNUT TYPE
651119	10	1	1/4-20 x 1" SHCS	Economy
651487	15	1	5/16-18 x 1-1/2" SHCS	Economy

Dynamic Hinges

90° RIGHT ANGLE LIVING NUB

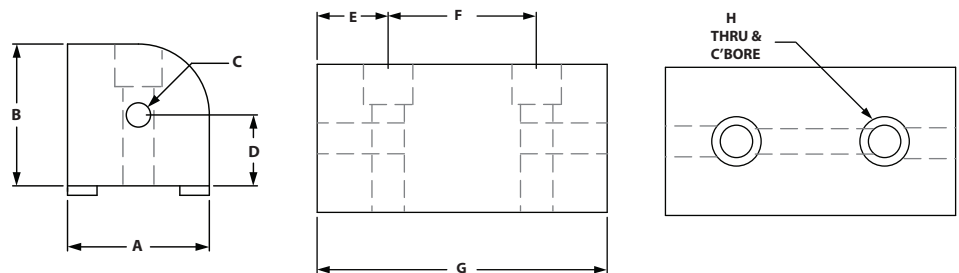


ITEM#	SERIES	A	B	C-TAP	D	E	F	G	H
653023	10	1.000"	1.000"	1/4-20 x .50	.500"	.250"	.937"	.468"	1/4-20
653246	15	1.500"	1.500"	5/16-18 x .75	.750"	.312"	1.437"	.718"	5/16-18

INCLUDED FASTENERS (TO EXTRUSION SLOT)

COMBO ITEM#	SERIES	QTY	BOLT	TNUT TYPE
651119	10	1	1/4-20 x 1" SHCS	Economy
651487	15	1	5/16-18 x 1-1/2" SHCS	Economy

UNIVERSAL RIGHT ANGLE LIVING NUB



ITEM#	SERIES	A	B	C-TAP	D	E	F	G	H
653024	10	1.000"	1.000"	1/4-20 x .50	.500"	.468"	1.000"	1.937"	1/4-20
653247	15	1.500"	1.500"	5/16-18 x .75	.750"	.719"	1.500"	2.937"	5/16-18















INCLUDED FASTENERS (TO EXTRUSION SLOT)

COMBO ITEM#	SERIES	QTY	BOLT	TNUT TYPE
651119	10	2	1/4-20 x 1" SHCS	Economy
651487	15	2	5/16-18 x 1-1/2" SHCS	Economy















Dynamic Hinge Assembly Charts

Our dynamic hinges are made of a 6000 series aluminum alloy. Our dynamic hinges come with pre-lubricated bronze pivot bearings and hardened stripper bolts. The dynamic hinges are designed to give your design a 0 to 180 degrees of axial motion.

10 SERIES DYNAMIC HINGES

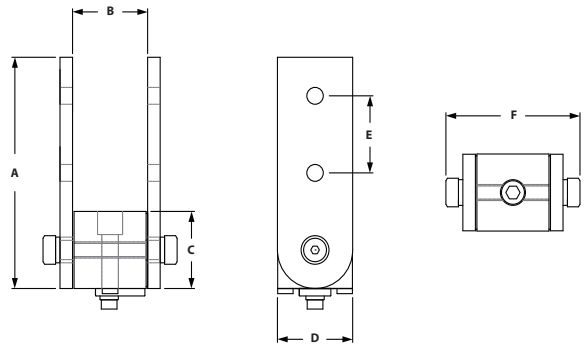
		IND PART NUMBERS				
		 653111	 653113	 653108	 653114	 653105
ASSEMBLY PART NUMBERS	 653110	1			2	
	 653112		1		2	
	 653109			1	2	
	 653101	1				2
	 653102		1			2
	 653104			1		2
	 653095	1			1	1
	 653096		1		1	1
	 653097			1	1	1

15 SERIES DYNAMIC HINGES

		IND PART NUMBERS				
		 653208	 653210	 653205	 653211	 653176
ASSEMBLY PART NUMBERS	 653207	1			2	
	 653209		1		2	
	 653206			1	2	
	 653154	1				2
	 653155		1			2
	 653156			1		2
	 653195	1			1	1
	 653196		1		1	1
	 653147			1	1	1

Dynamic Hinge Assemblies

0° LIVING HINGE

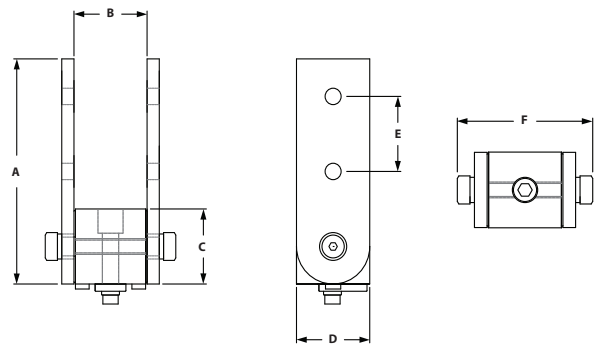


ITEM#	SERIES	NUB (QTY)	ARM (QTY)	A	B	C	D	E	F
653110	10	653111 (1)	653114 (2)	3.000"	1.000"	1.000"	1.000"	1.000"	1.863"
653207	15	653208 (1)	653211 (2)	4.500"	1.500"	1.500"	1.500"	1.500"	2.673"

INCLUDED FASTENERS

NUB TO EXTRUSION				ARMS TO NUB			ARMS TO EXTRUSION		
SERIES	ITEM#	QTY	DESCRIPTION	ITEM#	QTY	DESCRIPTION	ITEM#	QTY	DESCRIPTION
10	651119	1	SHCS & tnut	651244	1	Shldr. bolt & Nylon Washers	651142	2	DBL tnut & bolts
15	651487	1	SHCS & tnut	651243	1	Shldr. bolt & Nylon Washers	651141	2	DBL tnut & bolts

90° LIVING HINGE

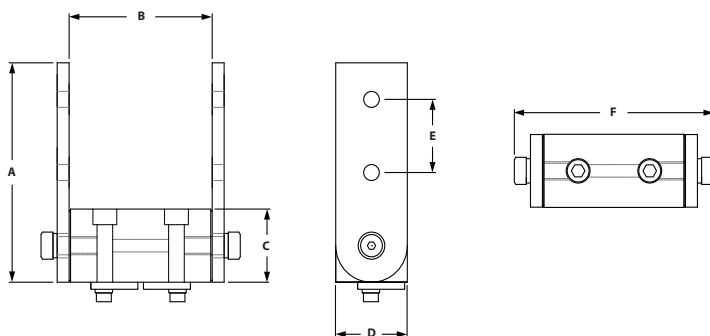


ITEM#	SERIES	NUB (QTY)	ARM (QTY)	A	B	C	D	E	F
653112	10	653113 (1)	653114 (2)	3.000"	1.000"	1.000"	1.000"	1.000"	1.863"
653209	15	653210 (1)	653211 (2)	4.500"	1.500"	1.500"	1.500"	1.500"	2.673"

INCLUDED FASTENERS

NUB TO EXTRUSION				ARMS TO NUB			ARMS TO EXTRUSION		
SERIES	ITEM#	QTY	DESCRIPTION	ITEM#	QTY	DESCRIPTION	ITEM#	QTY	DESCRIPTION
10	651119	1	SHCS & tnut	651244	1	Shldr. bolt & Nylon Washers	651142	2	DBL tnut & bolts
15	651487	1	SHCS & tnut	651243	1	Shldr. bolt & Nylon Washers	651141	2	DBL tnut & bolts

UNIVERSAL LIVING HINGE

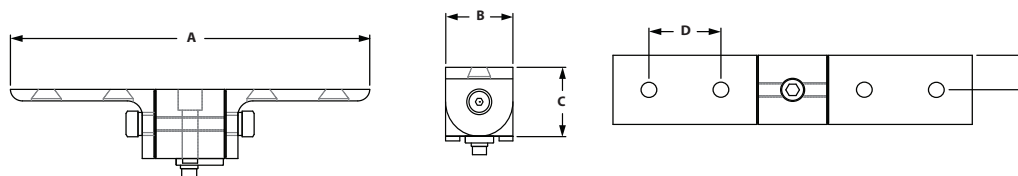


ITEM#	SERIES	NUB (QTY)	ARM (QTY)	A	B	C	D	E	F
653109	10	653108 (1)	653114 (2)	3.000"	2.000"	1.000"	1.000"	1.000"	2.876"
653206	15	653205 (1)	653211 (2)	4.500"	3.000"	1.500"	1.500"	1.500"	4.174"

INCLUDED FASTENERS

NUB TO EXTRUSION				ARMS TO NUB			ARMS TO EXTRUSION		
SERIES	ITEM#	QTY	DESCRIPTION	ITEM#	QTY	DESCRIPTION	ITEM#	QTY	DESCRIPTION
10	651119	2	SHCS & tnut	651244	1	Shldr. bolt & Nylon Washers	651142	2	DBL tnut & bolts
15	651487	2	SHCS & tnut	651243	1	Shldr. bolt & Nylon Washers	651141	2	DBL tnut & bolts

0° LIVING HINGE - CORNER BRACKET



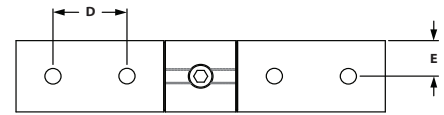
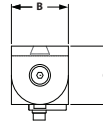
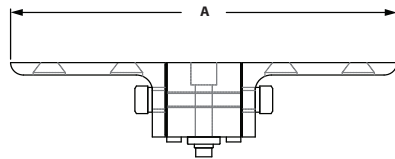
ITEM#	SERIES	NUB (QTY)	ARM (QTY)	A	B	C	D	E
653101	10	653111 (1)	653105 (2)	5.000"	1.000"	1.000"	1.000"	.500"
653154	15	653208 (1)	653176 (2)	7.500"	1.500"	1.500"	1.500"	.750"

INCLUDED FASTENERS

NUB TO EXTRUSION				ARMS TO NUB			ARMS TO EXTRUSION			
SERIES	ITEM#	QTY	DESCRIPTION	ITEM#	QTY	DESCRIPTION	ITEM#	QTY	ITEM#	QTY
10	651119	1	SHCS & tnut	651244	1	Shldr. bolt & Nylon Washers	651178	4	651099	2
15	651487	1	SHCS & tnut	651243	1	Shldr. bolt & Nylon Washers	651181	4	651098	2

Dynamic Hinge Assemblies

90° LIVING HINGE - CORNER BRACKET

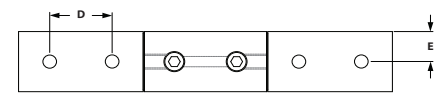
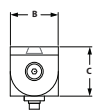
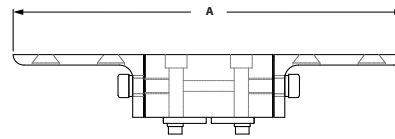


ITEM#	SERIES	NUB (QTY)	ARM (QTY)	A	B	C	D	E
653102	10	653113 (1)	653105 (2)	5.000"	1.000"	1.000"	1.000"	.500"
653155	15	653210 (1)	653176 (2)	7.500"	1.500"	1.500"	1.500"	.750"

INCLUDED FASTENERS

NUB TO EXTRUSION				ARMS TO NUB			ARMS TO EXTRUSION			
SERIES	ITEM#	QTY	DESCRIPTION	ITEM#	QTY	DESCRIPTION	ITEM#	QTY	ITEM#	QTY
10	651119	1	SHCS & tnut	651244	1	Shldr. bolt & Nylon Washers	651178	4	651099	2
15	651487	1	SHCS & tnut	651243	1	Shldr. bolt & Nylon Washers	651181	4	651098	2

UNIVERSAL LIVING HINGE - CORNER BRACKET

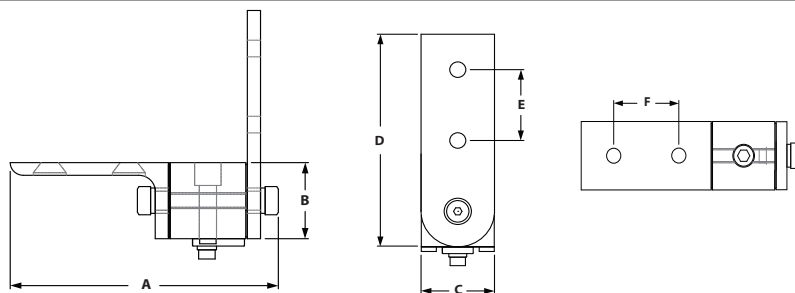


ITEM#	SERIES	NUB (QTY)	ARM (QTY)	A	B	C	D	E
653104	10	653108 (1)	653105 (2)	6.000"	1.000"	1.000"	1.000"	.500"
653156	15	653205 (1)	653176 (2)	9.000"	1.500"	1.500"	1.500"	.750"

INCLUDED FASTENERS

NUB TO EXTRUSION				ARMS TO NUB			ARMS TO EXTRUSION			
SERIES	ITEM#	QTY	DESCRIPTION	ITEM#	QTY	DESCRIPTION	ITEM#	QTY	ITEM#	QTY
10	651119	2	SHCS & tnut	651244	1	Shldr. bolt & Nylon Washers	651178	4	651099	2
15	651487	2	SHCS & tnut	651243	1	Shldr. bolt & Nylon Washers	651181	4	651098	2

0° LIVING HINGE - CORNER BRACKET W/ARM

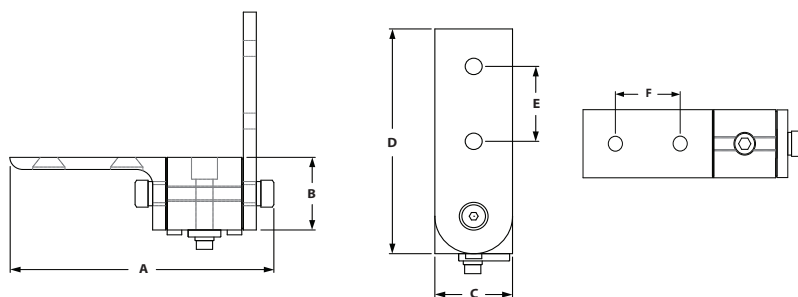


ITEM#	SERIES	NUB (QTY)	ARM (QTY)	A	B	C	D	E	F
653095	10	653111 (1)	653114 (1), 653105 (1)	3.450"	1.000"	1.000"	3.000"	1.000"	1.000"
653195	15	653208 (1)	653211 (1), 653176 (1)	5.075"	1.500"	1.500"	4.500"	1.500"	1.500"

INCLUDED FASTENERS

SERIES	NUB TO EXTRUSION			ARMS TO NUB		ARMS TO EXTRUSION					
	ITEM#	QTY	DESCRIPTION	ITEM#	QTY	ITEM#	QTY	ITEM#	QTY	ITEM#	QTY
10	651119	1	SHCS & tnut	651244	1	651142	1	651178	2	651099	1
15	651487	1	SHCS & tnut	651243	1	651141	1	651181	2	651098	1

90° LIVING HINGE - CORNER BRACKET W/ARM



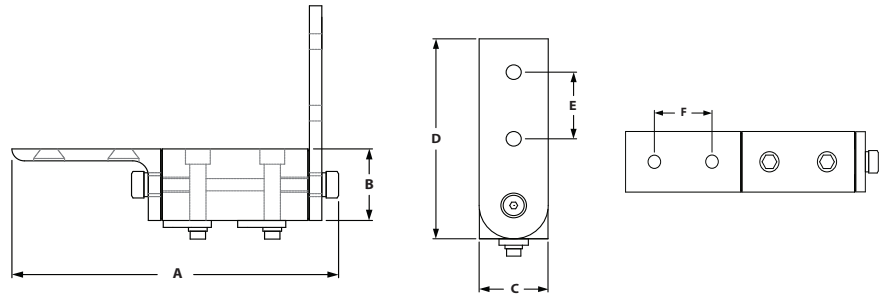
ITEM#	SERIES	NUB (QTY)	ARM (QTY)	A	B	C	D	E	F
653096	10	653113 (1)	653114 (1), 653105 (1)	3.450"	1.000"	1.000"	3.000"	1.000"	1.000"
653196	15	653210 (1)	653211 (1), 653176 (1)	5.075"	1.500"	1.500"	4.500"	1.500"	1.500"

INCLUDED FASTENERS

SERIES	NUB TO EXTRUSION			ARMS TO NUB		ARMS TO EXTRUSION					
	ITEM#	QTY	DESCRIPTION	ITEM#	QTY	ITEM#	QTY	ITEM#	QTY	ITEM#	QTY
10	651119	1	SHCS & tnut	651244	1	651142	1	651178	2	651099	1
15	651487	1	SHCS & tnut	651243	1	651141	1	651181	2	651098	1

Dynamic Hinge Assemblies

UNIVERSAL LIVING HINGE - CORNER BRACKET W/ARM

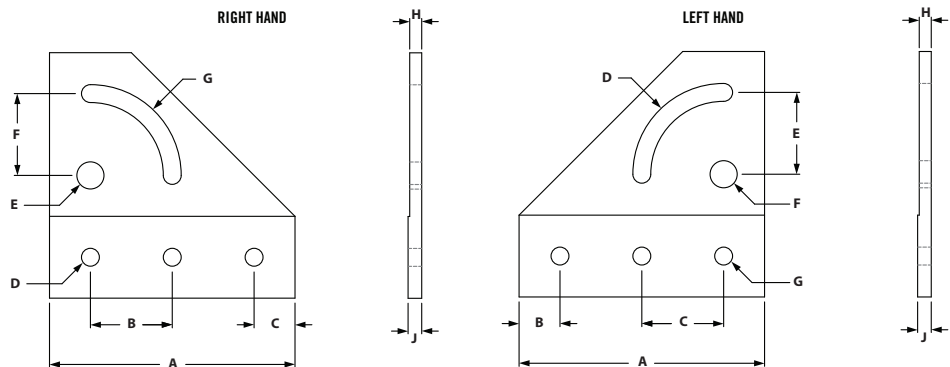


ITEM#	SERIES	NUB (QTY)	ARM (QTY)	A	B	C	D	E	F
653097	10	653108 (1)	653114 (1), 653105 (1)	4.445"	1.000"	1.000"	3.000"	1.000"	1.000"
653147	15	653205 (1)	653211 (1), 653176 (1)	6.575"	1.500"	1.500"	4.500"	1.500"	1.500"

INCLUDED FASTENERS

SERIES	NUB TO EXTRUSION			ARMS TO NUB		ARMS TO EXTRUSION					
	ITEM#	QTY	DESCRIPTION	ITEM#	QTY	ITEM#	QTY	ITEM#	QTY	ITEM#	QTY
10	651119	2	SHCS & tnut	651244	1	651142	1	651178	2	651099	1
15	651487	2	SHCS & tnut	651243	1	651141	1	651181	2	651098	1

90° PIVOT BRACKET PLATES



LEFT HAND PLATE

ITEM#	SERIES	A	B	C	D	E	F	G	H	J
653070	10	3.000"	.500"	1.000"	.265"	1.000"	.312"	.281"	.158"	.188"
653166	15	4.500"	.750"	1.500"	.328"	1.500"	.375"	.328"	.220"	.250"

RIGHT HAND PLATE

ITEM#	SERIES	A	B	C	D	E	F	G	H	J
653074	10	3.000"	1.000"	.500"	.281"	.312"	1.000"	.265"	.158"	.188"
653170	15	4.500"	1.500"	.750"	.328"	.375"	1.500"	.328"	.220"	.250"

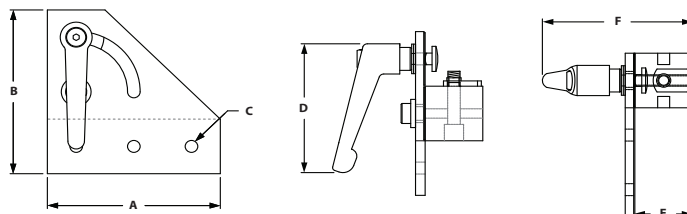
RECOMMENDED FASTENERS (MOUNT TO EXTRUSION)

COMBO ITEM#	SERIES	QTY	BOLT	TNUT TYPE
651130	10	3	1/4-20 x 1/2" FBHSCS	Economy
651129	15	3	5/16-18 x 11/16" FBHSCS	Economy

90° PIVOT BRACKET ASSEMBLY



- 90 Degrees of motion
- Permanently lubricated bronze bushings at high strength pivot points
- Nylon washers between plate and extrusion allow for smooth motion



LEFT HANDED

ITEM#	SERIES	PLATE	NUB	HANDLE	A	B	C	D	E	F
653076	10	653070	653116	699956	3.000"	3.000"	.281"	2.055"	1.000"	2.754"
653172	15	653166	653213	655676	4.500"	4.500"	.328"	3.500"	1.500"	4.015"

RIGHT HANDED

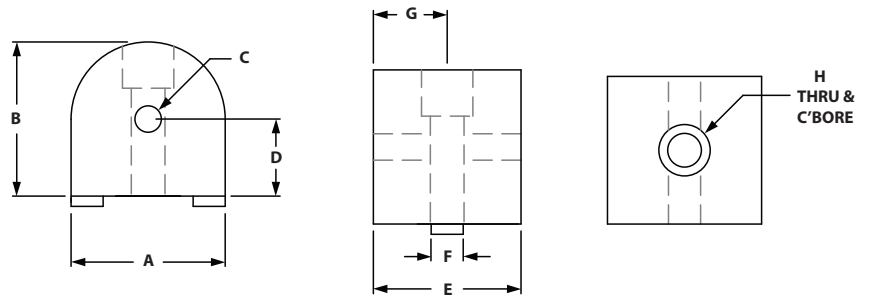
ITEM#	SERIES	PLATE	NUB	HANDLE	A	B	C	D	E	F
653082	10	653074	653116	699956	3.000"	3.000"	.281"	2.055"	1.000"	2.754"
653180	15	653170	653213	655676	4.500"	4.500"	.328"	3.500"	1.500"	4.015"

RECOMMENDED FASTENERS (MOUNT TO EXTRUSION)

COMBO ITEM#	SERIES	QTY	BOLT	TNUT TYPE
651130	10	3	1/4-20 x 1/2" FBHSCS	Economy
651129	15	3	5/16-18 x 11/16" FBHSCS	Economy

Structural Hinges

0° PIVOT NUB

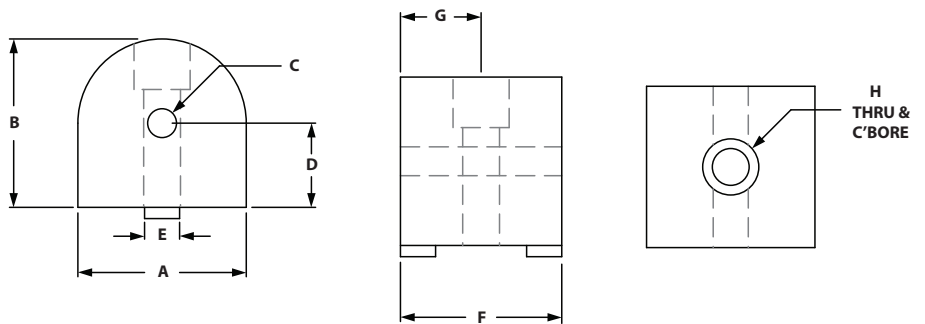


ITEM#	SERIES	A	B	C-TAP	D	E	F	G	H
653116	10	1.000"	1.000"	1/4-20 x .50	.500"	1.000"	.250"	.500"	1/4-20
653213	15	1.500"	1.500"	5/16-18 x .75	.750"	1.500"	.312"	.750"	5/16-18

INCLUDED FASTENERS

COMBO ITEM#	SERIES	QTY	BOLT	TNUT TYPE
651119	10	1	1/4-20 x 1" SHCS	Economy
651487	15	1	5/16-18 x 1-1/2" SHCS	Economy

90° PIVOT NUB

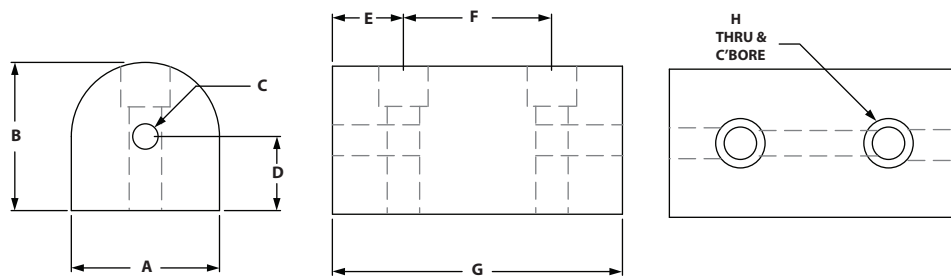


ITEM#	SERIES	A	B	C-TAP	D	E	F	G	H
653117	10	1.000"	1.000"	1/4-20 x .50	.500"	.250"	1.000"	.500"	1/4-20
653214	15	1.500"	1.500"	5/16-18 x .75	.750"	.312"	1.500"	.750"	5/16-18

INCLUDED FASTENERS

COMBO ITEM#	SERIES	QTY	BOLT	TNUT TYPE
651119	10	1	1/4-20 x 1" SHCS	Economy
651487	15	1	5/16-18 x 1-1/2" SHCS	Economy

UNIVERSAL PIVOT NUB

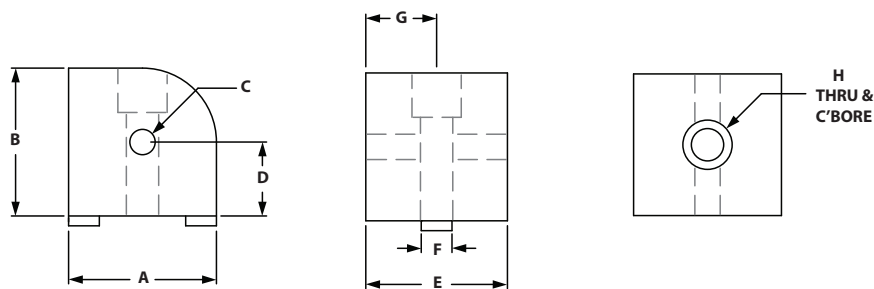


ITEM#	SERIES	A	B	C	D	E	F	G	H
653115	10	1.000"	1.000"	1/4-20 x .50	.500"	.500"	1.000"	2.000"	1/4-20
653212	15	1.500"	1.500"	5/16-18 x .75	.750"	.750"	1.500"	3.000"	5/16-18

INCLUDED FASTENERS

COMBO ITEM#	SERIES	QTY	BOLT	TNUT TYPE
651119	10	2	1/4-20 x 1" SHCS	Economy
651487	15	2	5/16-18 x 1-1/2" SHCS	Economy

0° RIGHT ANGLE PIVOT NUB



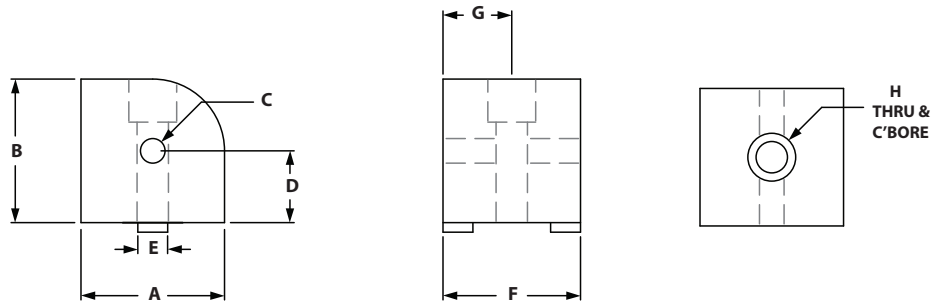
ITEM#	SERIES	A	B	C-TAP	D	E	F	G	H
653000	10	1.000"	1.000"	1/4-20 x .50	.500"	1.000"	.250"	.500"	1/4-20
653223	15	1.500"	1.500"	5/16-18 x .75	.750"	1.500"	.312"	.750"	5/16-18

INCLUDED FASTENERS

COMBO ITEM#	SERIES	QTY	BOLT	TNUT TYPE
651119	10	1	1/4-20 x 1" SHCS	Economy
651487	15	1	5/16-18 x 1-1/2" SHCS	Economy

Structural Hinges

90° RIGHT ANGLE PIVOT NUB

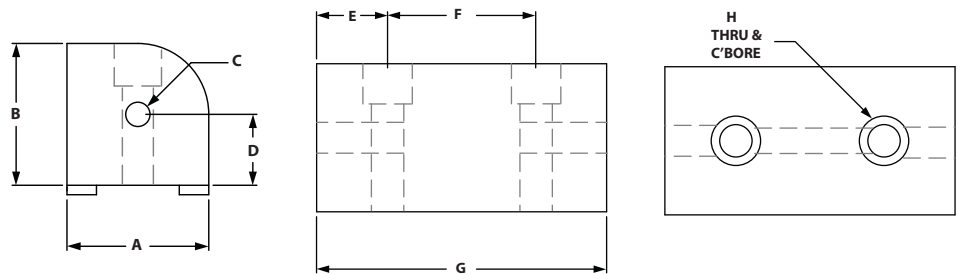


ITEM#	SERIES	A	B	C-TAP	D	E	F	G	H
653001	10	1.000"	1.000"	1/4-20 x .50	.500"	.250"	1.000"	.500"	1/4-20
653224	15	1.500"	1.500"	5/16-18 x .75	.750"	.312"	1.500"	.750"	5/16-18

INCLUDED FASTENERS

COMBO ITEM#	SERIES	QTY	BOLT	TNUT TYPE
651119	10	1	1/4-20 x 1" SHCS	Economy
651487	15	1	5/16-18 x 1-1/2" SHCS	Economy

RIGHT ANGLE UNIVERSAL PIVOT NUB

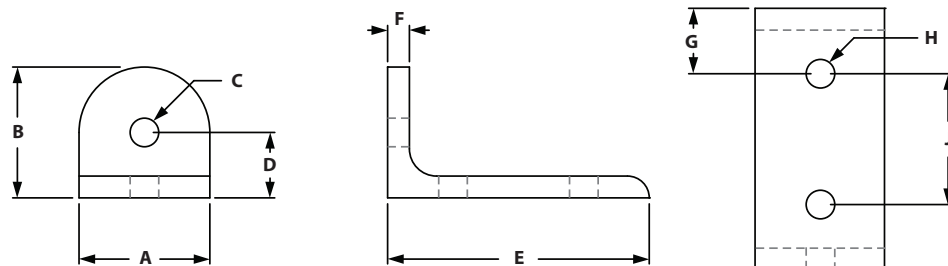


ITEM#	SERIES	A	B	C-TAP	D	E	F	G	H
653002	10	1.000"	1.000"	1/4-20 x .50	.500"	.500"	1.00"	2.000"	1/4-20
653225	15	1.500"	1.500"	5/16-18 x .75	.750"	.750"	1.500"	3.000"	5/16-18

INCLUDED FASTENERS

COMBO ITEM#	SERIES	QTY	BOLT	TNUT TYPE
651119	10	2	1/4-20 x 1" SHCS	Economy
651487	15	2	5/16-18 x 1-1/2" SHCS	Economy

"L" PIVOT ARM

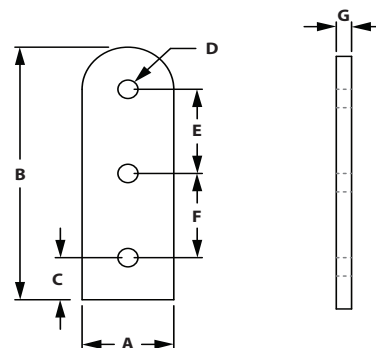


ITEM#	SERIES	A	B	C	D	E	F	G	H	J
653083	10	1.000"	1.000"	.281"	.500"	2.000"	.188"	.500"	.281"	1.000"
653181	15	1.500"	1.500"	.328"	.750"	3.000"	.250"	.750"	.328"	1.500"

RECOMMENDED FASTENERS

COMBO ITEM#	SERIES	QTY	BOLT	TNUT TYPE
651171	10	3	1/4-20 x 1/2" BHSCS	Economy
651129	15	3	5/16-18 x 11/16" FBHSCS	Economy

STANDARD PIVOT ARM



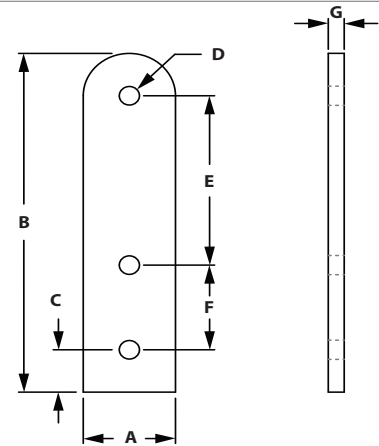
ITEM#	SERIES	A	B	C	D	E	F	G
653119	10	1.000"	3.000"	.500"	.257"	1.000"	1.000"	.188"
653219	15	1.500"	4.500"	.750"	.328"	1.500"	1.500"	.250"

RECOMMENDED FASTENERS

COMBO ITEM#	SERIES	QTY	BOLT	TNUT TYPE
651171	10	3	1/4-20 x 1/2" BHSCS	Economy
651129	15	3	5/16-18 x 11/16" FBHSCS	Economy

Structural Hinges

EXTENDED PIVOT ARM



ITEM#	SERIES	A	B	C	D	E	F	G
653122	10	1.000"	4.000"	.500"	.257"	2.000"	1.000"	.188"
653222	15	1.500"	6.000"	.750"	.328"	3.000"	1.500"	.250"












RECOMMENDED FASTENERS

COMBO ITEM#	SERIES	QTY	BOLT	TNUT TYPE
651130	10	3	1/4-20 x 1/2" BHSCS	Economy
651129	15	3	5/16-18 x 11/16" FBHSCS	Economy















Structural Hinge Assembly Charts

Our structural hinges come with a standard flanged bolt and are secured in place with no motion available.

10 SERIES STRUCTURAL HINGES

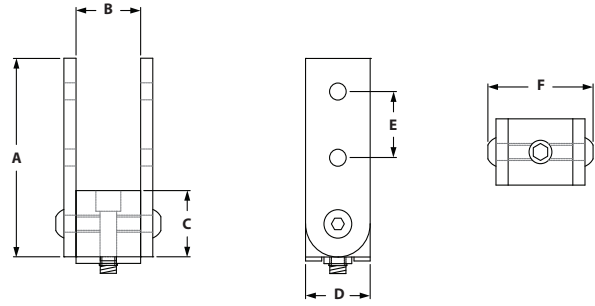
		IND PART NUMBERS				
		 653116	 653117	 653115	 653083	 653119
ASSEMBLY PART NUMBERS	 653120	1				2
	 653121		1			2
	 653118			1		2
	 653087	1			2	
	 653088		1		2	
	 653090			1	2	

15 SERIES STRUCTURAL HINGES

		IND PART NUMBERS				
		 653213	 653214	 653212	 653181	 653219
ASSEMBLY PART NUMBERS	 653220	1				2
	 653221		1			2
	 653218			1		2
	 653185	1			2	
	 653186		1		2	
	 653188			1	2	
	 653189	1			1	1
	 653190		1		1	1
	 653191			1	1	1

Structural Hinges Assemblies

0° PIVOT HINGE



ITEM#	SERIES	NUB (QTY)	ARM (QTY)	A	B	C	D	E	F
653120	10	653116 (1)	653119 (2)	3.000"	1.000"	1.000"	3.000"	1.000"	1.626"
653220	15	653213 (1)	653219 (2)	4.500"	1.500"	1.500"	4.500"	1.500"	2.315"

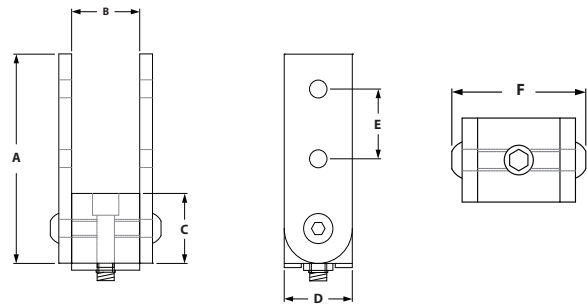
INCLUDED FASTENERS

NUB TO EXTRUSION				ARMS TO NUB		
SERIES	ITEM#	QTY	DESCRIPTION	ITEM#	QTY	DESCRIPTION
10	651119	1	SHCS & tnut	651136	2	1/4-20 x 1/2" FBHSCS
15	651487	1	SHCS & tnut	651134	2	5/16-18 x 11/16" FBHSCS

RECOMMENDED FASTENERS (ARM TO EXTRUSION)

ITEM#	SERIES	QTY	BOLT	TNUT TYPE
651130	10	4	1/4-20 x 1/2" FBHSCS	Economy
651129	15	4	5/16-18 x 11/16" FBHSCS	Economy

90° PIVOT HINGE



ITEM#	SERIES	NUB (QTY)	ARM (QTY)	A	B	C	D	E	F
653121	10	653117 (1)	653119 (2)	3.000"	1.000"	1.000"	3.000"	1.000"	1.626"
653221	15	653214 (1)	653219 (2)	4.500"	1.500"	1.500"	4.500"	1.500"	2.315"

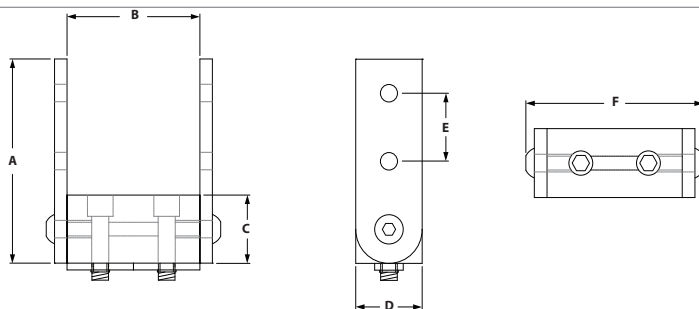
INCLUDED FASTENERS

NUB TO EXTRUSION				ARMS TO NUB		
SERIES	ITEM#	QTY	DESCRIPTION	ITEM#	QTY	DESCRIPTION
10	651119	1	SHCS & tnut	651136	2	1/4-20 x 1/2" FBHSCS
15	651487	1	SHCS & tnut	651134	2	5/16-18 x 11/16" FBHSCS

RECOMMENDED FASTENERS (ARM TO EXTRUSION)

ITEM#	SERIES	QTY	BOLT	TNUT TYPE
651130	10	4	1/4-20 x 1/2" FBHSCS	Economy
651129	15	4	5/16-18 x 11/16" FBHSCS	Economy

UNIVERSAL PIVOT HINGE



ITEM#	SERIES	NUB (QTY)	ARM (QTY)	A	B	C	D	E	F
653118	10	653115 (1)	653119 (2)	3.000"	2.000"	1.000"	1.000"	1.000"	2.626"
653218	15	653212 (1)	653219 (2)	4.500"	3.000"	1.500"	1.500"	1.500"	3.310"

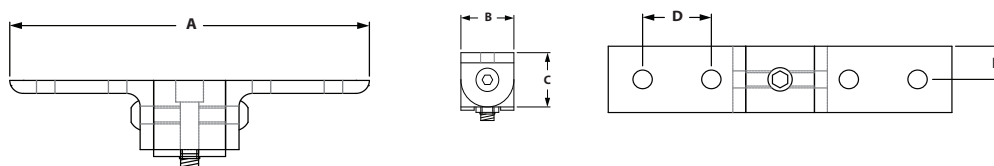
INCLUDED FASTENERS

NUB TO EXTRUSION				ARMS TO NUB		
SERIES	ITEM#	QTY	DESCRIPTION	ITEM#	QTY	DESCRIPTION
10	651119	2	SHCS & tnut	651136	2	1/4-20 x 1/2" FBHSCS
15	651487	2	SHCS & tnut	651134	2	5/16-18 x 11/16" FBHSCS

RECOMMENDED FASTENERS (ARM TO EXTRUSION)

ITEM#	SERIES	QTY	BOLT	TNUT TYPE
651130	10	4	1/4-20 x 1/2" FBHSCS	Economy
651129	15	4	5/16-18 x 11/16" FBHSCS	Economy

0° "L" ARM PIVOT HINGE



ITEM#	SERIES	NUB (QTY)	ARM (QTY)	A	B	C	D	E
653087	10	653116 (1)	653083 (2)	5.000"	1.000"	1.000"	1.000"	.500"
653185	15	653213 (1)	653181 (2)	7.500"	1.500"	1.500"	1.500"	.750"

INCLUDED FASTENERS

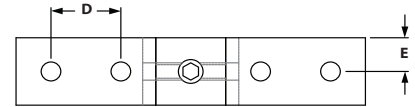
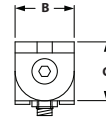
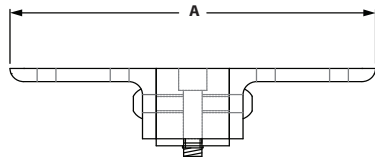
NUB TO EXTRUSION				ARMS TO NUB		
SERIES	ITEM#	QTY	DESCRIPTION	ITEM#	QTY	DESCRIPTION
10	651119	1	SHCS & tnut	651136	2	1/4-20 x 1/2" FBHSCS
15	651487	1	SHCS & tnut	651134	2	5/16-18 x 11/16" FBHSCS

RECOMMENDED FASTENERS (ARM TO EXTRUSION)

ITEM#	SERIES	QTY	BOLT	TNUT TYPE
651130	10	4	1/4-20 x 1/2" FBHSCS	Economy
651129	15	4	5/16-18 x 11/16" FBHSCS	Economy

Dynamic & Structural Hinges

90° "L" ARM PIVOT HINGE



ITEM#	SERIES	NUB (QTY)	ARM (QTY)	A	B	C	D	E
653088	10	653117 (1)	653083 (2)	5.000"	1.000"	1.000"	1.000"	.500"
653186	15	653214 (1)	653181 (2)	7.500"	1.500"	1.500"	1.500"	.750"

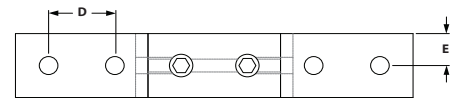
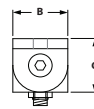
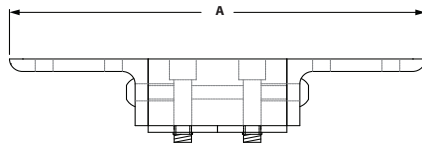
INCLUDED FASTENERS

NUB TO EXTRUSION				ARMS TO NUB		
SERIES	ITEM#	QTY	DESCRIPTION	ITEM#	QTY	DESCRIPTION
10	651119	1	SHCS & tnut	651136	2	1/4-20 x 1/2" FBHSCS
15	651487	1	SHCS & tnut	651134	2	5/16-18 x 11/16" FBHSCS

RECOMMENDED FASTENERS (ARM TO EXTRUSION)

ITEM#	SERIES	QTY	BOLT	TNUT TYPE
651130	10	4	1/4-20 x 1/2" FBHSCS	Economy
651129	15	4	5/16-18 x 11/16" FBHSCS	Economy

UNIVERSAL "L" ARM PIVOT HINGE



ITEM#	SERIES	NUB (QTY)	ARM (QTY)	A	B	C	D	E
653090	10	653115 (1)	653083 (2)	6.000"	1.000"	1.000"	1.000"	.500"
653188	15	653212 (1)	653181 (2)	9.000"	1.500"	1.500"	1.500"	.750"

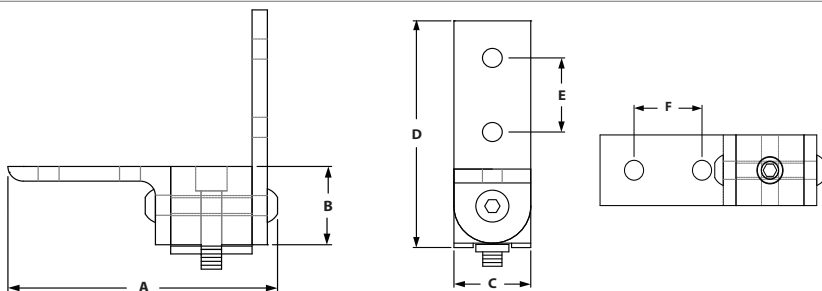
INCLUDED FASTENERS

NUB TO EXTRUSION				ARMS TO NUB		
SERIES	ITEM#	QTY	DESCRIPTION	ITEM#	QTY	DESCRIPTION
10	651119	2	SHCS & tnut	651136	2	1/4-20 x 1/2" FBHSCS
15	651487	2	SHCS & tnut	651134	2	5/16-18 x 11/16" FBHSCS

RECOMMENDED FASTENERS (ARM TO EXTRUSION)

ITEM#	SERIES	QTY	BOLT	TNUT TYPE
651130	10	4	1/4-20 x 1/2" FBHSCS	Economy
651129	15	4	5/16-18 x 11/16" FBHSCS	Economy

0° "L" ARM and STRAIGHT ARM PIVOT HINGE



ITEM#	SERIES	NUB (QTY)	ARM (QTY)	A	B	C	D	E	F
653189	15	653213 (1)	653181 (1), 653219 (1)	4.900"	1.500"	1.500"	4.500"	1.000"	1.500"

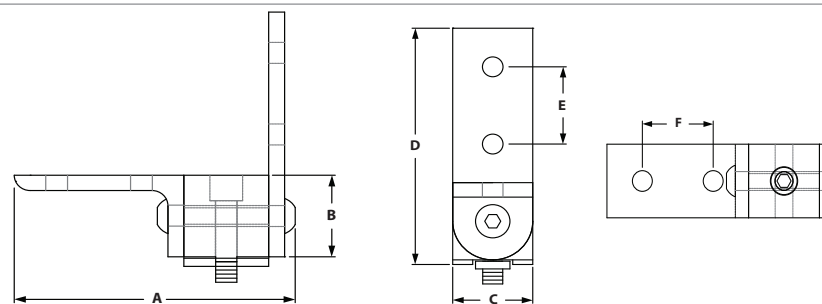
INCLUDED FASTENERS

NUB TO EXTRUSION				ARMS TO NUB		
SERIES	ITEM#	QTY	DESCRIPTION	ITEM#	QTY	DESCRIPTION
15	651487	1	SHCS & tnut	651134	2	5/16-18 x 11/16" FBHSCS

RECOMMENDED FASTENERS (ARM TO EXTRUSION)

ITEM#	SERIES	QTY	BOLT	TNUT TYPE
651129	15	4	5/16-18 x 11/16" FBHSCS	Economy

90° "L" ARM and STRAIGHT ARM PIVOT HINGE



ITEM#	SERIES	NUB (QTY)	ARM (QTY)	A	B	C	D	E	F
653190	15	653214 (1)	653181 (1), 653219 (1)	4.900"	1.500"	1.500"	4.500"	1.000"	1.500"

INCLUDED FASTENERS

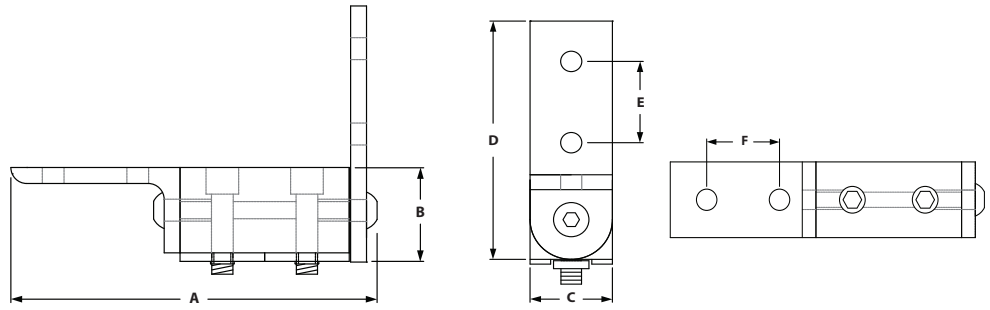
NUB TO EXTRUSION				ARMS TO NUB		
SERIES	ITEM#	QTY	DESCRIPTION	ITEM#	QTY	DESCRIPTION
15	651487	1	SHCS & tnut	651134	2	5/16-18 x 11/16" FBHSCS

RECOMMENDED FASTENERS (ARM TO EXTRUSION)

ITEM#	SERIES	QTY	BOLT	TNUT TYPE
651129	15	4	5/16-18 x 11/16" FBHSCS	Economy

Dynamic & Structural Hinges

UNIVERSAL "L" ARM and STRAIGHT ARM PIVOT HINGE



ITEM#	SERIES	NUB (QTY)	ARM (QTY)	A	B	C	D	E	F
653191	15	653212 (1)	653181 (1), 653219 (1)	6.400"	1.500"	1.500"	4.500"	1.000"	1.500"

INCLUDED FASTENERS

NUB TO EXTRUSION				ARMS TO NUB		
SERIES	ITEM#	QTY	DESCRIPTION	ITEM#	QTY	DESCRIPTION
15	651487	1	SHCS & tnut	651134	2	5/16-18 x 11/16" FBHSCS

RECOMMENDED FASTENERS (ARM TO EXTRUSION)

ITEM#	SERIES	QTY	BOLT	TNUT TYPE
651129	15	4	5/16-18 x 11/16" FBHSCS	Economy

CONTENT

06 TSLOTS Panels

Plastic Panels	188-191
PVC Coated Wire Mesh	191
Area Calculator Matrix	192
Panel Mount Blocks & Brackets	193-194
Panel Retainers	195-196
Mesh Panel Retainers	197-198
Backing Plates	199
Mesh Panel Retainer Assemblies	200
Panel Stiffener & Gaskets	201-203
Glass Panel Clamp	202-204
Slatwall Panels	205

06 PANELS FRACTIONAL

TSLOTS Panels

ACRYLIC PANELS



- *Lightweight*
- *Weather resistant*
- *High optical clarity*
- *Great for displays or Partitions*

ITEM#	COLOR	MATERIAL	THICKNESS	STOCK SIZE
655424	Clear	Acrylic	.236"	4' x 8' +.250"/-0
655425	Clear	Acrylic	.177"	4' x 8' +.250"/-0
655426	White	Acrylic	.236"	4' x 8' +.250"/-0
655427	White	Acrylic	.177"	4' x 8' +.250"/-0
655428	Black	Acrylic	.236"	4' x 8' +.250"/-0
655429	Black	Acrylic	.177"	4' x 8' +.250"/-0
655430	Bronze	Acrylic	.236"	4' x 8' +.250"/-0
655431	Bronze	Acrylic	.177"	4' x 8' +.250"/-0

POLYCARBONATE PANELS




- *High durability and impact resistance*
- *High optical clarity*
- *Highly machinable*
- *Great for enclosures, guarding, or safety applications*

ITEM#	COLOR	MATERIAL	THICKNESS	STOCK SIZE
655432	Clear	Polycarbonate	.236"	4' x 8' +.250"/-0
655433	Clear	Polycarbonate	.177"	4' x 8' +.250"/-0
682883	Clear	Polycarbonate	.375"	4' x 8' +.250"/-0
682884	Clear	Polycarbonate	.500"	4' x 8' +.250"/-0
655448	Gray	Polycarbonate	.236"	4' x 8' +.250"/-0
655449	Gray	Polycarbonate	.177"	4' x 8' +.250"/-0
655434	Bronze	Polycarbonate	.236"	4' x 8' +.250"/-0
655435	Bronze	Polycarbonate	.177"	4' x 8' +.250"/-0

- *Machining Service – Panel Cut to Size 660062 & 660063*
- *Panels are ordered by the sq. ft.*
- *For custom panels contact Tslots. See page 4 for information*

HDPE PANELS



- Textured on both sides
- Impact and corrosion resistant
- Highly machinable
- Great for enclosures, guarding, or safety applications

ITEM#	COLOR	MATERIAL	THICKNESS	STOCK SIZE
655690	Black	HDPE	.236"	4' x 8' +.250"/-0
655691	Blue	HDPE	.236"	4' x 8' +.250"/-0
655695	Red	HDPE	.236"	4' x 8' +.250"/-0

HAIRCELL ABS PANELS



- One smooth side and one textured side
- Impact resistant
- Highly machinable
- Great for workstations and partitions

ITEM#	COLOR	MATERIAL	THICKNESS	STOCK SIZE
655436	Black	Haircell ABS	.236"	4' x 8' +.250"/-0
655437	Black	Haircell ABS	.177"	4' x 8' +.250"/-0

- Machining Service – Panel Cut to Size 660062 & 660063
- Panels are ordered by the sq. ft.
- For custom panels contact Tslots. See page 4 for information

TSLOTS Panels

EXPANDED PVC PANELS



- Chemical and weather resistant
- Lightweight
- Highly machinable
- Great for displays and partitions

ITEM#	COLOR	MATERIAL	THICKNESS	STOCK SIZE
655440	Black	Expanded PVC	.236"	4' x 8' +.250"/-0
655441	Black	Expanded PVC	.118"	4' x 8' +.250"/-0
655442	Red	Expanded PVC	.236"	4' x 8' +.250"/-0
655443	Red	Expanded PVC	.118"	4' x 8' +.250"/-0
655444	Blue	Expanded PVC	.236"	4' x 8' +.250"/-0
655445	Blue	Expanded PVC	.118"	4' x 8' +.250"/-0
655446	Gray	Expanded PVC	.236"	4' x 8' +.250"/-0
655447	Gray	Expanded PVC	.118"	4' x 8' +.250"/-0
655438	White	Expanded PVC	.236"	4' x 8' +.250"/-0
655439	White	Expanded PVC	.118"	4' x 8' +.250"/-0
682882	Clear	PVC	.236"	4' x 8' +.250"/-0
655450	Yellow	Expanded PVC	.236"	4' x 8' +.250"/-0
655451	Yellow	Expanded PVC	.118"	4' x 8' +.250"/-0

ALUMALITE PANELS



- Weather resistant
- High durability
- Lightweight alternative to solid aluminum plate
- Great for workstations, enclosures, or displays

ITEM#	COLOR	MATERIAL	THICKNESS	STOCK SIZE
655452	Blue	Alupalite	.236"	4' x 8' +.250"/-0
655454	Silver	Alupalite	.236"	4' x 8' +.250"/-0

- Machining Service – Panel Cut to Size 660062 & 660063
- Panels are ordered by the sq. ft.
- For custom panels contact Tslots. See page 4 for information

ALUCOBOND PANELS



- Weather resistant
- High durability
- Lightweight alternative to solid aluminum plate
- Great for workstations, enclosures, or displays
- Platinum only on one side
- Aluminum sheets separated by thermoplastic core

ITEM#	COLOR	MATERIAL	THICKNESS	STOCK SIZE
655457	Platinum	Alucobond	.157"	4' x 8' +.250"/-0

DIE BOND PANELS



- Weather resistant
- High durability
- Lightweight alternative to solid aluminum plate
- Great for workstations, enclosures, or displays
- White on one side and black on the other side

ITEM#	COLOR	MATERIAL	THICKNESS	STOCK SIZE
655857	White/Black	Diebond	.118"	4' x 8' +.250"/-0

WIRE MESH



- Great for workstations, enclosures, or displays
- See page 471 for cutting
- Use calculation matrix on page 190 to measure area

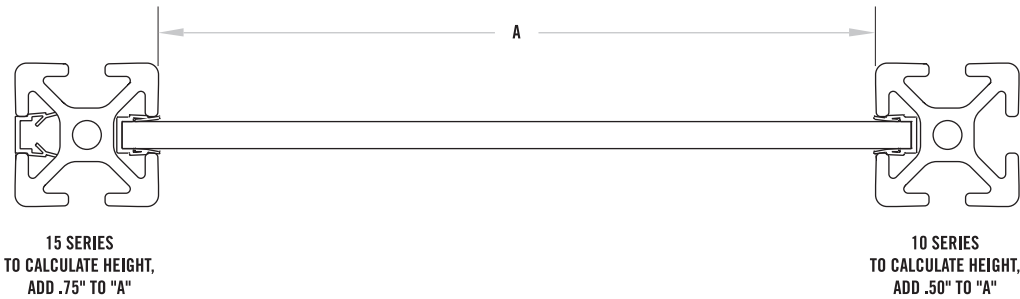
ITEM#	SIZE	COLOR	MATERIAL	GAUGE	OVERALL THICKNESS	STOCK SIZE
655318	.5" x .5"	Black	PVC	16	.140"	4' x 8' +.250"/-0
655319	.5" x .5"	Yellow	PVC	16	.140"	4' x 8' +.250"/-0
655316	1" x 1"	Black	PVC	12	.210"	4' x 8' +.250"/-0
655317	1" x 1"	Yellow	PVC	12	.210"	4' x 8' +.250"/-0
655818	2" x 2"	Black	PVC	12	.210"	4' x 8' +.250"/-0
655830	2" x 2"	Yellow	PVC	12	.210"	4' x 8' +.250"/-0

TSLOTS Panel Hardware

AREA CALCULATION MATRIX

HOW TO USE THE MATRIX

- Round both length and width dimensions up to the next 6" increment
- Find the length and width along the top and side of area calculation matrix
- Find the area in square feet at the intersection of the length and width matrix

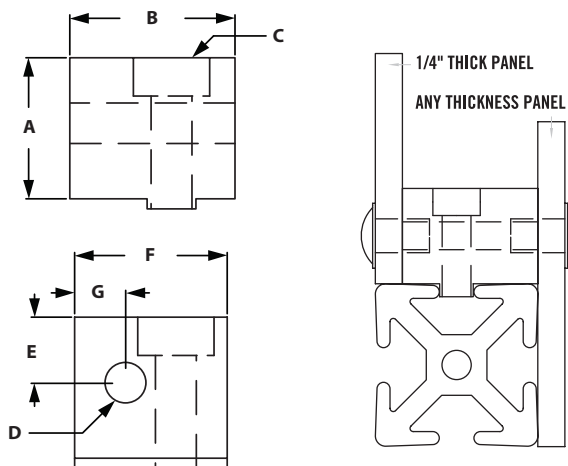


		WIDTH									
		6"	12"	18"	24"	30"	36"	42"	48"	54"	60"
LENGTH	6"	0.25	0.50	0.75	1.00	1.25	1.50	1.75	2.00	2.25	2.50
	12"	0.50	1.00	1.50	2.00	2.50	3.00	3.50	4.00	4.50	5.00
	18"	0.75	1.50	2.25	3.00	3.75	4.50	5.25	6.00	6.75	7.50
	24"	1.00	2.00	3.00	4.00	5.00	6.00	7.00	8.00	9.00	10.00
	30"	1.25	2.50	3.75	5.00	6.25	7.50	8.75	10.00	11.25	12.50
	36"	1.50	3.00	4.50	6.00	7.50	9.00	10.50	12.00	13.50	15.00
	42"	1.75	3.50	5.25	7.00	8.75	10.50	12.25	14.00	15.75	17.50
	48"	2.00	4.00	6.00	8.00	10.00	12.00	14.00	16.00	18.00	20.00
	54"	2.25	4.50	6.75	9.00	11.25	13.50	15.75	18.00	20.25	22.50
	60"	2.50	5.00	7.50	10.00	12.50	15.00	17.50	20.00	22.50	25.00
	66"	2.75	5.50	8.25	11.00	13.75	16.50	19.25	22.00	24.75	27.50
	72"	3.00	6.00	9.00	12.00	15.00	18.00	21.00	24.00	27.00	30.00
	78"	3.25	6.50	9.75	13.00	16.25	19.50	22.75	26.00	29.25	32.50
	84"	3.50	7.00	10.50	14.00	17.50	21.00	24.50	28.00	31.50	35.00
	90"	3.75	7.50	11.25	15.00	18.75	22.50	26.25	30.00	33.75	37.50
	96"	4.00	8.00	12.00	16.00	20.00	24.00	28.00	32.00	36.00	40.00
102"	4.25	8.50	12.75	17.00	21.25	25.50	29.75	34.00	38.25	42.50	
108"	4.50	9.00	13.50	18.00	22.50	27.00	31.50	36.00	40.50	45.00	

PANEL MOUNT BLOCK



- Allows you to mount panel flush or offset with extrusion
- Simplifies adding or removing panels
- Drilling panel required
- Fasteners for mounting to extrusion included



ITEM#	SERIES	FINISH	A	B	C	D	E	F	G
655288	10	Clear	.700"	.800"	10-32 SHCS	1/4-20 Tap	.325"	.738"	.250"
654288	10	Black	.700"	.800"	10-32 SHCS	1/4-20 Tap	.325"	.738"	.250"
655286	15	Clear	.875"	1.250"	1/4-20 SHCS	5/16-18 Tap	.440"	1.000"	.390"
654286	15	Black	.875"	1.250"	1/4-20 SHCS	5/16-18 Tap	.440"	1.000"	.390"

INCLUDED FASTENERS

ITEM#	SERIES	QTY	DESCRIPTION
651017 & 651096	10	1	10-32 x 3/4" SHCS & 10-32 Economy Tnut
651029 & 651105	15	1	1/4-20 x 1" SHCS & 1/4-20 Economy Tnut

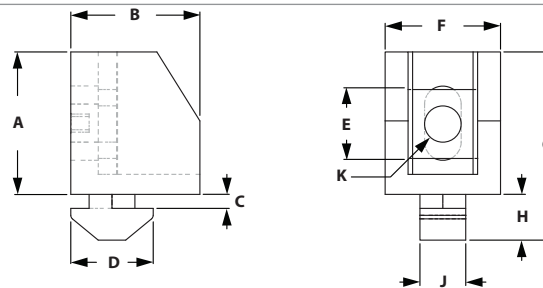
RECOMMENDED FASTENERS (MOUNT TO PANEL)

ITEM#	SERIES	QTY	DESCRIPTION
651023	10	1	1/4-20 x 5/8" BHSCS
651053	15	1	5/16-18 3/4" BHSCS

NYLON PANEL MOUNT BLOCK



- Panel inserts from the top then twists 90° to lock into place.
- Made of Black Nylon
- .5" offset from edge for hole placement of panel.



ITEM#	SERIES	A	B	C	D	E	F	G	H	J	K-THREAD
655681	15	.886"	.984"	.165"	.670"	.492"	.750"	1.339"	.354"	.236"	1/4-20

INCLUDED FASTENERS

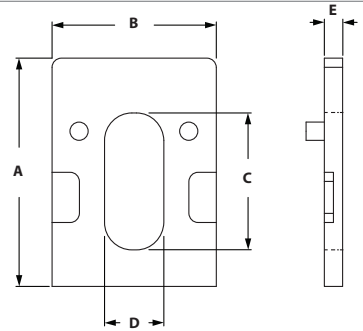
ITEM#	QTY	DESCRIPTION
671047	1	Uniblock Spacer
651462	1	1/4-20 x 1" BHSCS

TSLOTS Panel Hardware

UNIBLOCK SPACERS



- Work with panel mount block to increase thickness
- Allows for offset panel mounting
- Reduces movement and vibration

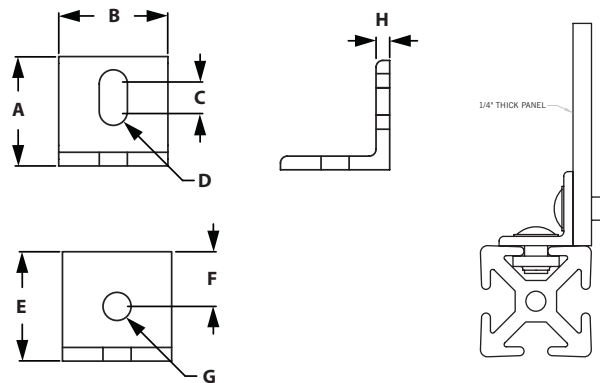


ITEM#	SERIES	A	B	C	D	E
671046	15	.984"	.728"	.590"	.256"	.118"
671047	15	.984"	.728"	.590"	.256"	.197"

PANEL MOUNT BRACKET



- Lower cost alternative than Panel Mount Block
- Slotted hole makes alignment easy
- Drilling hole in panel required



ITEM#	SERIES	A	B	C	D	E	F	G	H
655289	10	1.000"	1.000"	.250"	.129"	1.000"	.500"	.257"	.125"
655291	15	1.000"	1.000"	.250"	.164"	1.000"	.500"	.328"	.125"

RECOMMENDED FASTENERS (EXTRUSION SLOT)

ITEM#	SERIES	QTY	BOLT	TNUT
651166	10	1	1/4-20 x 3/8" FBHSCS	Economy
651128	15	1	5/16-18 x 1/2" FBHSCS	Economy

RECOMMENDED FASTENERS (EXTRUSION END)

ITEM#	SERIES	QTY	BOLT	HEX NUT	WASHER
651002	10	1	1/4-20 x 3/4" FBHSCS	Yes	Yes
651210	15	1	5/16-18 x 1/2" FBHSCS	Yes	Yes

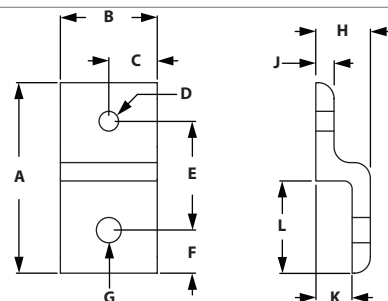
SINGLE PANEL RETAINER



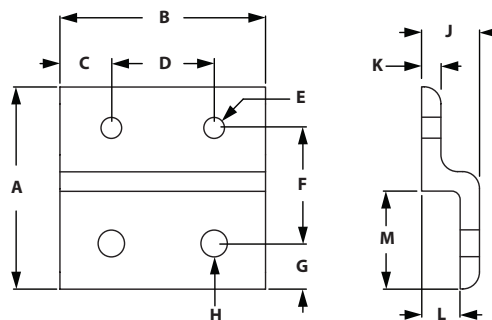
- Strongest way to retain panels
- Simplifies panel installation and removal
- Drilling panel required



SINGLE PANEL RETAINER



SINGLE PANEL RETAINER-WIDE



SINGLE RETAINER

ITEM#	SERIES	A	B	C	D-TAP	E	F	G	H	J	K	L
655329	10	1.938"	1.000"	.500"	1/4-20	1.108"	.438"	.257"	.563"	.188"	.375"	.938"
655295	15	2.879"	1.500"	.750"	5/16-18	1.656"	.629"	.328"	.840"	.250"	.590"	1.379"

SINGLE RETAINER WIDE

ITEM#	SERIES	A	B	C	D	E-TAP	F	G	H	J	K	L	M
655330	10	1.938"	2.000"	.500"	1.000"	1/4-20	1.108"	.438"	.257"	.563"	.188"	.375"	.938"
655294	15	2.879"	3.000"	.750"	1.500"	5/16-18	1.656"	.629"	.328"	.840"	.250"	.590"	1.379"

RECOMMENDED FASTENERS (EXTRUSION SLOT)

ITEM#	SERIES	QTY	QTY FOR WIDE	BOLT	TNUT
651130	10	1	2	1/4-20 x 1/2" FBHSCS	Economy
651129	15	1	2	5/16-18 x 11/16" FBHSCS	Economy

RECOMMENDED FASTENERS (FOR 1/4" PANEL)

ITEM#	SERIES	QTY	QTY FOR WIDE	BOLT
651169	10	1	2	1/4-20 x 3/8" FBHSCS
651135	15	1	2	5/16-18 x 1/2" FBHSCS

TLOTS Panel Hardware

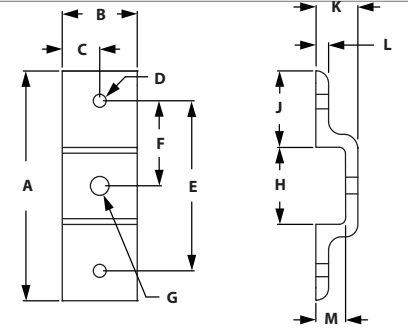
DOUBLE PANEL RETAINER



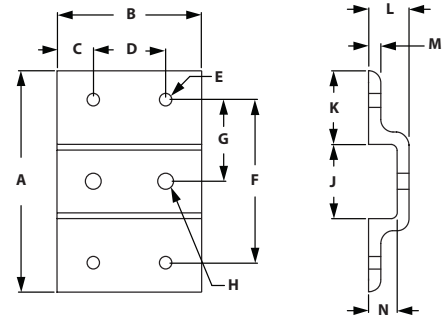
- Strongest way to retain panels
- Simplifies panel installation and removal



DOUBLE PANEL RETAINER



DOUBLE PANEL RETAINER-WIDE



DOUBLE RETAINER

ITEM#	SERIES	A	B	C	D-TAP	E	F	G	H	J	K	L	M
655343	10	3.021"	1.000"	.500"	1/4-20	2.237"	1.118"	.257"	1.021"	1.000"	.563"	.188"	.375"
655345	15	4.523"	1.500"	.750"	5/16-18	3.335"	1.666"	.328"	1.523"	1.500"	.840"	.250"	.590"

DOUBLE RETAINER WIDE

ITEM#	SERIES	A	B	C	D	E-TAP	F	G	H	J	K	L	M	N
655344	10	3.021"	2.000"	.500"	1.000"	1/4-20	2.237"	1.118"	.257"	1.021"	1.000"	.563"	.188"	.375"
655346	15	4.523"	3.000"	.750"	1.500"	5/16-18	3.335"	1.666"	.328"	1.523"	1.500"	.840"	.250"	.590"


RECOMMENDED FASTENERS (EXTRUSION SLOT)

ITEM#	SERIES	QTY	QTY FOR WIDE	BOLT	TNUT
651130	10	1	2	1/4-20 x 1/2" FBHSCS	Economy
651129	15	1	2	5/16-18 x 11/16" FBHSCS	Economy

RECOMMENDED FASTENERS (FOR 1/4" PANEL)

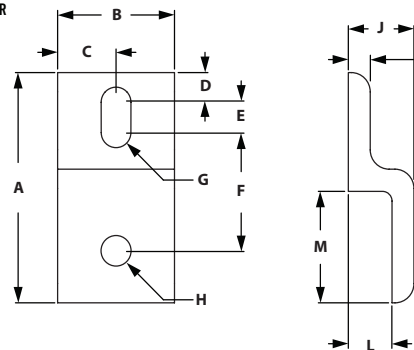
ITEM#	SERIES	QTY	QTY FOR WIDE	BOLT
651169	10	2	4	1/4-20 x 3/8" FBHSCS
651135	15	2	4	5/16-18 x 1/2" FBHSCS

MESH PANEL RETAINER

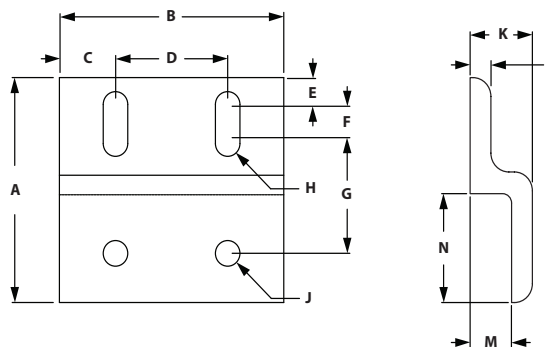


- Strongest way to retain wire mesh
- Prevents wire mesh from pushing out of T-Slot
- Simplifies installation and removal of wire mesh

MESH PANEL RETAINER



MESH PANEL RETAINER-WIDE



SINGLE RETAINER

ITEM#	SERIES	A	B	C	D	E	F	G	H	J	K	L	M
655323	10	1.938"	1.000"	.500"	.250"	.375"	.875"	.255"	.255"	.563"	.188"	.375"	.938"
655293	15	2.879"	1.500"	.750"	.344"	.500"	1.406"	.328"	.328"	.840"	.250"	.590"	1.379"

SINGLE RETAINER-WIDE

ITEM#	SERIES	A	B	C	D	E	F	G	H	J	K	L	M	N
655326	10	1.938"	2.000"	.500"	1.000"	.250"	.375"	.875"	.255"	.255"	.563"	.188"	.375"	.938"
655292	15	2.879"	3.000"	.750"	1.500"	.344"	.500"	1.406"	.328"	.328"	.840"	.250"	.590"	1.379"

RECOMMENDED FASTENERS (EXTRUSION SLOT)

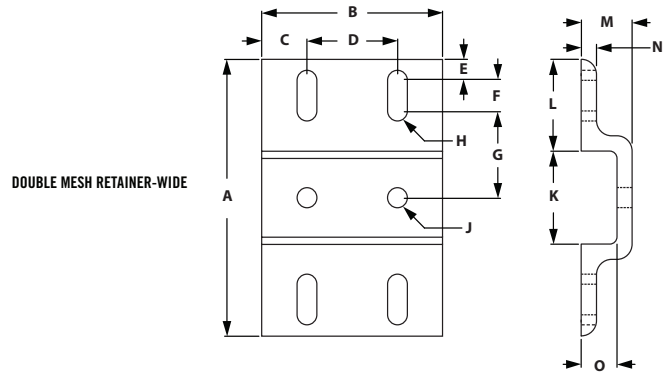
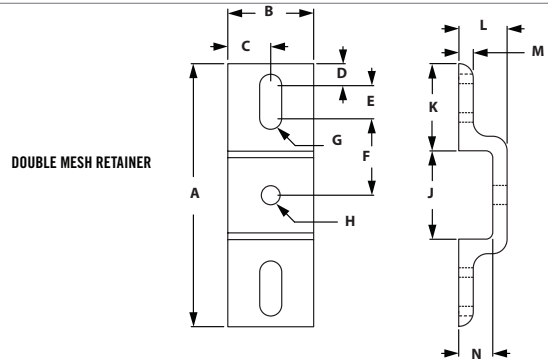
ITEM#	SERIES	QTY	QTY FOR WIDE	BOLT	TNUT
651130	10	1	2	1/4-20 x 1/2" FBHSCS	Economy
651129	15	1	2	5/16-18 x 11/16" FBHSCS	Economy

TLOTS Panel Hardware

DOUBLE MESH PANEL RETAINER



- Prevents panels from pushing out
- Simplifies installation and removal



DOUBLE RETAINER

ITEM#	SERIES	A	B	C	D	E	F	G	H	J	K	L	M	N
655351	10	3.021"	1.000"	.500"	.250"	.375"	.855"	.257"	.257"	1.021"	1.000"	.563"	.188"	.375"
655347	15	4.523"	1.500"	.750"	.344"	.500"	1.416"	.328"	.328"	1.523"	1.500"	.840"	.250"	.590"

DOUBLE RETAINER-WIDE

ITEM#	SERIES	A	B	C	D	E	F	G	H	J	K	L	M	N	O
655353	10	3.021"	2.000"	.500"	1.000"	.250"	.375"	.855"	.257"	.257"	1.021"	1.000"	.563"	.188"	.375"
655349	15	4.523"	3.000"	.750"	1.500"	.344"	.500"	1.416"	.328"	.328"	1.523"	1.500"	.840"	.250"	.590"

RECOMMENDED FASTENERS (EXTRUSION SLOT)

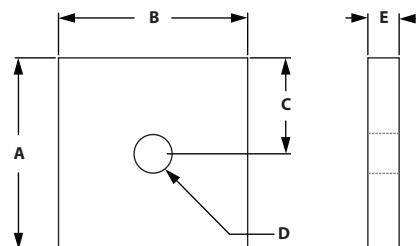
ITEM#	SERIES	QTY	QTY FOR WIDE	BOLT	TNUT
651130	10	1	2	1/4-20 x 1/2" FBHSCS	Economy
651129	15	1	2	5/16-18 x 11/16" FBHSCS	Economy

BACKING PLATES

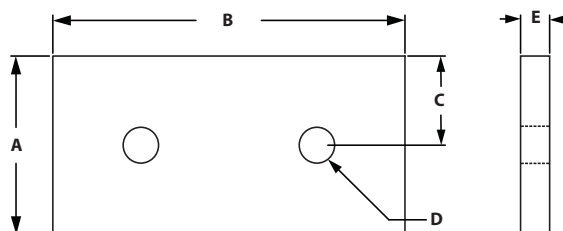


◦ Secures mesh panel retainers to the wire mesh

BACKING PLATE



BACKING PLATE-WIDE



BACKING PLATES

ITEM#	SERIES	A	B	C	D-THREAD	E
655325	10	1.000"	1.000"	.500"	1/4-20	.188"
655299	15	1.500"	1.500"	.750"	5/16-18	.250"

BACKING PLATES-WIDE

ITEM#	SERIES	A	B	C	D-THREAD	E
655328	10	1.000"	2.000"	.500"	1/4-20	.188"
655298	15	1.500"	3.000"	.750"	5/16-18	.250"

RECOMMENDED FASTENERS (TO PANEL/MESH RETAINER)

ITEM#	SERIES	QTY	QTY FOR WIDE	QTY FOR DBL	QTY FOR DBL WIDE	BOLT
651023	10	1	2	2	4	1/4-20 x 5/8" BHSCS
651053	15	1	2	2	4	5/16-18 x 3/4" BHSCS

Mesh Retainer Assemblies

MESH PANEL RETAINERS ASSEMBLY



- Strongest way to retain wire mesh
- Prevents wire mesh from pushing out of T-Slot
- Simplifies installation and removal of wire mesh

**Fasteners for gauge wire included.*

MESH PANEL RETAINERS ASSEMBLY

ITEM#	SERIES	RETAINER	QTY	BACKING PLATE	QTY	BOLT TO PLATE	QTY
655324	10	655323	1	655325	1	651023	1
655297	15	655293	1	655299	1	651053	1

MESH PANEL RETAINERS ASSEMBLY - WIDE

ITEM#	SERIES	RETAINER	QTY	BACKING PLATE	QTY	BOLT TO PLATE	QTY
655327	10	655326	1	655328	1	651023	2
655296	15	655292	1	655298	1	651053	2

DOUBLE MESH PANEL RETAINERS ASSEMBLY



- Prevents panels from pushing out
- Simplifies installation and removal

**Fasteners for gauge wire included.*

DOUBLE MESH PANEL RETAINERS ASSEMBLY

ITEM#	SERIES	RETAINER	QTY	BACKING PLATE	QTY	BOLT TO PLATE	QTY
655352	10	655351	1	655325	2	651023	2
655348	15	655347	1	655299	2	651053	2


DOUBLE MESH PANEL RETAINERS ASSEMBLY - WIDE

ITEM#	SERIES	RETAINER	QTY	BACKING PLATE	QTY	BOLT TO PLATE	QTY
655354	10	655353	1	655328	2	651023	4
655350	15	655349	1	655298	2	651053	4

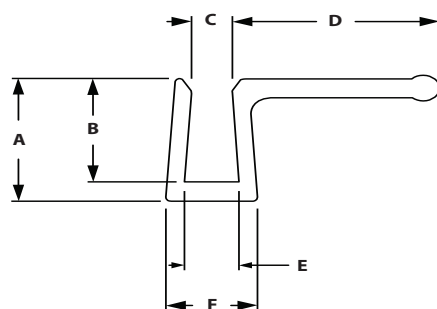
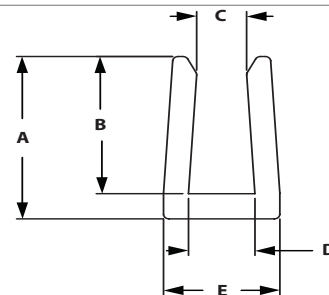
RECOMMENDED FASTENERS (EXTRUSION SLOT)

ITEM#	SERIES	QTY	QTY FOR WIDE	BOLT	TNUT
651130	10	1	2	1/4-20 x 1/2" FBHSCS	Economy
651129	15	1	2	5/16-18 x 11/16" FBHSCS	Economy

PANEL STIFFENER



- Increases the rigidity of 1/4" panels
- 72" full length sticks



ITEM#	SERIES	MAX LENGTH	A	B	C	D	E
655880	15	72"	.710"	.600"	.181"	.240"	.420"

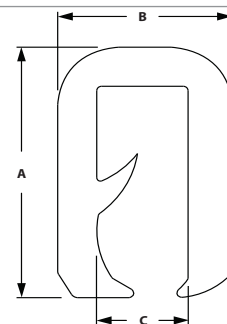
WITH HANDLE

ITEM#	SERIES	MAX LENGTH	A	B	C	D	E	F
655881	15	72"	.710"	.600"	.181"	.950"	.245"	.420"

WIRE EDGE COVER



- Applied to the edge of wire mesh to prevent cuts
- Creates a clean and a safe guarding
- Sold by the foot



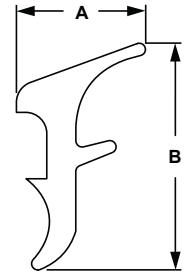
ITEM#	COLOR	MATERIAL	A	B	C
655312	Black	PVC/Aluminum	.545"	.357"	.187"

TSLOTS Hardware

RUBBER PANEL GASKET



- Place in slot to secure panels or mesh
- Can be easily placed in slot after panel or mesh has been placed
- Can be ordered by the foot or 150' roll

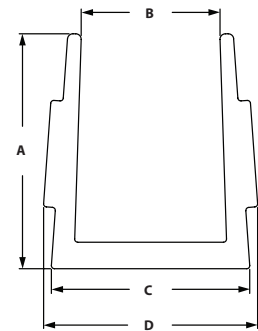


ITEM#	SERIES	SOLD	A	B
655111	10	Per Foot	.208"	.362"
655110	15	Per Foot	.311"	.547"
655113	10	Per 150' Roll	.208"	.362"
655112	15	Per 150' Roll	.311"	.547"

ECONOMY PLASTIC PANEL GASKET



- 10 S economy gasket will accommodate 3/16" panels

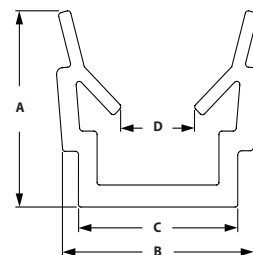


ITEM#	SERIES	LENGTH	MATERIAL	A	B	C	D
655639	10	96"	Polypropylene	.298"	.179"	.255"	.275"

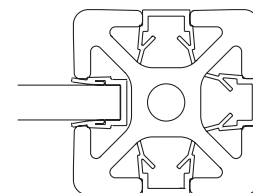
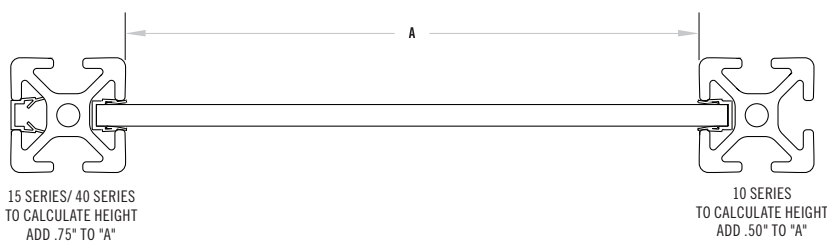
DELUXE PLASTIC PANEL GASKET



- Recessed in slot to secure plastic panels
- The deluxe gasket can also be used as a slot cover
- 655827 only works with .236" (6mm) panels



ITEM#	SERIES	COLOR	LENGTH	MATERIAL	A	B	C	D
655827	15	Black	78.74" (2M)	PP	.472"	.370"	.315"	.197"
655760	15	Yellow	78.74" (2M)	PP	.433"	.355"	.323"	.197"
655761	15	Natural	78.74" (2M)	PP	.433"	.355"	.323"	.197"

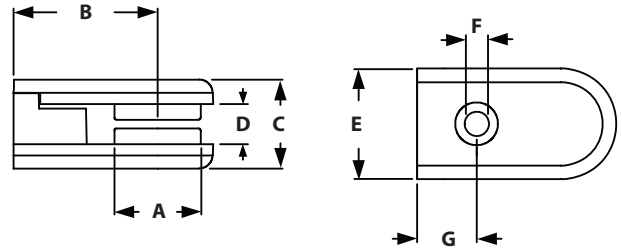


TSLOTS Hardware

GLASS PANEL CLAMP



- Simple and easy way to secure panels
- Gripped pads increase the strength and protect panel
- For panels .079" - .375"
- Included fasteners- M5 x 16mm SHCS Bright Zinc (connect clamps together) and 5 rubber pads for panels



ITEM#	SERIES	A	B	C	D	E	F	G
671043	10/15	.768"	1.280"	.787"	.354"	.984"	.217"	.531"

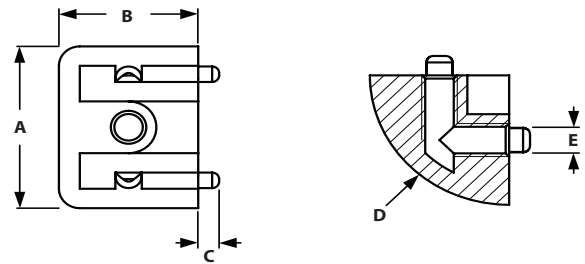
RECOMMENDED FASTENERS

ITEM#	SERIES	QTY	DESCRIPTION
651781	10	1	10-32 x 1/2" SHCS & Drop-In Tnut
651053	15	1	10-32 x 5/8" SHCS & Drop-In Tnut

GLASS PANEL CORNER CONNECTION



- To make corner connection with two panels using two glass panel clamps
- Die-cast zinc
- Included fasteners- 2 screws M5 x 12mm SHCS Bright Zinc

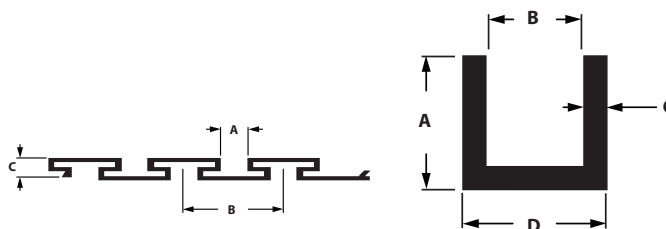


ITEM#	SERIES	A	B	C	D	E
671044	10/15	.985"	.787"	.118"	R20	M5

SLATWALL PANELS AND U CHANNEL



- Custom size panels are available
- Round to the next full panel



ITEM#	DESCRIPTION	SERIES	LENGTH	A	B	C	D
599900	Slatwall Panel	10/15	12' 6"	.450"	1.500"	.495"	N/A
301901	U Channel	10/15	12'	.750"	.500"	.125"	.750"

RECOMMENDED FASTENERS (FOR 10S EXTRUSION)

BOLT	QTY	DESCRIPTION
653273	1	10 to 15s 2 Hole Transition Strip
651130	1	1/4-20 x 1/2" FBHSCS & Econ Tnut
651129	1	5/16-18 x 11/16" FBHSCS & Econ Tnut

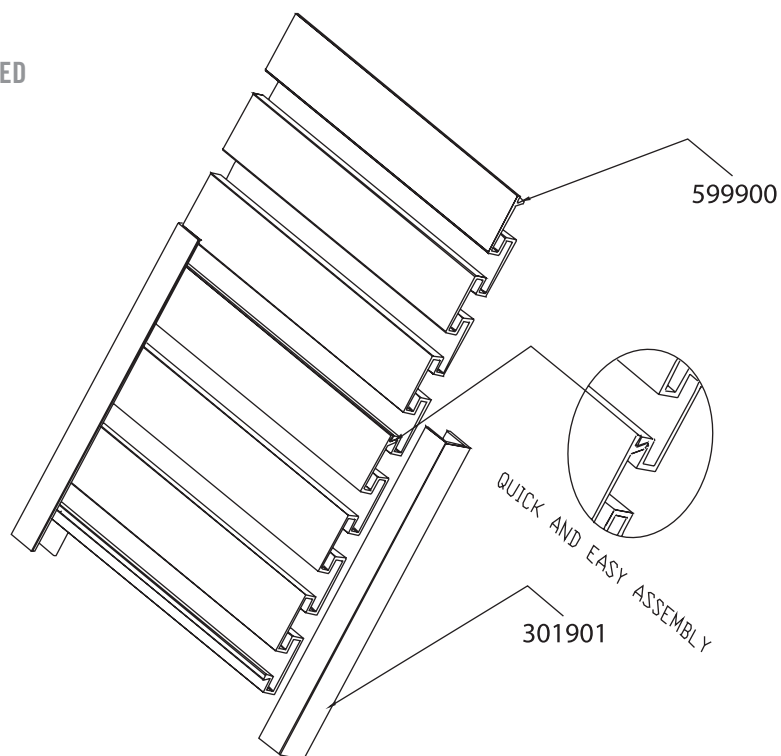
RECOMMENDED FASTENERS (FOR 15S EXTRUSION)

BOLT	QTY	DESCRIPTION
653141	1	15s 2 Hole Joining Strip
651129	2	5/16-18 x 11/16" FBHSCS & Econ Tnut

CALCULATION FORMULA FOR NUMBER OF PANELS NEEDED

(Desired Panel Height - 0.335)

$$\frac{\quad}{4.6}$$



CONTENT

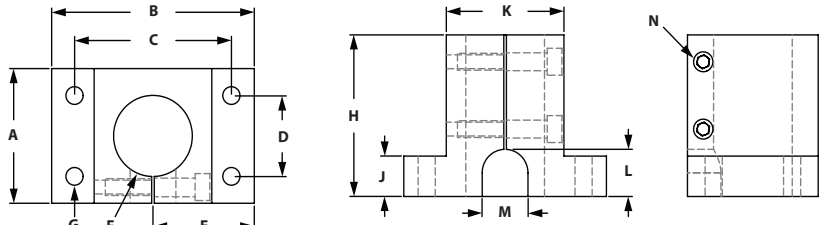
07 Stanchions

Single Shaft Base	208
Double Shaft Base	208
Single Shaft Plates	209
Cross Clamp	210
Single Shaft Mounting Block	210
Single Horizontal Base	211
Double Horizontal Base	211
Quick Clamp	212
Replacement Handle	213

07 STANCHIONS FRACTIONAL

Stanchions

SINGLE SHAFT BASE



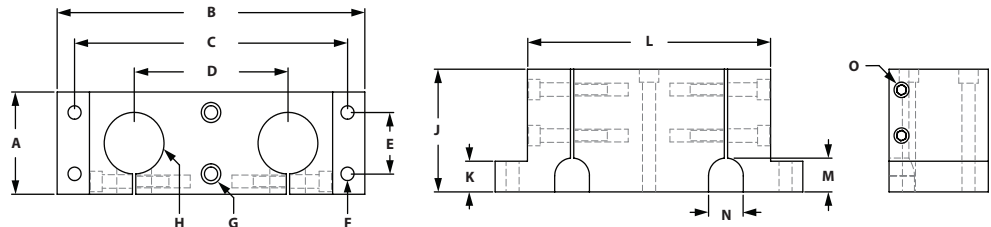
(INCLUDED BOLT)

ITEM#	SERIES	A	B	C	D	E	F	G	H	J	K	L	M	N
659012	10	2.125"	3.000"	2.250"	1.000"	1.500"	1.004"	.257"	2.500"	.500"	1.500"	.625"	.625"	1/4-20 SHCS
659013	15	2.125"	3.000"	2.250"	1.500"	1.500"	1.004"	.328"	2.500"	.500"	1.500"	.625"	.625"	1/4-20 SHCS
659016	15	2.500"	3.875"	3.000"	1.500"	1.937"	1.505"	.328"	3.000"	.750"	2.250"	.875"	.875"	5/16-18 SHCS
659018	15	3.500"	4.750"	3.750"	1.500"	2.375"	2.005"	.328"	3.500"	.750"	2.750"	.750"	1.250"	5/16-18 SHCS

RECOMMENDED FASTENERS (EXTRUSION SLOT)

ITEM #	STANCHION	QTY	BOLT	T-NUT
651117	659012	4	1/4-20 x 3/4" SHCS	Economy
651205	659013	4	5/16-18 x 7/8" SHCS	Economy
651482	659016	4	5/16-18 x 1-1/4" SHCS	Economy
651482	659018	4	5/16-18 x 1-1/4" SHCS	Economy

DOUBLE SHAFT BASE



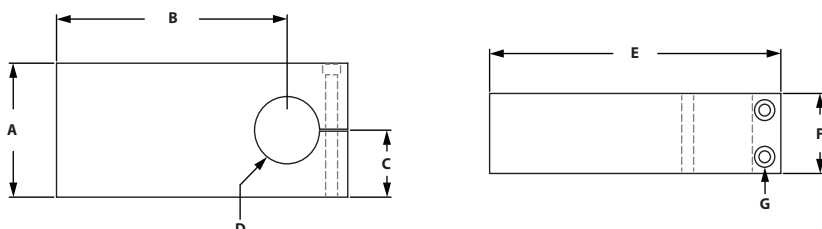
(INCLUDED BOLT)

ITEM#	SERIES	A	B	C	D	E	F	G	H	J	K	L	M	N	O
659014	10	2.000"	6.500"	5.750"	3.500"	1.000"	.257"	1/4-20 SHCS	1.004"	2.500"	.500"	5.000"	.625"	.620"	1/4-20 SHCS
659015	15	2.000"	6.500"	5.750"	3.500"	1.500"	.328"	5/16-18 SHCS	1.004"	2.500"	.500"	5.000"	.625"	.620"	1/4-20 SHCS
659017	15	2.500"	7.750"	6.875"	3.875"	1.500"	.328"	5/16-18 SHCS	1.505"	3.000"	.750"	6.125"	.825"	.875"	5/16-18 SHCS
659020	15	3.500"	9.500"	8.500"	4.750"	1.500"	.328"	5/16-18 SHCS	2.005"	3.500"	.750"	7.500"	.750"	1.250"	5/16-18 SHCS

RECOMMENDED FASTENERS (EXTRUSION SLOT)

ITEM #	STANCHION	QTY	BOLT	T-NUT	ITEM #	QTY	BOLT	T-NUT
651117	659014	4	1/4-20 x 3/4" SHCS	Economy	651483	2	1/4-20 x 2-1/2 SHCS	Economy
651205	659015	4	5/16-18 x 7/8" SHCS	Economy	AND/OR 651484	2	5/16-18 x 2-1/2 SHCS	Economy
651482	659017	4	5/16-18 x 1-1/4" SHCS	Economy	651485	2	5/16-18 x 3 SHCS	Economy
651482	659020	4	5/16-18 x 1-1/4" SHCS	Economy	651486	2	5/16-18 x 3-1/2 SHCS	Economy

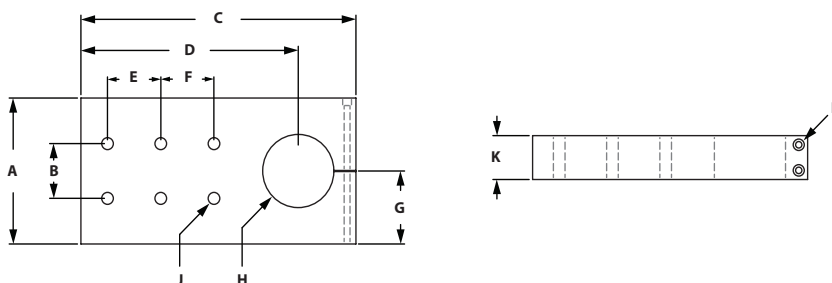
SINGLE SHAFT BLANK MOUNTING PLATE



(INCLUDED BOLT)

ITEM#	SERIES	A	B	C	D	E	F	G
659023	10	2.000"	3.562"	1.000"	1.004"	4.500"	1.000"	1/4-20 SHCS
659026	15	3.000"	5.125"	1.500"	1.505"	6.500"	1.500"	5/16-18 SHCS
659028	15	4.000"	6.125"	2.000"	2.005"	7.750"	2.000"	5/16-18 SHCS

SINGLE SHAFT PRE-DRILLED MOUNTING PLATE



(INCLUDED BOLT)

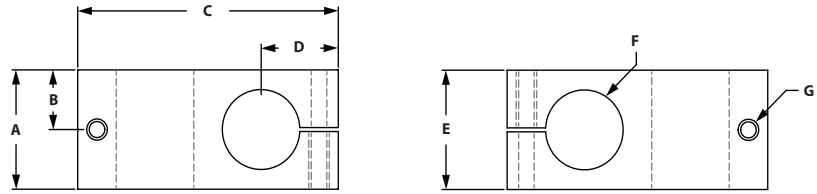
ITEM#	SERIES	A	B	C	D	E	F	G	H	J	K	L
659024	10	2.000"	1.000"	4.500"	3.560"	1.000"	N/A	1.000"	1.004"	4@ .257"	1.250"	1/4-20 SHCS
659025	15	2.000"	1.500"	4.500"	3.562"	1.500"	N/A	1.000"	1.004"	4@ .328"	1.250"	1/4-20 SHCS
659027	15	3.000"	1.500"	6.500"	5.125"	1.500"	N/A	1.500"	1.505"	4@ .328"	1.500"	5/16-18 SHCS
659029	15	4.000"	1.500"	7.750"	6.125"	1.500"	1.500"	2.000"	2.005"	6@ .328"	2.000"	5/16-18 SHCS

RECOMMENDED FASTENERS (EXTRUSION SLOT)

ITEM #	STANCHION	QTY	BOLT	T-NUT
651121	659024	4	1/4-20 x 1-1/2" SHCS	Economy
651583	659025	4	5/16-18 x 1-3/4" SHCS	Economy
651584	659027	4	5/16-18 x 2" SHCS	Economy
651585	659029	6	5/16-18 x 2-1/2" SHCS	Economy

Stanchions

QUICK CROSS CLAMP STANCHIONS

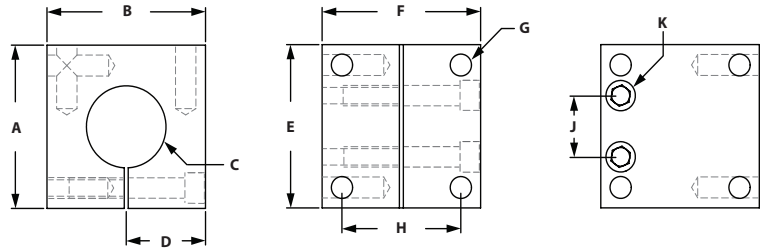


ITEM#	SERIES	A	B	C	D	E	F	G-TAP
659019	10/15	1.500"	.750"	3.375"	1.000"	1.500"	1.004"	1/4-20

INCLUDED FASTENERS

ITEM #	QTY	DESCRIPTION
651649	2	Quick Clamp Stanchion Handle
699965	2	Washer

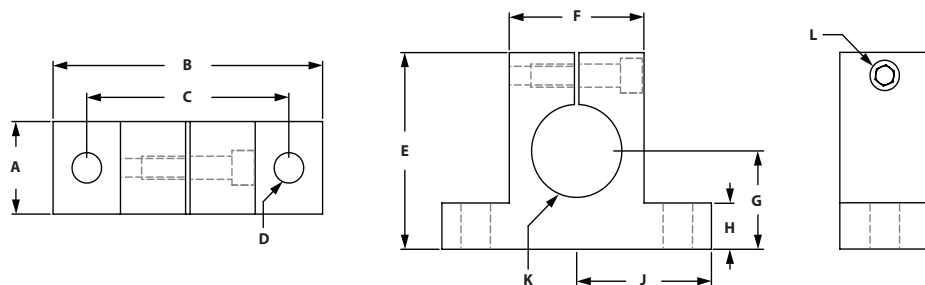
SINGLE SHAFT MOUNTING BLOCK



ITEM#	SERIES	A	B	C	D	E	F	G-TAP	H	J	K
659030	15	2.000"	2.000"	1.004"	1.000"	2.000"	2.000"	5/16-18	1.500"	.750"	1/4-20 SHCS

(INCLUDED BOLT)

SINGLE HORIZONTAL BASE



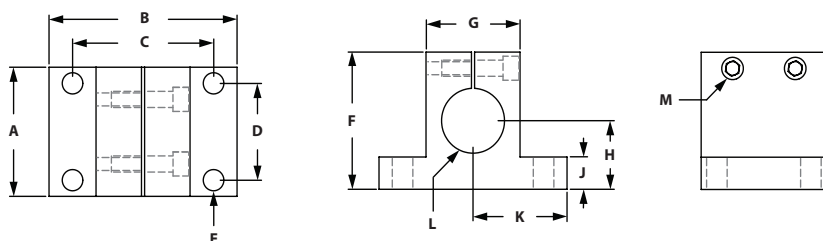
(INCLUDED BOLT)

ITEM#	SERIES	A	B	C	D	E	F	G	H	J	K	L
659044	10	1.000"	3.000"	2.250"	.257"	2.125"	1.500"	1.062"	.500"	1.500"	1.004"	1/4-20 SHCS
659045	15	1.000"	3.000"	2.250"	.328"	2.125"	1.500"	1.062"	.500"	1.500"	1.004"	1/4-20 SHCS
659046	15	1.250"	3.875"	3.000"	.328"	2.500"	2.250"	1.125"	.750"	1.937"	1.505"	5/16-18 SHCS
659047	15	1.500"	4.750"	3.750"	.328"	3.500"	2.750"	1.625"	1.000"	2.375"	2.005"	5/16-18 SHCS

RECOMMENDED FASTENERS (EXTRUSION SLOT)

ITEM #	STANCHION	QTY	BOLT	T-NUT
651117	659044	2	1/4-20 x 3/4" SHCS	Economy
651205	659045	2	5/16-18 x 7/8" SHCS	Economy
651482	659046	2	5/16-18 x 1-1/4" SHCS	Economy
651487	659047	2	5/16-18 x 1-1/2" SHCS	Economy

DOUBLE HORIZONTAL BASE



(INCLUDED BOLT)

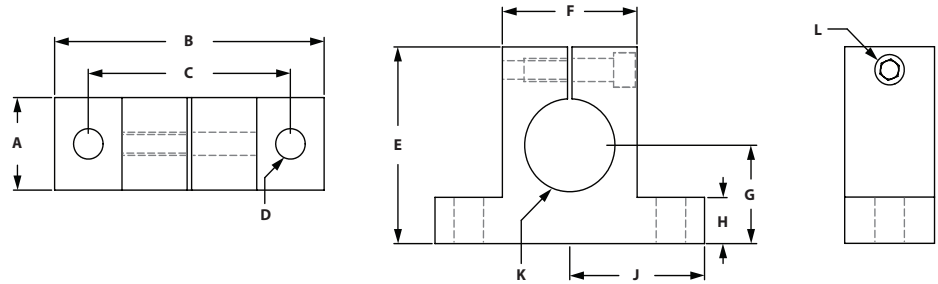
ITEM#	SERIES	A	B	C	D	E	F	G	H	J	K	L	M
659049	10	2.000"	3.000"	2.250"	1.000"	.257"	2.125"	1.500"	1.062"	.500"	1.500"	1.004"	1/4-20 SHCS
659050	15	2.000"	3.000"	2.250"	1.500"	.328"	2.125"	1.500"	1.062"	.500"	1.500"	1.004"	1/4-20 SHCS
659051	15	2.500"	3.875"	3.000"	1.500"	.328"	2.500"	2.250"	1.125"	.750"	1.937"	1.505"	5/16-18 SHCS
659052	15	3.500"	4.750"	3.750"	1.500"	.328"	3.500"	2.750"	1.625"	1.000"	2.375"	2.005"	5/16-18 SHCS

RECOMMENDED FASTENERS (EXTRUSION SLOT)

ITEM #	STANCHION	QTY	BOLT	T-NUT
651117	659049	4	1/4-20 x 3/4" SHCS	Economy
651205	659050	4	5/16-18 x 7/8" SHCS	Economy
651482	659051	4	5/16-18 x 1-1/4" SHCS	Economy
651487	659052	4	5/16-18 x 1-1/2" SHCS	Economy

Stanchions

HORIZONTAL QUICK CLAMP



ITEM#	SERIES	A	B	C	D	E	F	G	H	J	K	L-TAP
659021	10	1.000"	3.000"	2.250"	.257"	2.125"	1.500"	1.062"	.500"	1.500"	1.004"	1/4-20
659022	15	1.000"	3.000"	2.250"	.328"	2.125"	1.500"	1.062"	.500"	1.500"	1.004"	1/4-20

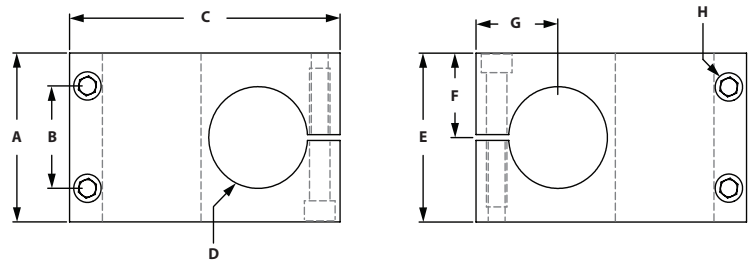

INCLUDED FASTENERS

ITEM #	QTY	DESCRIPTION
651649	1	Quick Clamp Stanchion Handle
699965	1	Washer

RECOMMENDED FASTENERS

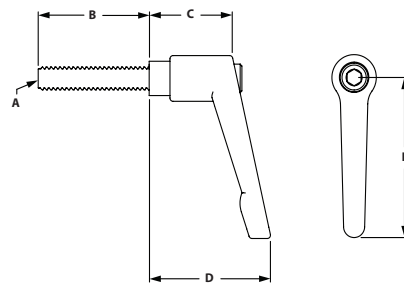
ITEM #	STANCHION	QTY	BOLT	T-NUT
651117	659021	2	1/4-20 x 3/4" SHCS	Economy
651205	659022	2	5/16-18 x 7/8" SHCS	Economy

STANCHIONS CROSS CLAMP



ITEM#	SERIES	A	B	C	D	E	F	G	K	(INCLUDED BOLT)
659031	15	2.000"	1.400"	3.125"	1.004"	2.000"	1.000"	1.000"	1/4-20 SHCS	
659033	15	2.500"	1.750"	4.125"	1.505"	2.500"	1.250"	1.250"	1/4-20 SHCS	
659035	15	3.500"	2.000"	5.500"	2.005"	3.500"	1.625"	1.750"	5/16-18 SHCS	

REPLACEMENT HANDLES



ITEM#	SERIES	MATERIAL
651649	10/15	Black Nylon

A	B	C	D	E
1/4-20	1.250"	.938"	1.375"	1.750"

CONTENT

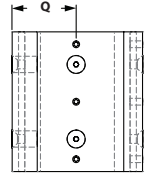
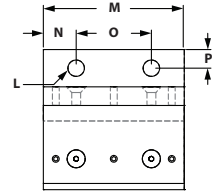
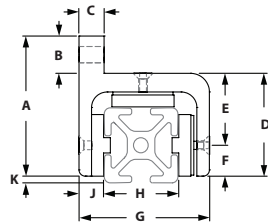
08 Linear Motion

Deluxe Bearings	216-218
Economy Bearings	219-221
Machining Services	222
Bearing Load Ratings	223
Linear Bearing Replacement Pads	224-225
Brake Kits	226-227
Roller Wheels	228
Roller Wheel Bracket and Assemblies	229-230

08 LINEAR MOTION FRACTIONAL

Linear Motion

DELUXE SINGLE FLANGE LINEAR BEARINGS - SHORT

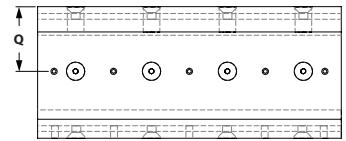
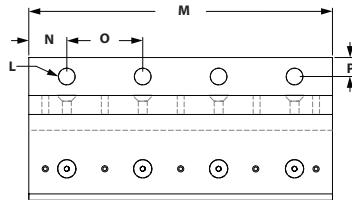
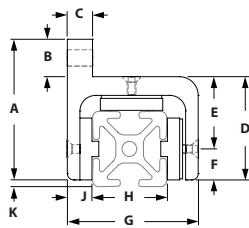


ITEM#	SERIES	A	B	C	D	E	F	G	H	J	K	L	M	N	O	P	Q
657055	10	2.160"	.750"	.312"	1.410"	1.007"	.403"	1.701"	1.000"	.306"	.097"	.257"	1.880"	.438"	1.000"	.375"	.831"
657092	15	2.818"	.750"	.500"	2.068"	1.440"	.620"	2.600"	1.500"	.490"	.130"	.328"	2.810"	.656"	1.500"	.375"	1.275"

RECOMMENDED FASTENERS

ITEM #	SERIES	QTY	BOLT	T-NUT
651236	10	2	1/4-20 x 5/8" SHCS	Economy
651205	15	2	5/16-18 x 7/8" SHCS	Economy

DELUXE SINGLE FLANGE LINEAR BEARINGS - LONG



ITEM#	SERIES	A	B	C	D	E	F	G	H	J	K	L	M	N	O	P	Q
657056	10	2.160"	.750"	.312"	1.410"	1.007"	.403"	1.701"	1.000"	.306"	.097"	.257"	4.000"	.500"	1.000"	.375"	.831"
657093	15	2.818"	.750"	.500"	2.068"	1.440"	.620"	2.600"	1.500"	.490"	.130"	.328"	6.000"	.750"	1.500"	.375"	1.275"

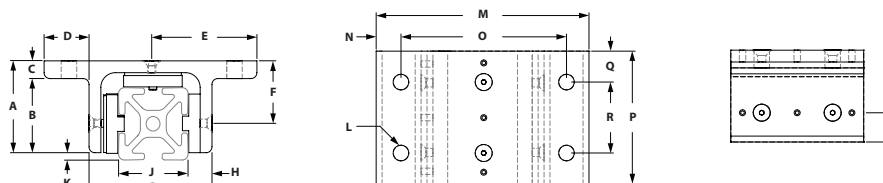
RECOMMENDED FASTENERS

ITEM #	SERIES	QTY	BOLT	T-NUT
651236	10	4	1/4-20 x 5/8" SHCS	Economy
651205	15	4	5/16-18 x 7/8" SHCS	Economy

» See page 221 for Linear Bearing Assembly and Adjustment Instructions.

» See page 221 for recommended load ratings.

DELUXE DOUBLE FLANGE SINGLE WIDE LINEAR BEARING - SHORT

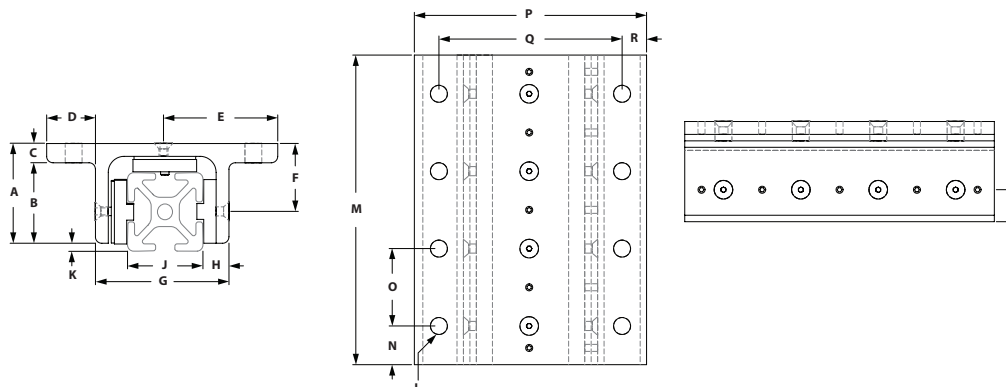


ITEM#	SERIES	A	B	C	D	E	F	G	H	J	K	L	M	N	O	P	Q	R	S
657059	10	1.316"	1.004"	.312"	.780"	1.610"	.913"	1.701"	.306"	1.000"	.097"	.257"	3.260"	.360"	2.500"	1.880"	.438"	1.000"	.403"
657097	15	1.943"	1.568"	.375"	.950"	2.225"	1.323"	2.600"	.490"	1.500"	.130"	.328"	4.500"	.475"	3.500"	2.810"	.656"	1.500"	.620"

RECOMMENDED FASTENERS

ITEM #	SERIES	QTY	BOLT	T-NUT
651236	10	4	1/4-20 x 5/8" SHCS	Economy
651205	15	4	5/16-18 x 7/8" SHCS	Economy

DELUXE DOUBLE FLANGE SINGLE WIDE LINEAR BEARING - LONG



ITEM#	SERIES	A	B	C	D	E	F	G	H	J	K	L	M	N	O	P	Q	R	S
657060	10	1.316"	1.004"	.312"	.780"	1.610"	.913"	1.701"	.306"	1.000"	.097"	.257"	4.000"	.500"	1.000"	3.260"	2.500"	.360"	.403"
657098	15	1.943"	1.568"	.375"	.950"	2.225"	1.323"	2.600"	.490"	1.500"	.130"	.328"	6.000"	.750"	1.500"	4.500"	3.500"	.475"	.620"

RECOMMENDED FASTENERS

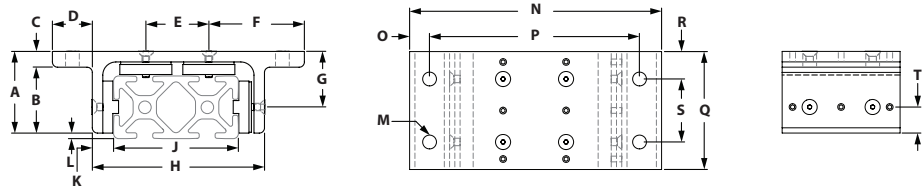
ITEM #	SERIES	QTY	BOLT	T-NUT
651236	10	8	1/4-20 x 5/8" SHCS	Economy
651205	15	8	5/16-18 x 7/8" SHCS	Economy

» See page 221 for Linear Bearing Assembly and Adjustment Instructions.

» See page 221 for recommended load ratings.

Linear Motion

DELUXE DOUBLE FLANGE DOUBLE WIDE LINEAR BEARING - SHORT

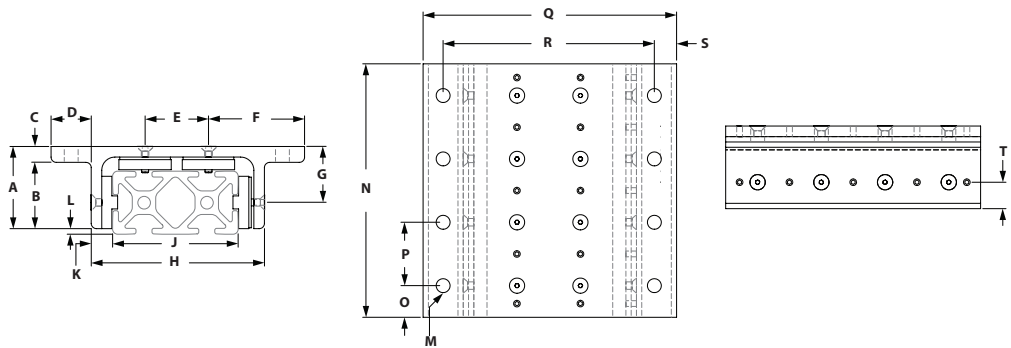


ITEM#	SERIES	A	B	C	D	E	F	G	H	J	K	L	M	N	O	P	Q	R	S	T
657057	10	1.316"	1.004"	.312"	.772"	1.000"	1.610"	.913"	2.707"	2.000"	.306"	.097"	.257"	4.250"	.360"	3.490"	1.880"	.438"	1.000"	.403"
657095	15	1.943"	1.568"	.375"	.950"	1.500"	2.250"	1.323"	4.100"	3.000"	.490"	.130"	.328"	6.000"	.475"	5.000"	2.810"	.656"	1.500"	.620"

RECOMMENDED FASTENERS

ITEM #	SERIES	QTY	BOLT	T-NUT
651236	10	4	1/4-20 x 5/8" SHCS	Economy
651205	15	4	5/16-18 x 7/8" SHCS	Economy

DELUXE DOUBLE FLANGE DOUBLE WIDE LINEAR BEARING - LONG



ITEM#	SERIES	A	B	C	D	E	F	G	H	J	K	L	M	N	O	P	Q	R	S	T
657058	10	1.316"	1.004"	.312"	.772"	1.000"	1.610"	.913"	2.707"	2.000"	.306"	.097"	.257"	4.000"	.438"	1.000"	4.250"	3.490"	.360"	.403"
657096	15	1.943"	1.568"	.375"	.950"	1.500"	2.250"	1.323"	4.100"	3.000"	.490"	.130"	.328"	6.000"	.750"	1.500"	6.000"	5.000"	.475"	.620"

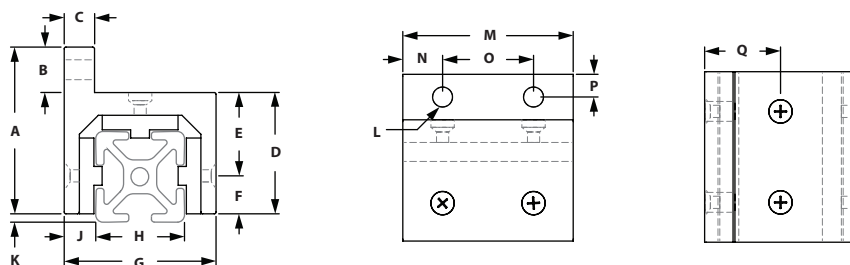
RECOMMENDED FASTENERS

ITEM #	SERIES	QTY	BOLT	T-NUT
651236	10	8	1/4-20 x 5/8" SHCS	Economy
651205	15	8	5/16-18 x 7/8" SHCS	Economy

» See page 221 for Linear Bearing Assembly and Adjustment Instructions.

» See page 221 for recommended load ratings.

ECONOMY SINGLE FLANGE LINEAR BEARINGS - SHORT

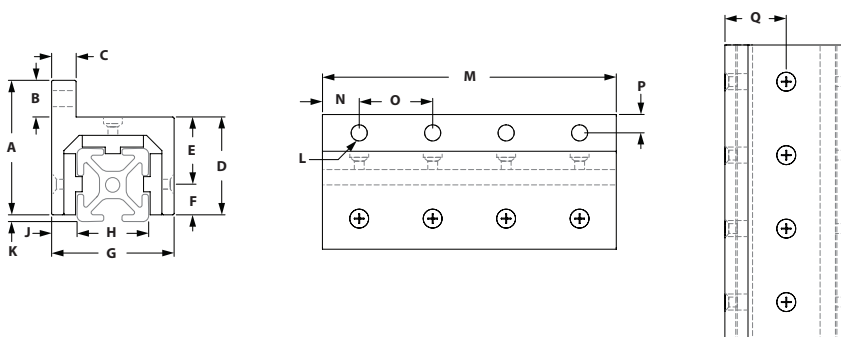


ITEM#	SERIES	A	B	C	D	E	F	G	H	J	K	L	M	N	O	P	Q
657150	10	1.968"	.656"	.312"	1.312"	.903"	.406"	1.625"	1.000"	.312"	.094"	.257"	1.875"	.438"	1.000"	.343"	.813"
657156	15	2.750"	.750"	.500"	2.000"	1.375"	.625"	2.500"	1.500"	.500"	.125"	.328"	2.812"	.656"	1.500"	.375"	1.250"

RECOMMENDED FASTENERS

ITEM #	SERIES	QTY	BOLT	T-NUT
651236	10	2	1/4-20 x 5/8" SHCS	Economy
651205	15	2	5/16-18 x 7/8" SHCS	Economy

ECONOMY SINGLE FLANGE LINEAR BEARINGS - LONG



ITEM#	SERIES	A	B	C	D	E	F	G	H	J	K	L	M	N	O	P	Q
657151	10	1.968"	.656"	.312"	1.312"	.903"	.406"	1.625"	1.000"	.312"	.094"	.257"	4.000"	.500"	1.000"	.343"	.813"
657157	15	2.750"	.750"	.500"	2.000"	1.375"	.625"	2.500"	1.500"	.500"	.125"	.328"	6.000"	.750"	1.500"	.375"	1.250"

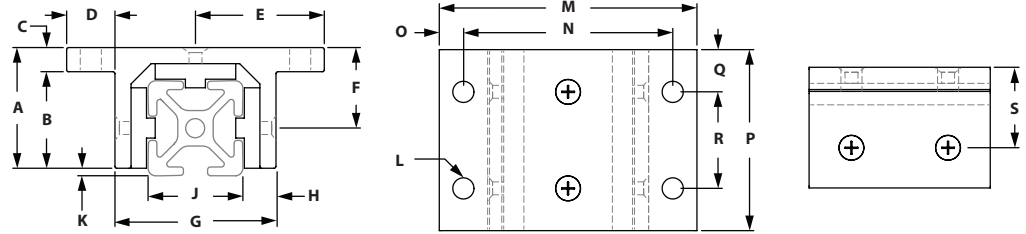
RECOMMENDED FASTENERS

ITEM #	SERIES	QTY	BOLT	T-NUT
651236	10	4	1/4-20 x 5/8" SHCS	Economy
651205	15	4	5/16-18 x 7/8" SHCS	Economy

» See page 221 for recommended load ratings.

Linear Motion

ECONOMY DOUBLE FLANGE SINGLE WIDE LINEAR BEARING - SHORT

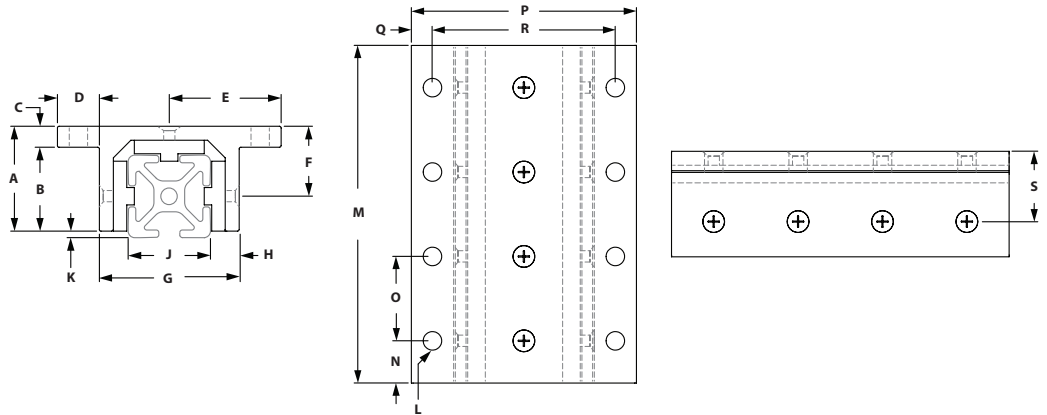


ITEM#	SERIES	A	B	C	D	E	F	G	H	J	K	L	M	N	O	P	Q	R	S
657152	10	1.218"	.906"	.312"	.656"	1.468"	.812"	1.625"	.312"	1.000"	.094"	2.937"	2.937"	2.250"	.343"	1.875"	.438"	1.000"	.812"
657148	15	1.875"	1.500"	.375"	.750"	1.250"	1.235"	2.500"	.500"	1.500"	.125"	4.000"	4.000"	3.250"	.375"	2.812"	.656"	1.500"	1.245"

RECOMMENDED FASTENERS

ITEM #	SERIES	QTY	BOLT	T-NUT
651236	10	4	1/4-20 x 5/8" SHCS	Economy
651205	15	4	5/16-18 x 7/8" SHCS	Economy

ECONOMY DOUBLE FLANGE SINGLE WIDE LINEAR BEARING - LONG



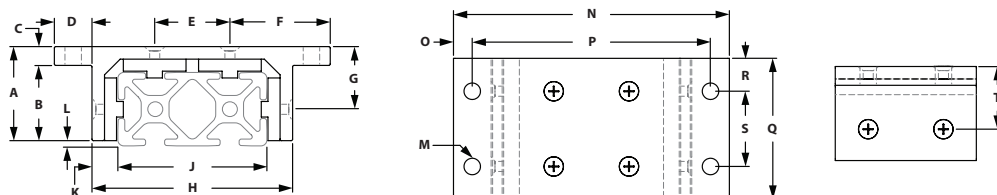
ITEM#	SERIES	A	B	C	D	E	F	G	H	J	K	L	M	N	O	P	Q	R	S
657153	10	1.218"	.906"	.312"	.656"	1.468"	.812"	1.625"	.312"	1.000"	.094"	.257"	4.000"	.500"	1.000"	2.937"	.343"	2.250"	.812"
657158	15	1.875"	1.500"	.375"	.750"	1.250"	1.235"	2.500"	.500"	1.500"	.125"	.328"	6.000"	.750"	1.500"	4.000"	.375"	3.250"	1.245"

RECOMMENDED FASTENERS

ITEM #	SERIES	QTY	BOLT	T-NUT
651236	10	8	1/4-20 x 5/8" SHCS	Economy
651205	15	8	5/16-18 x 7/8" SHCS	Economy

» See page 221 for recommended load ratings.

ECONOMY DOUBLE FLANGE DOUBLE WIDE LINEAR BEARING - SHORT

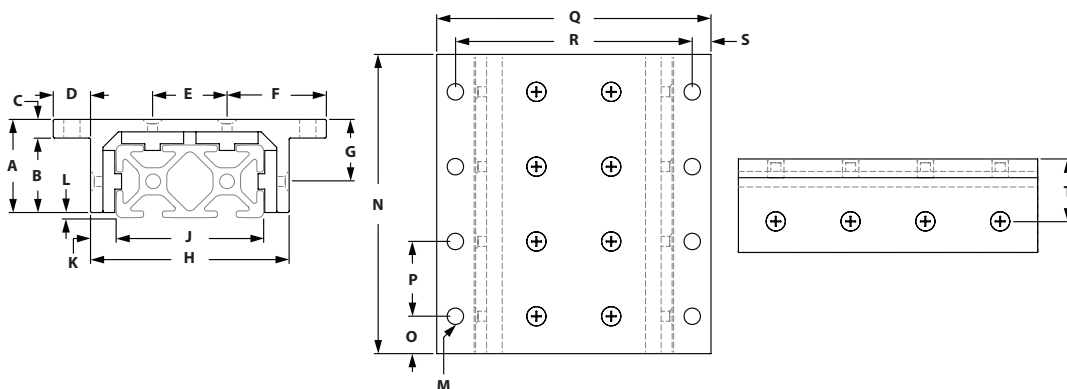


ITEM#	SERIES	A	B	C	D	E	F	G	H	J	K	L	M	N	O	P	Q	R	S	T
657154	10	1.218"	.906"	.312"	.656"	1.000"	1.468"	1.124"	2.630"	2.000"	.312"	.094"	.257"	3.937"	.343"	3.250"	1.875"	.437"	1.000"	.812"
657147	15	1.875"	1.500"	.375"	.750"	1.500"	2.000"	1.610"	4.000"	3.000"	.500"	.125"	.328"	5.500"	.375"	4.750"	2.812"	.656"	1.500"	1.245"

RECOMMENDED FASTENERS

ITEM #	SERIES	QTY	BOLT	T-NUT
651236	10	4	1/4-20 x 5/8" SHCS	Economy
651205	15	4	5/16-18 x 7/8" SHCS	Economy

ECONOMY DOUBLE FLANGE DOUBLE WIDE LINEAR BEARING - LONG



ITEM#	SERIES	A	B	C	D	E	F	G	H	J	K	L	M	N	O	P	Q	R	S	T
657155	10	1.218"	.906"	.312"	.656"	1.000"	1.468"	1.124"	2.630"	2.000"	.312"	.094"	.257"	4.000"	.500"	1.000"	3.937"	3.250"	.343"	.812"
657149	15	1.875"	1.500"	.375"	.750"	1.500"	2.000"	1.610"	4.000"	3.000"	.500"	.125"	.328"	6.000"	.750"	1.500"	5.500"	4.750"	.375"	1.245"

RECOMMENDED FASTENERS

ITEM #	SERIES	QTY	BOLT	T-NUT
651236	10	8	1/4-20 x 5/8" SHCS	Economy
651205	15	8	5/16-18 x 7/8" SHCS	Economy

» See page 221 for recommended load ratings.

Linear Motion

LINEAR BEARING MACHINING SERVICES



» We recommend applying Linear Brake on the side without the set screw if possible.

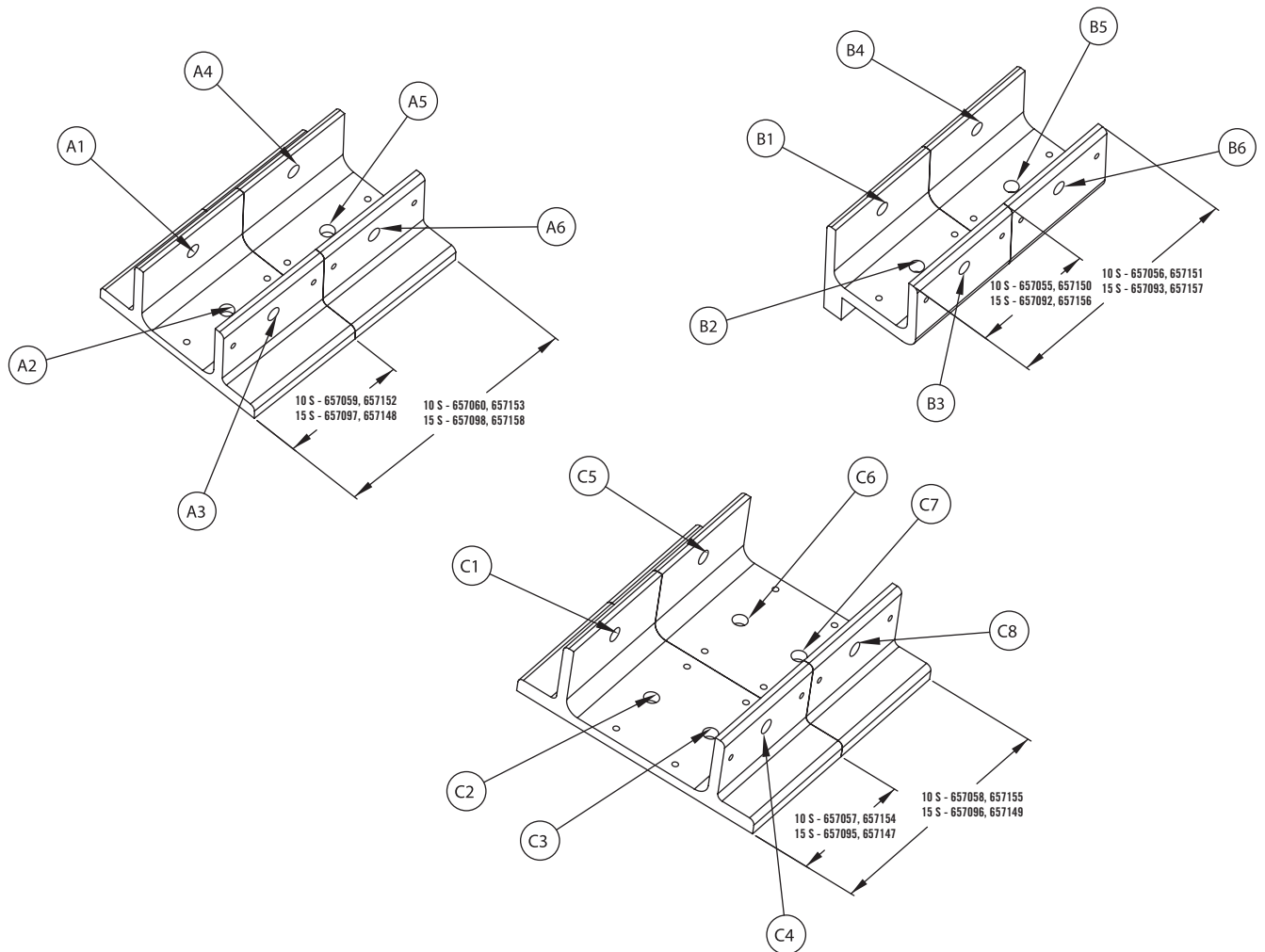
» Refer to linear bearing drawings on pages 214-219 for dimensions.

ITEM #	SERIES	DESCRIPTION
660093	10	Brake Machining Service (.281) Hole
660092	15	Brake Machining Service (.328) Hole

To order linear bearing machining services, specify the linear bearing, the machining service and the brake hole location.

When ordering linear bearing machining services, make sure the linear bearing and the machining service are both the same series.

Example - 657095 - 660092 @ C4



Linear Bearing Information

TSLOTS LINEAR BEARINGS

The shimless linear bearing provides accurate linear movement on TSLOTS extrusions. The bearing can be adjusted for the first time on an assembly or adjusted for wear while assembled to the application, providing that the adjustment screws are available to the adjustment tools. No shims, no disassembly, only accurate sliding.

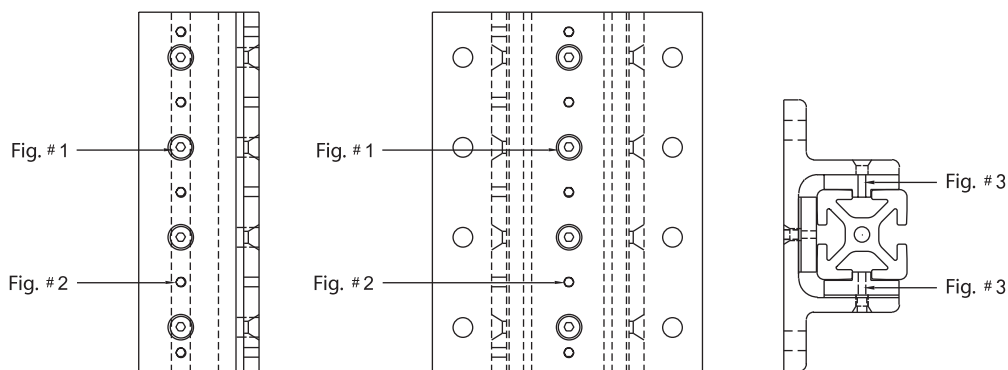
1. Linear Bearing adjustable bearing pads are delivered in the open position. Slide the bearing on the extrusion to be used. (Fit will be loose, because of the open position.)
2. Using a 1/16 allen wrench for a 10 Series linear bearing, and a 3/32 allen wrench for 15 Series linear bearing, loosen the Flathead socket cap screws on each side of the linear bearing incrementally as follows. (Fig. #1)
 - o 10 Series Bearing, 4-40 THREAD
 - o 15 Series Bearing, 8-32 THREAD

**Each flathead screw should be loosened the same amount, to provide even shimming on the extrusion.*

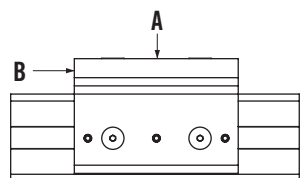
3. Tighten each set screw, using a .050 allen wrench for a 10 Series linear Bearing, and a 5/64 allen wrench for a 15 Series linear bearing, until each flat head screw is properly seated in each countersink. Hint: The amount of turns per set screw will be the same amount as for the flat head socket cap screw. (Fig. #2)

4. For fine tuning: Repeat steps 2 & 3.

**Replacement bearing pads are available through TSLOTS or your distributor. Due to patent requirements, TSLOTS requires all users of the aforementioned product to only replace bearing pads as per the drawing below. Only the opposing sides have keyed bearing pads. (Fig. #3)*



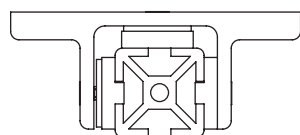
LINEAR BEARING LOAD RATINGS



LINEAR BEARING LOAD RATINGS FOR BOTH ECONOMY AND STANDARD BEARINGS


SERIES	LOAD A	FORCE B
10 S	375 lbs	Force to move = 45 lbs
15 S	500 lbs	Force to move = 60 lbs

**Values are recommended load ratings not to be used for design purposes.*

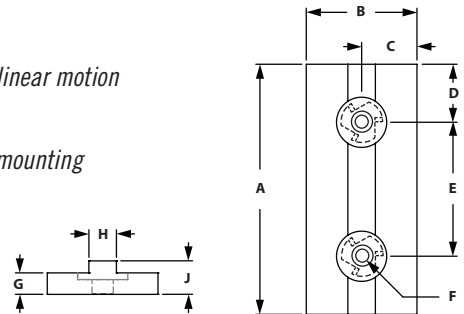


Linear Bearing Replacement Pads

DELUXE BEARING REPLACEMENT PADS - KEYED




- Material: UHMW
- Low friction to create better linear motion
- Single keyed
- Premachined holes for easy mounting



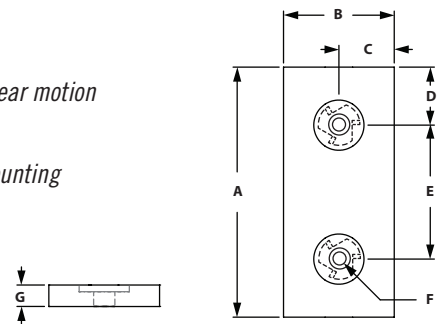
KEYED PADS

ITEM#	SERIES	LENGTH	A	B	C	D	E	F	G	H	J
657135	10	Short	1.870"	.806"	.403"	.435"	1.000"	8-32	.150"	.246"	.250"
657139	15	Short	2.800"	1.240"	.620"	.650"	1.500"	8-32	.240"	.312"	.375"
657136	10	Long	3.950"	.806"	.403"	.475"	1.000"	8-32	.150"	.246"	.250"
657140	15	Long	5.950"	1.287"	.644"	.725"	1.500"	8-32	.240"	.312"	.375"

DELUXE BEARING REPLACEMENT PADS - FLAT



- Material: UHMW
- Low friction to create better linear motion
- Single keyed
- Premachined holes for easy mounting



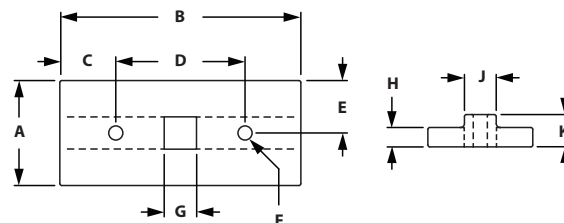
FLAT PADS

ITEM#	SERIES	LENGTH	A	B	C	D	E	F	G
657133	10	Short	1.870"	.805"	.403"	.435"	1.000"	8-32	.190"
657137	15	Short	2.800"	1.240"	.620"	.650"	1.500"	8-32	.240"
657134	10	Long	3.950"	.805"	.403"	.475"	1.000"	8-32	.190"
657138	15	Long	5.950"	1.240"	.620"	.725"	1.500"	8-32	.240"

ECONOMY BEARING REPLACEMENT PADS



- Material: UHMW
- Low friction to create better linear motion
- Single keyed
- Premachined holes for easy mounting



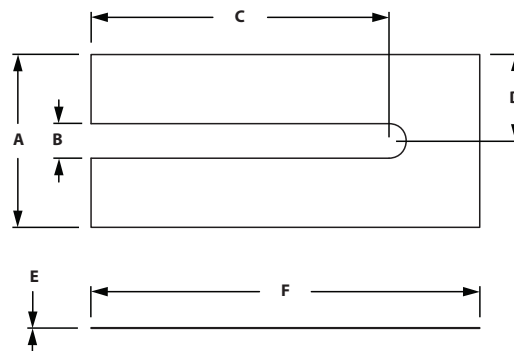
KEYED PADS

ITEM#	SERIES	LENGTH	A	B	C	D	E	F	G	H	J	K
657075	10	Short	.812"	1.865"	.433"	1.000"	.406"	.109"	.250"	.150"	.246"	.250"
657127	15	Short	1.250"	2.770"	.635"	1.500"	.625"	.125"	.312"	.243"	.312"	.375"

LINEAR BEARING SHIM STOCK PADS



- Material: Mylar
- Creates precise fit
- Loosen bearing and insert shim between bearing and pad
- Sold in packs of 15



LINEAR BEARING SHIM STOCK

ITEM#	SERIES	COLOR	A	B	C	D	E	F
657073	10	Clear	.812"	.175"	1.500"	.406"	.005"	1.875"
657123	15	Clear	1.250"	.250"	2.156"	.625"	.005"	2.812"

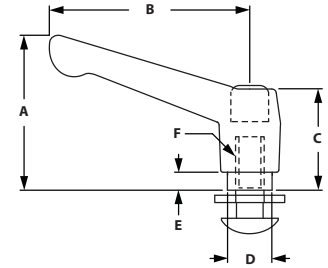
Linear Bearing Brake Kits

**Includes Handle, Stud and Washers
Only applies to brake kits*

LINEAR BEARING BRAKE HANDLE KITS



- Adjustable brake kit that can be added to any bearing
- Quick release to allow movement and easy to secure to semi-permanent position
- Machining required for linear bearing

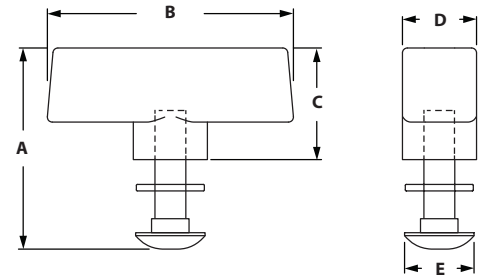


L - HANDLE KIT

ITEM#	SERIES	COLOR	MATERIAL	A	B	C	D	E	F
657106	10	Black	Nylon	1.380"	1.770"	.960"	.390"	.160"	1/4-20
657079	15	Black	Nylon	2.170"	3.070"	1.420"	.630"	.310"	5/16-18



- Adjustable brake kit that can be added to any bearing
- Release to allow movement and easy to secure to semi-permanent position
- Machining required for linear bearing

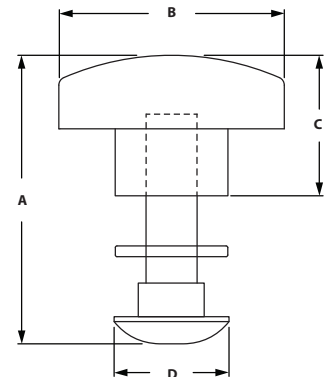


T - HANDLE KIT

ITEM#	SERIES	COLOR	MATERIAL	A	B	C	D	E
657080	15	Black	Polypropylene	2.036"	2.491"	1.130"	.750"	.703"



- Adjustable brake kit that can be added to any bearing
- Release to allow movement and easy to secure to semi-permanent position
- Machining required for linear bearing

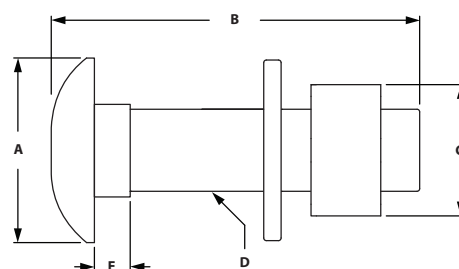


STAR - HANDLE KIT

ITEM#	SERIES	COLOR	MATERIAL	A	B	C	D
657081	15	Black	Polypropylene	1.766"	1.380"	.860"	.703"



- Adjustable stop that can be added to any bearing
- Tightens to secure locking capability
- Machining required for linear bearing

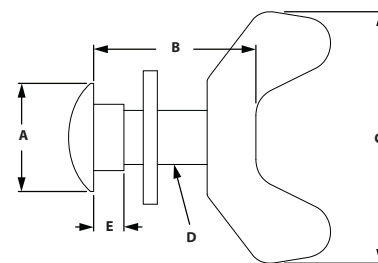


HEX NUT BRAKE KIT

ITEM#	SERIES	A	B	C	D	E
657107	10	.500"	.865"	.438"	1/4-20	.150"
657082	15	.704"	1.416"	.563"	5/16-18	.172"



- Adjustable stop that can be added to any bearing
- Tightens to secure locking capability
- Machining required for linear bearing



WING NUT BRAKE KIT

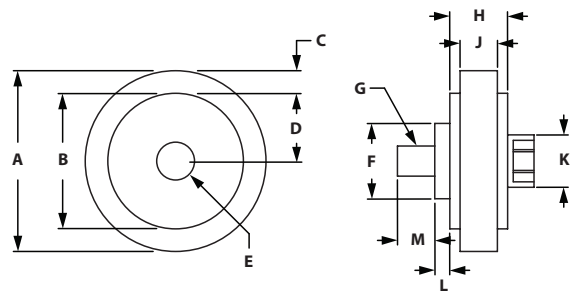
ITEM#	SERIES	A	B	C	D	E
657108	10	.500"	.865"	1.158"	1/4-20	.150"
657083	15	.703"	1.416"	1.375"	5/16-18	.150"

Roller Wheels & Brackets

ECONOMY ROLLER WHEEL WITH BRASS BUSHING



- Use for guided linear motion
- Mounts to extrusion end or in T-Slot
- Made of high strength black nylatron
- Economy: brass bushing



ITEM#	SERIES	COLOR	MATERIAL	A	B	C	D	E	F	G	H	J	K	L	M	LOAD
655222	10	Black	Nylon	1.500"	1.125"	.188"	.563"	.314"	.625"	1/4-20	.480"	.240"	.435"	.125"	.310"	50 lbs
655224	15	Black	Nylon	2.000"	1.625"	.188"	.812"	.375"	.750"	5/16-18	.720"	.310"	.562"	.125"	.375"	75 lbs
655223	10 to 15	Black	Nylon	1.500"	1.125"	.188"	.563"	.314"	.625"	1/4-20	.480"	.310"	.435"	.125"	.310"	75 lbs

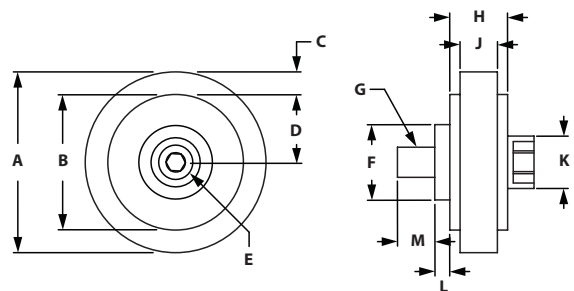
INCLUDED FASTENERS

ROLLER #	SERIES	BOLT	T-NUT	WASHER
655222	10	1/4-20 Shoulder Bolt	Economy	Yes
655224	15	5/16-18 Shoulder Bolt	Economy	Yes
655223	10 to 15	1/4-20 Shoulder Bolt	Economy	Yes

DELUXE ROLLER WHEEL WITH BALL BEARINGS



- Use for guided linear motion
- Mounts to extrusion end or in T-Slot
- Made of high strength black nylatron
- Fasteners included
- Deluxe: ball bearings



ITEM#	SERIES	COLOR	MATERIAL	A	B	C	D	E	F	G	H	J	K	L	M	LOAD
655221	15	Black	Nylon	2.000"	1.625"	.188"	.812"	.375"	.750"	5/16-18	.720"	.310"	.562"	.125"	.375"	100 lbs

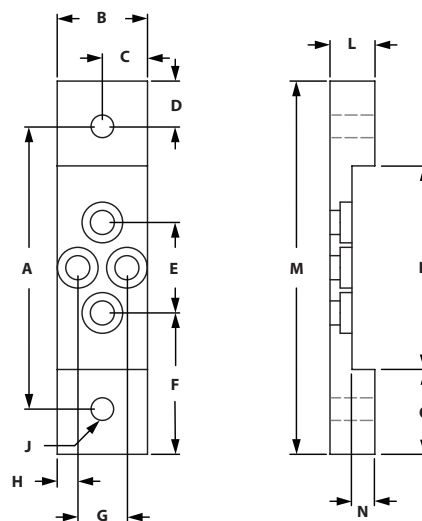
INCLUDED FASTENERS

ROLLER #	SERIES	BOLT	T-NUT	WASHER
655221	15	5/16-18 Shoulder Bolt	Economy	Yes

ROLLER WHEEL BRACKETS



- Ideal for framed doors
- Assembly part numbers include roller wheels
- Fasteners included for both assembly and bracket part numbers



ITEM#	SERIES	FOR EXTRUSION	A	B	C	D	E	F	G	H	J-TAP	K	L	M	N	O
655472	10	1010	2.125"	1.000"	.500"	.500"	.669"	1.228"	.544"	.228"	1/4-20	1.250"	.500"	3.125"	.255"	.938"
655474	10	1020	3.125"	1.000"	.500"	.500"	1.000"	1.562"	.544"	.228"	1/4-20	2.250"	.500"	4.125"	.255"	.938"
655476	15	1515	3.125"	1.500"	.750"	.750"	.860"	1.883"	.735"	.383"	5/16-18	1.750"	.750"	4.625"	.390"	1.438"
655479	15	1530	4.625"	1.500"	.750"	.750"	1.500"	2.313"	.735"	.383"	5/16-18	3.25"	.750"	6.125"	.390"	1.438"

INCLUDED FASTENERS

SERIES	QTY	BOLT	T-NUT
10	2 EA	1/4-20 x 3/8" Low Head SHCS	Standard
15	2 EA	5/16-18 x 5/8" Low Head SHCS	Standard

Linear Motion

ROLLER WHEEL ASSEMBLIES



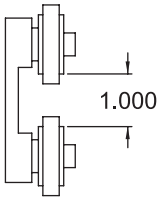
- Ideal for framed doors
- Assembly part numbers include roller wheels
- Fasteners included for both assembly and bracket part numbers

ITEM#	SERIES	FOR EXTRUSION	ROLLER
655473	10	1010	Economy
655475	10	1020	Economy
655477	15	1515	Deluxe
655478	15	1515	Economy
655480	15	1530	Deluxe
655481	15	1530	Economy

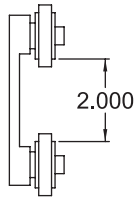
INCLUDED FASTENERS

ITEM #	SERIES	QTY	BOLT	T-NUT
651474 & 651075	10	2 ea	1/4-20 x 3/8" LHSCS	Economy
699955 & 651074	15	2 ea	5/16-18 x 5/8" LHSCS	Economy

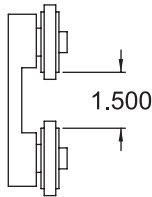
655473



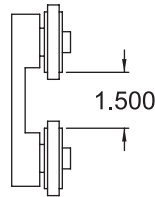
655475



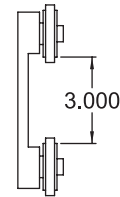
655477



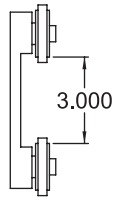
655478



655480



655481



		INDIVIDUAL PART NUMBER							
		655472	655474	655476	655479	655222	655223	655221	655224
ASSEMBLY PART #	655473	1				2			
	655475		1			2			
	655477			1				2	
	655480				1			2	
	655478			1					2
	655481				1				2

CONTENT


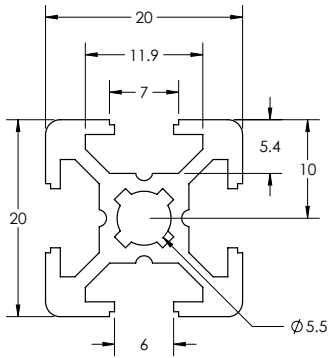
02 Structural Extrusions
B-SERIES Metric Extrusion 234-269

02 B-SERIES EXTRUSIONS

B-Series Extrusions

TS20-20B

Clear Anodized - 670000



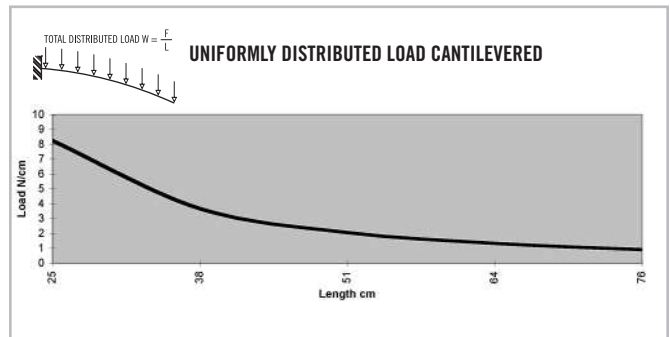
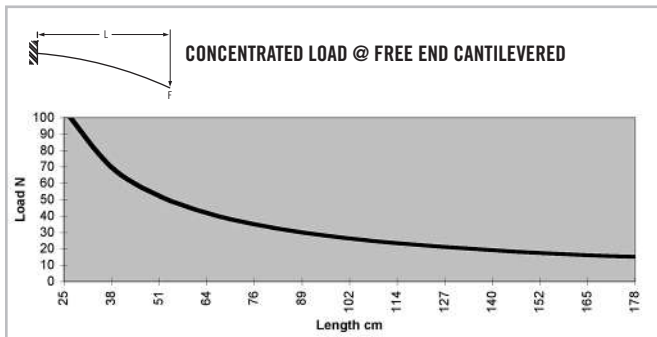
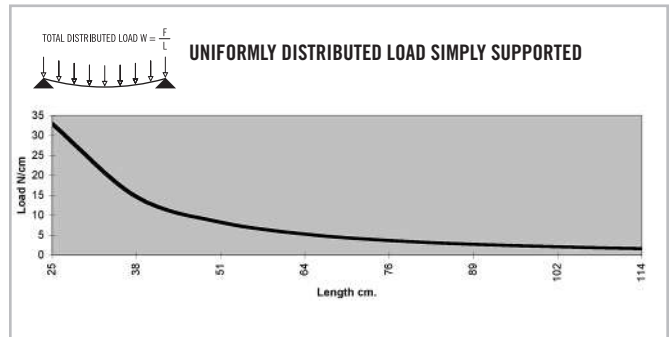
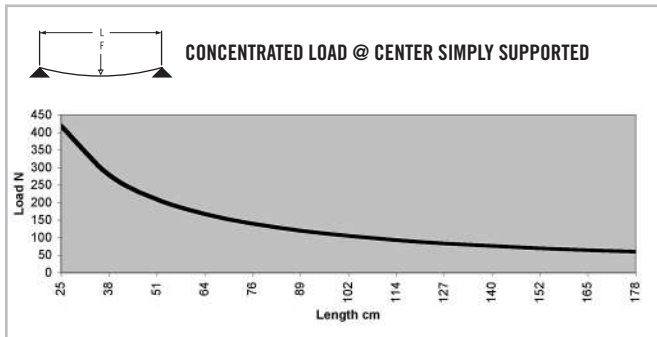
SPECIFICATIONS

Length	118" (3 m)
Weight	0.305 lbs/ft (0.454 kg/m)
Estimated Area	0.254 in ² (1.6383 cm ²)
Moment of Inertia	$I_x=0.016 \text{ in}^4$ (0.67 cm ⁴) $I_y=0.016 \text{ in}^4$ (0.67 cm ⁴)

MACHINE SERVICES

CTL	670500
Single Access Hole	670517
Tap M6	670509

BEAM SELECTION BY LOAD AND LENGTH

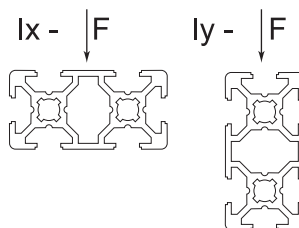
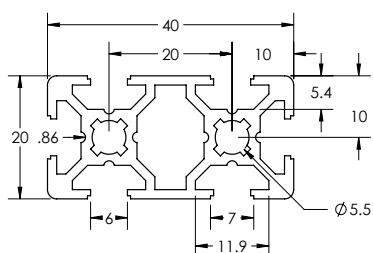


* Charts based on allowable loads related to yield strength with a margin of safety equal to five.

» For deflection equations see page 10

TS20-40B

Clear Anodized - 670004



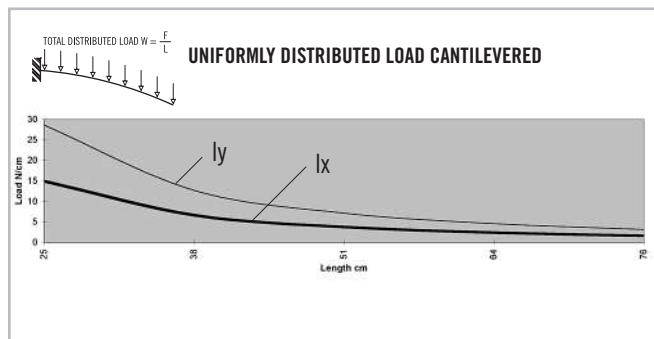
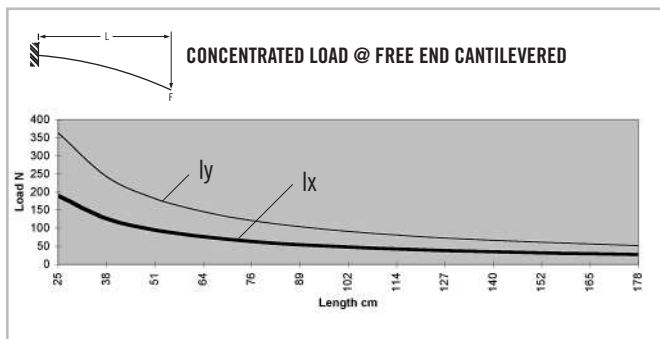
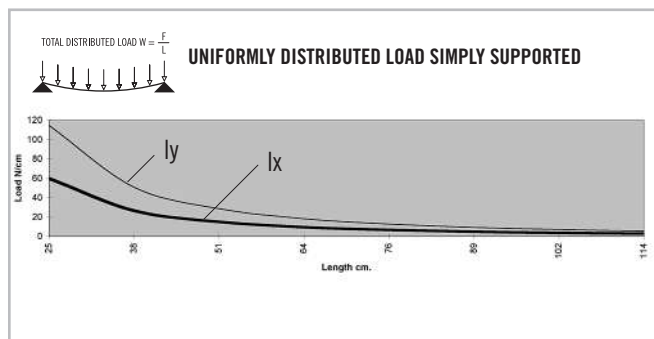
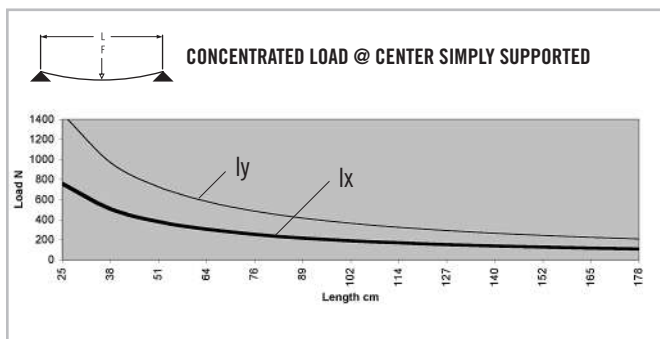
SPECIFICATIONS

Length	118" (3 m)
Weight	0.533 lbs/ft (0.793 kg/m)
Estimated Area	0.444 in ² (2.8638 cm ²)
Moment of Inertia	I _x =0.029 in ⁴ (1.21 cm ⁴) I _y =0.111 in ⁴ (4.62 cm ⁴)

MACHINE SERVICES

CTL	670501
Single Access Hole	670517
Tap M6	670510

BEAM SELECTION BY LOAD AND LENGTH



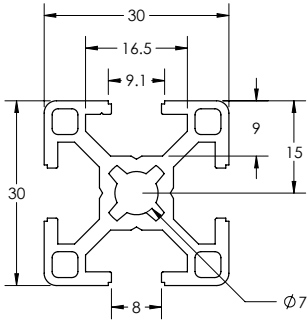
* Charts based on allowable loads related to yield strength with a margin of safety equal to five.

» For deflection equations see page 10

B-Series Extrusions

Clear Anodized - **670007**
 Black Anodized - **670107**
 Yellow Powdercoat - **670207**

TS30-30B



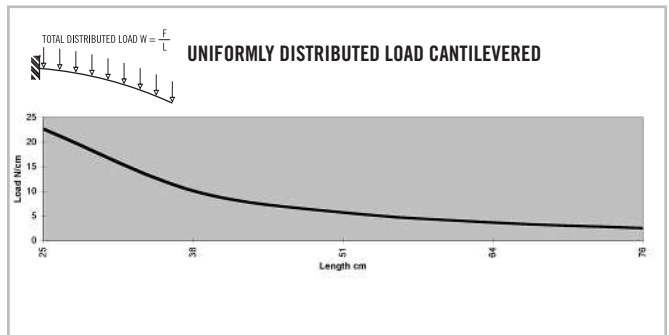
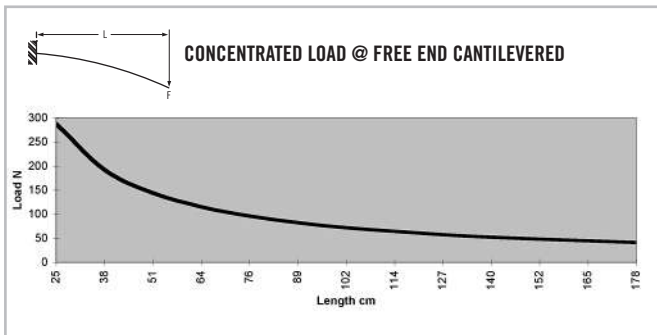
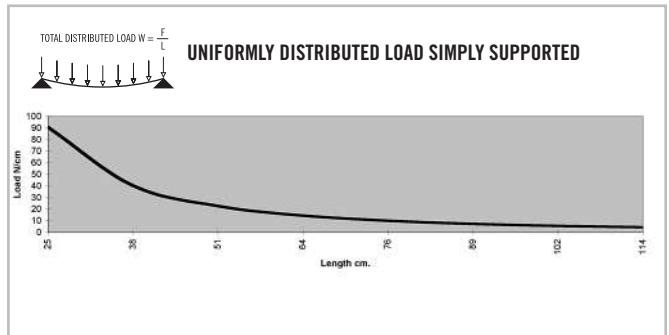
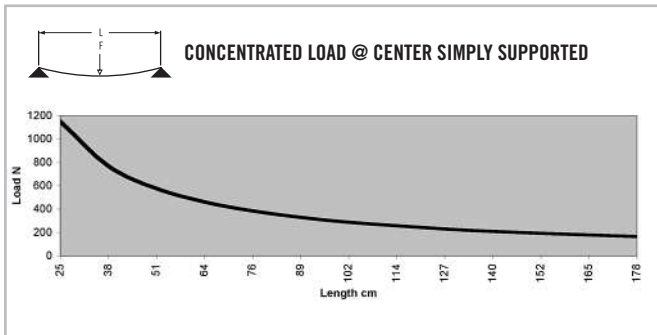
SPECIFICATIONS

Length Clear	239" (6.07 m)
Length Black	239" (6.07 m)
Length Yellow	144" (3.6 m)
Weight	0.588 lbs/ft (0.873 kg/m)
Estimated Area	0.489 in ² (3.15405 cm ²)
Moment of Inertia	$I_x=0.066 \text{ in}^4$ (2.75 cm ⁴) $I_y=0.066 \text{ in}^4$ (2.75 cm ⁴)

MACHINE SERVICES

CTL	670502
Access Hole 7.9mm	670518
Access Hole 11mm	670519
Tap M8	670511

BEAM SELECTION BY LOAD AND LENGTH

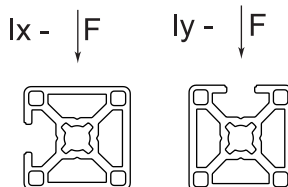
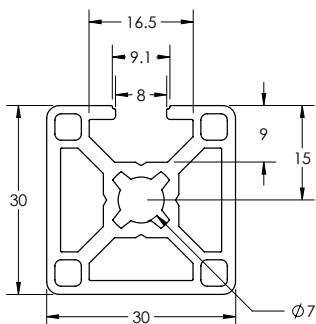


* Charts based on allowable loads related to yield strength with a margin of safety equal to five.

» For deflection equations see page 10

TS30-30B MONOSLOT

Clear Anodized - 670008



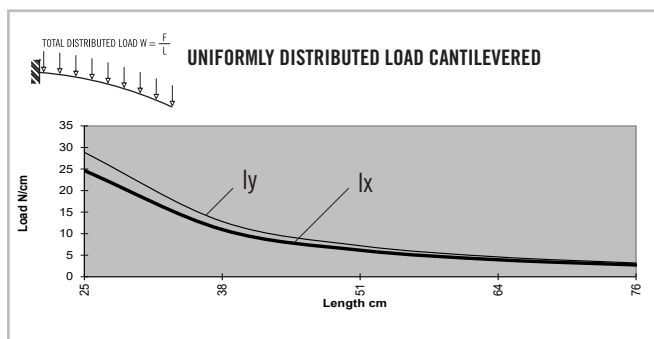
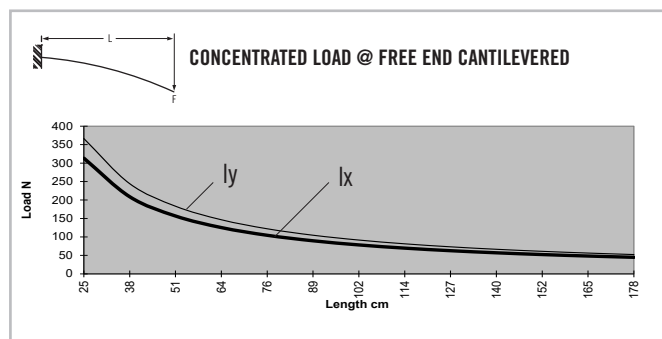
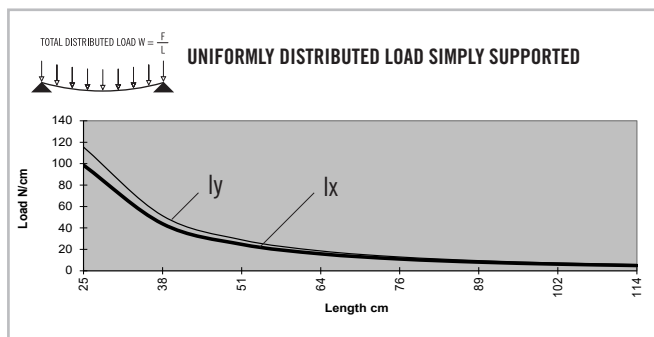
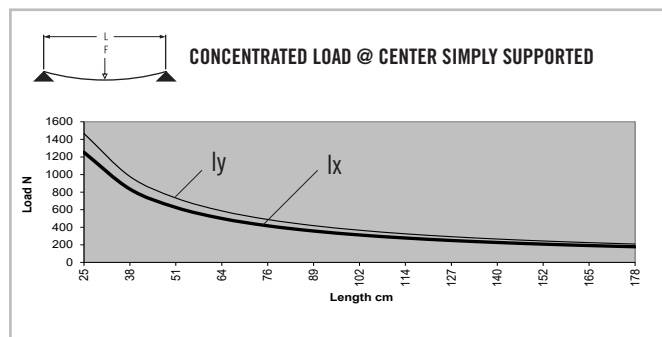
SPECIFICATIONS

Length	239" (6.07 m)
Weight	0.684 lbs/ft (1.017 kg/m)
Estimated Area	0.571 in ² (3.684 cm ²)
Moment of Inertia	$I_x=0.075 \text{ in}^4 (3.121 \text{ cm}^4)$
	$I_y=0.084 \text{ in}^4 (3.496 \text{ cm}^4)$

MACHINE SERVICES

CTL	670502
Access Hole 7.9mm	670518
Access Hole 11mm	670519
Tap M8	670511

BEAM SELECTION BY LOAD AND LENGTH




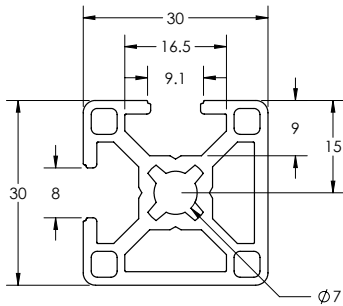
* Charts based on allowable loads related to yield strength with a margin of safety equal to five.

» For deflection equations see page 10

B-Series Extrusions

TS30-30B BISLOT ADJ

Clear Anodized - 670085



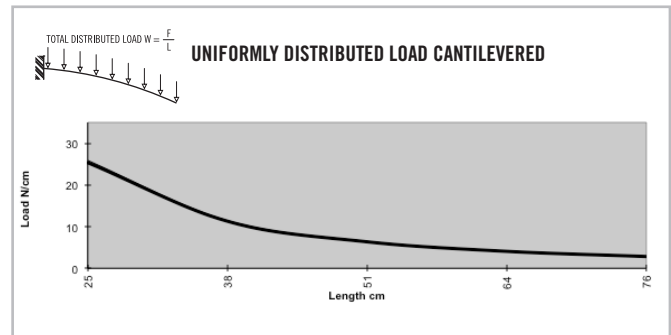
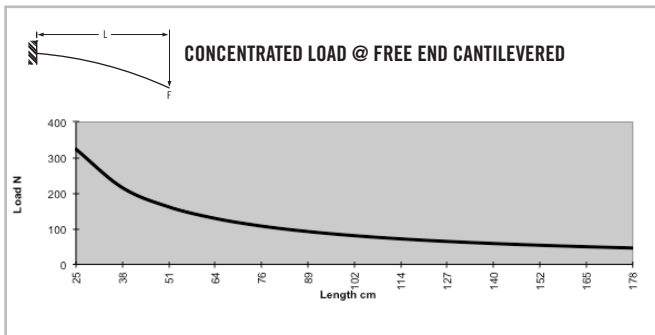
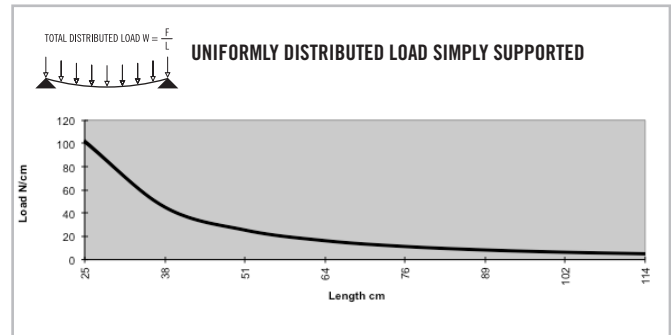
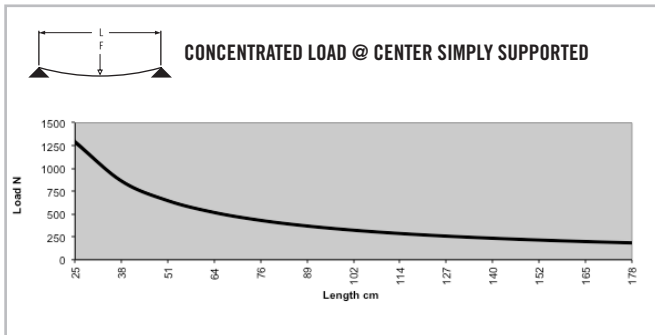
SPECIFICATIONS

Length	239" (6.07 m)
Weight	0.655 lbs/ft (0.975 kg/m)
Estimated Area	0.546 in ² (3.523 cm ²)
Moment of Inertia	$I_x=0.074 \text{ in}^4 (3.080 \text{ cm}^4)$ $I_y=0.075 \text{ in}^4 (3.122 \text{ cm}^4)$

MACHINE SERVICES

CTL	670502
Access Hole 7.9mm	670518
Access Hole 11mm	670519
Tap M8	670511

BEAM SELECTION BY LOAD AND LENGTH

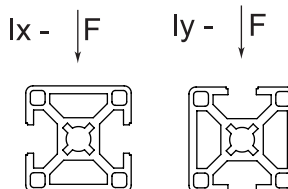

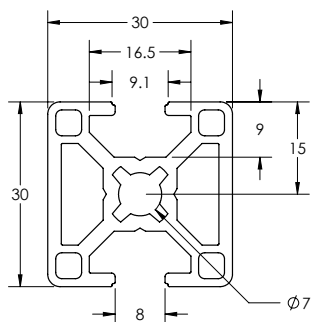


* Charts based on allowable loads related to yield strength with a margin of safety equal to five.

» For deflection equations see page 10

TS30-30B BISLOT OPP

Clear Anodized - 670084



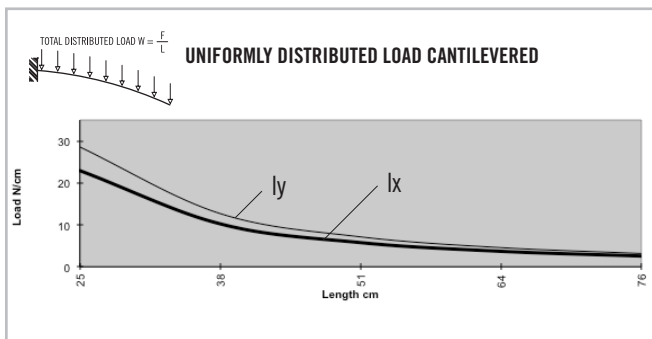
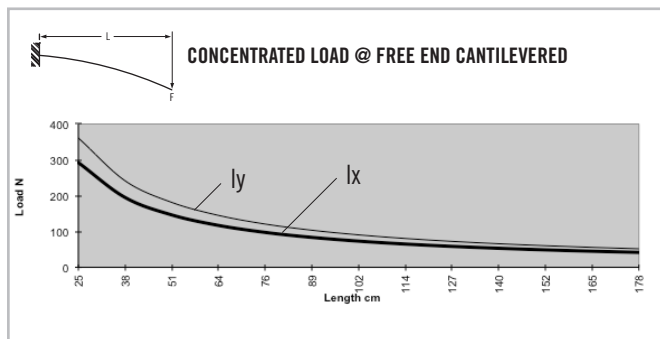
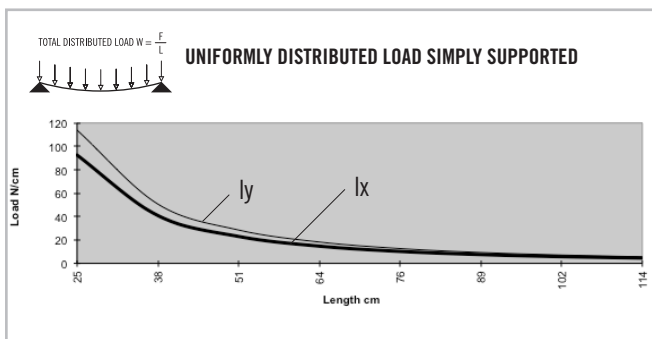
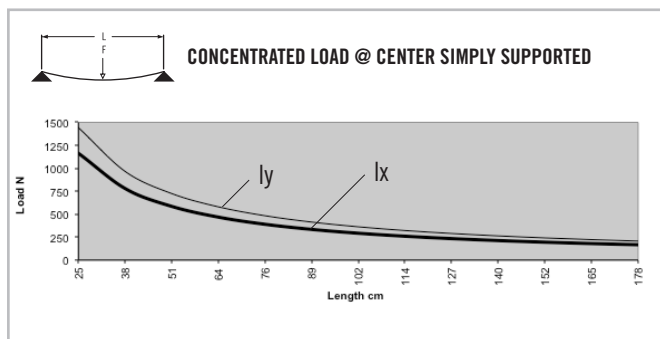
SPECIFICATIONS

Length	239" (6.07 m)
Weight	0.655 lbs/ft (0.975 kg/m)
Estimated Area	0.546 in ² (3.523 cm ²)
Moment of Inertia	lx=0.067 in ⁴ (2.789 cm ⁴)
	ly=0.083 in ⁴ (3.455 cm ⁴)

MACHINE SERVICES

CTL	670502
Access Hole 7.9mm	670518
Access Hole 11mm	670519
Tap M8	670511

BEAM SELECTION BY LOAD AND LENGTH



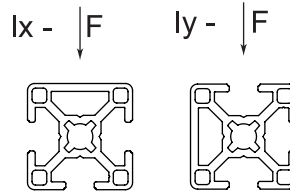
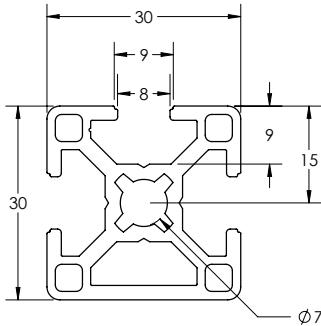
* Charts based on allowable loads related to yield strength with a margin of safety equal to five.

» For deflection equations see page 10

B-Series Extrusions

TS30-30B TRI SLOT

Clear Anodized - 670079



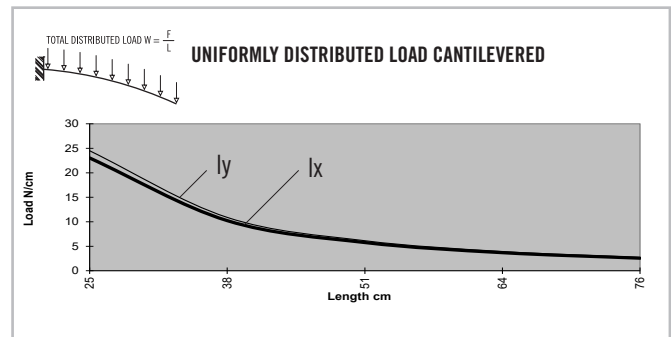
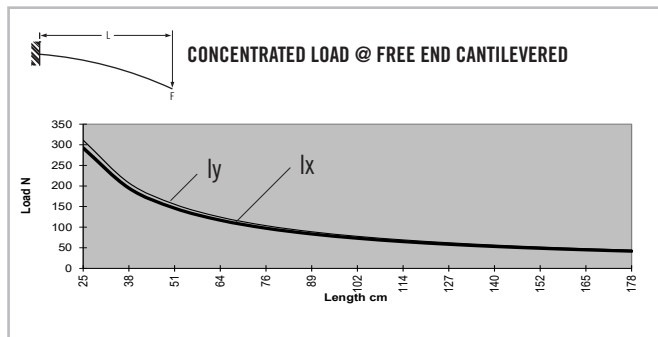
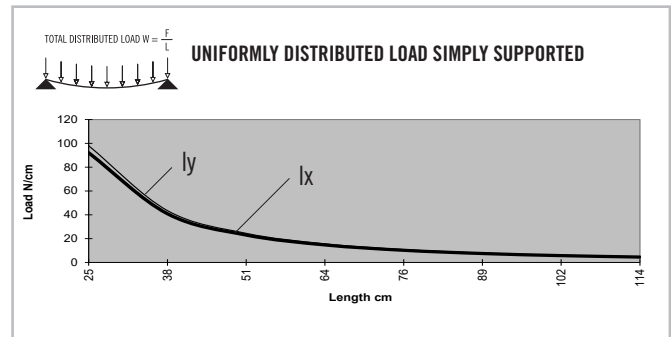
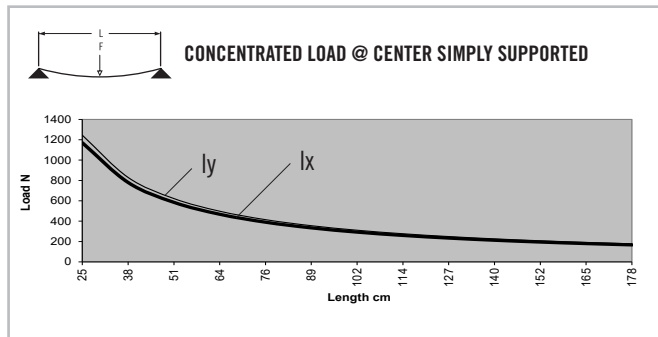
SPECIFICATIONS

Length	239" (6.07 m)
Weight	1.152 lbs/ft (1.714 kg/m)
Estimated Area	0.514 in ² (3.316 cm ²)
Moment of Inertia	I _x =0.067 in ⁴ (2.789 cm ⁴)
	I _y =0.075 in ⁴ (3.121 cm ⁴)

MACHINE SERVICES

CTL	670502
Access Hole 7.9mm	670518
Access Hole 11mm	670519
Tap M8	670511

BEAM SELECTION BY LOAD AND LENGTH

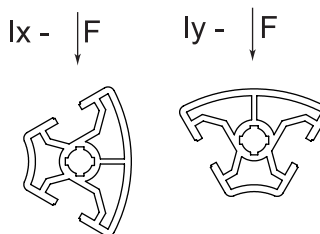

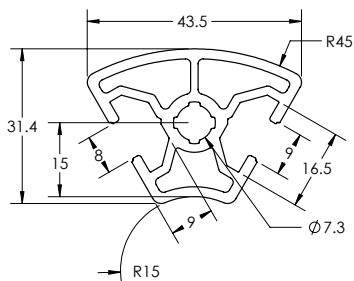


* Charts based on allowable loads related to yield strength with a margin of safety equal to five.

» For deflection equations see page 10

TS30-60RB

Clear Anodized - 670015



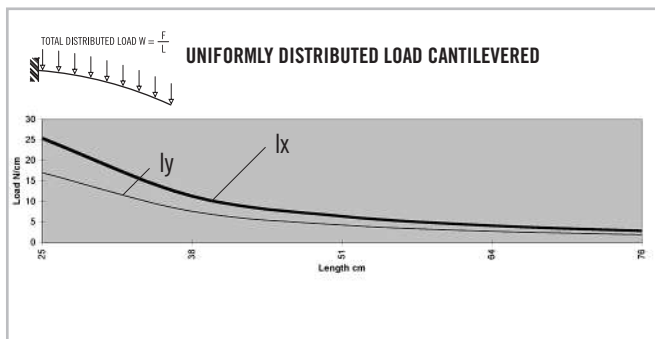
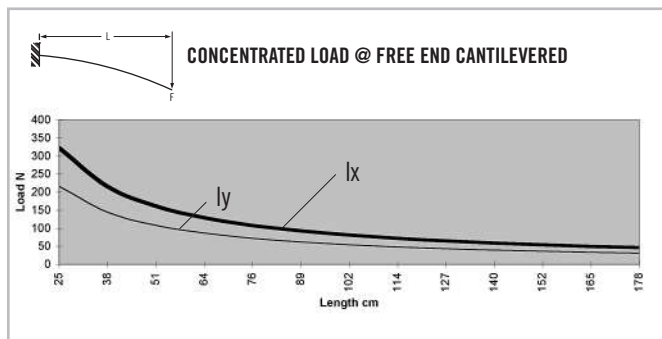
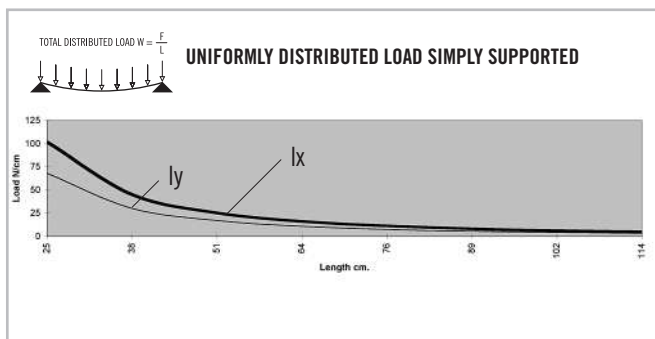
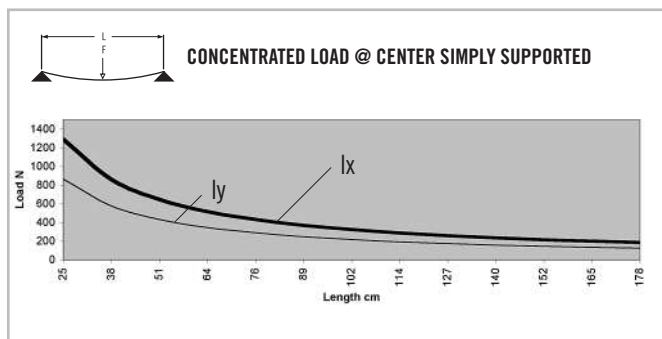
SPECIFICATIONS

Length	239" (6.07 m)
Weight	0.674 lbs/ft (1.0035072 kg/m)
Estimated Area	0.562 in ² (3.6249 cm ²)
Moment of Inertia	I _x =0.074 in ⁴ (3.08 cm ⁴) I _y =0.099 in ⁴ (4.12 cm ⁴)

MACHINE SERVICES

CTL	670503
Tap M8	670512

BEAM SELECTION BY LOAD AND LENGTH



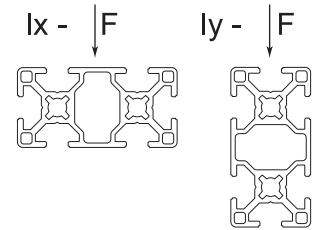
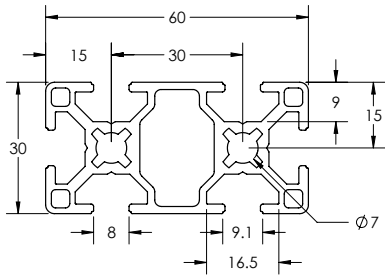
* Charts based on allowable loads related to yield strength with a margin of safety equal to five.

» For deflection equations see page 10

B-Series Extrusions

TS30-60B

Clear Anodized - **670017**
 Black Anodized - **670117**



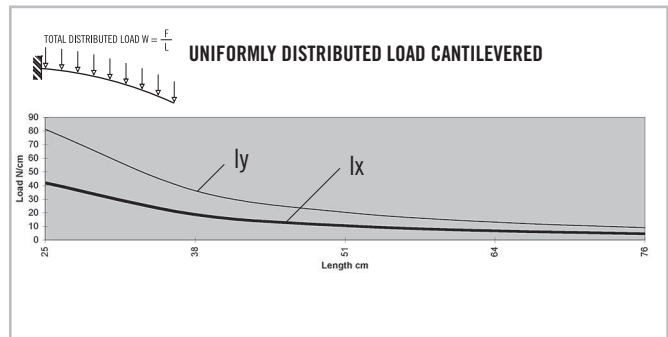
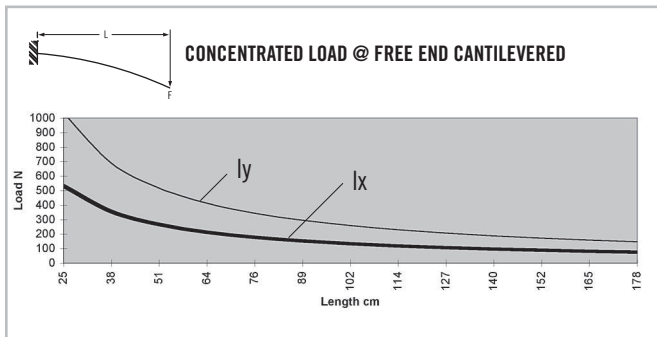
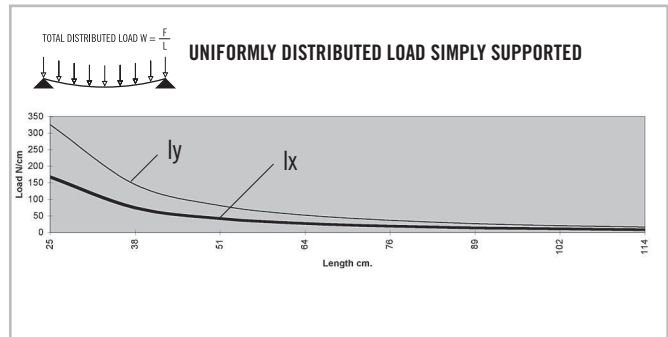
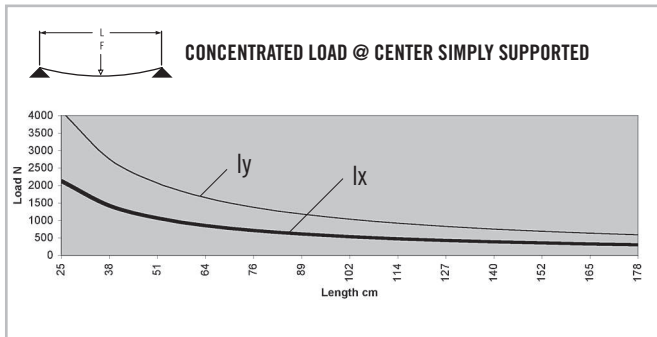
SPECIFICATIONS

Length	239" (6.07 m)
Weight	1.034 lbs/ft (1.539 kg/m)
Estimated Area	0.862 in ² (5.5599 cm ²)
Moment of Inertia	$I_x=0.122 \text{ in}^4$ (5.08 cm ⁴) $I_y=0.473 \text{ in}^4$ (19.69 cm ⁴)

MACHINE SERVICES

CTL	670503
Access Hole 7.9mm	670518
Access Hole 11mm	670519
Tap M8	670512

BEAM SELECTION BY LOAD AND LENGTH

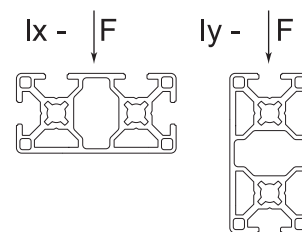
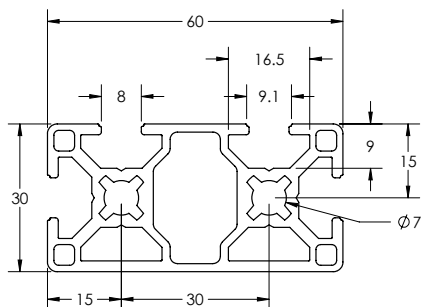


* Charts based on allowable loads related to yield strength with a margin of safety equal to five.

» For deflection equations see page 10

TS30-60B TRI

Clear Anodized - 670087



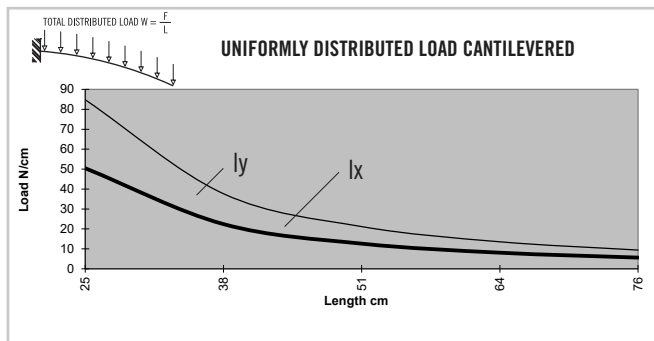
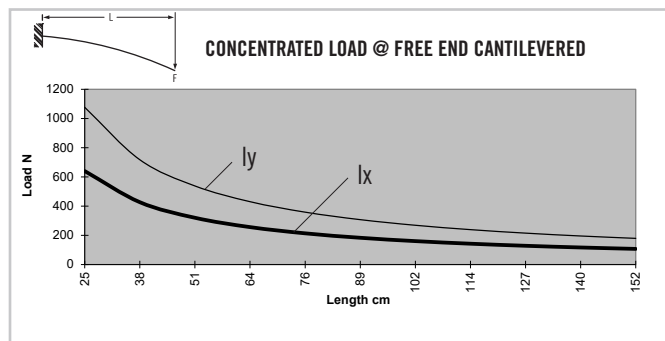
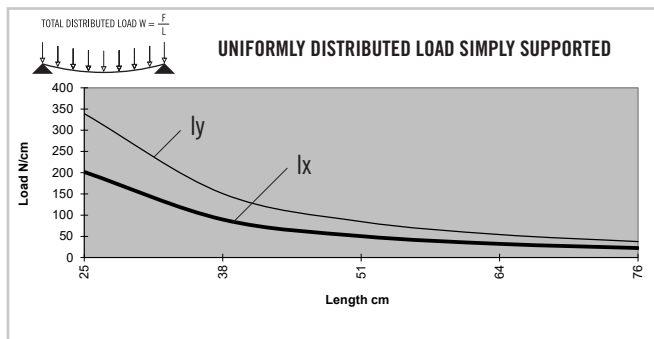
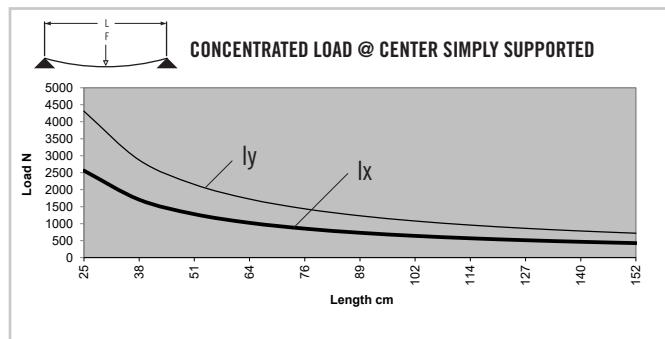
SPECIFICATIONS

Length	239" (6.07 m)
Weight	1.103 lbs/ft (1.64 kg/m)
Estimated Area	0.919 in ² (5.93cm ²)
Moment of Inertia	lx=0.138 in ⁴ (5.744cm ⁴) ly=0.493 in ⁴ (20.52cm ⁴)

MACHINE SERVICES

CTL	670503
Access Hole 7.9mm	670518
Access Hole 11mm	670519
Tap M8	670512

BEAM SELECTION BY LOAD AND LENGTH



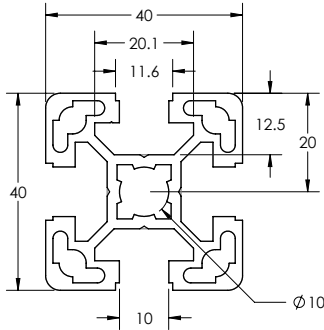
* Charts based on allowable loads related to yield strength with a margin of safety equal to five.

» For deflection equations see page 10

B-Series Extrusions

TS40-40LB

Clear Anodized - 670076



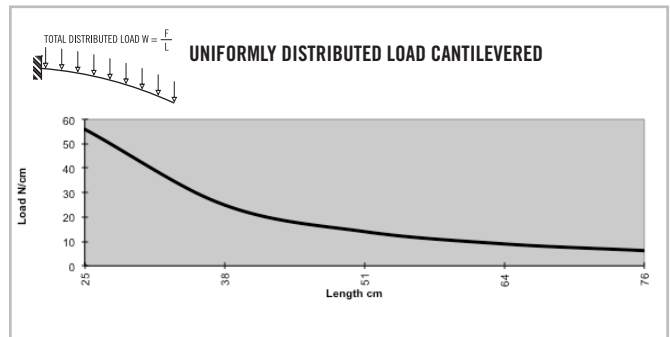
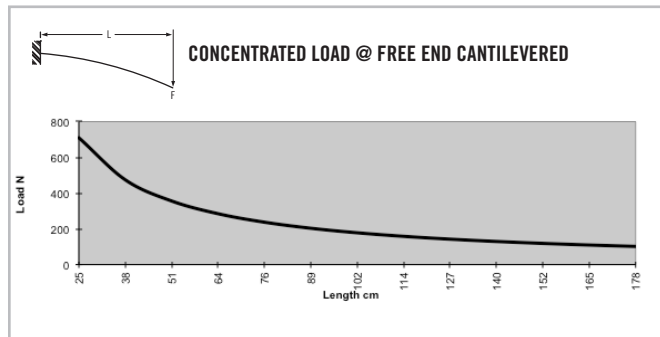
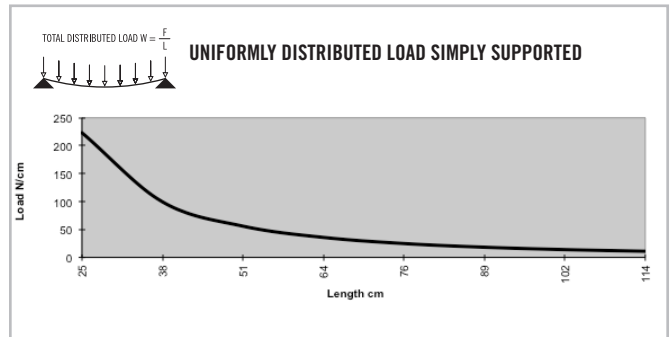
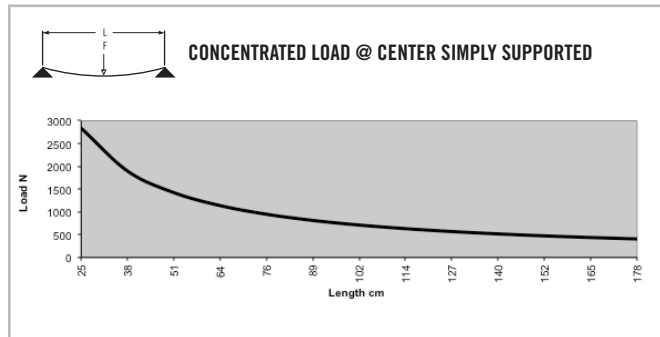
SPECIFICATIONS

Length	239" (6.07 m)
Weight	1.027 lbs/ft (1.529 kg/m)
Estimated Area	0.856 in ² (5.523 cm ²)
Moment of Inertia	I _x =0.217 in ⁴ (9.032 cm ⁴)
	I _y =0.217 in ⁴ (9.032 cm ⁴)

MACHINE SERVICES

CTL	660003
Access Hole 9.8mm	670520
Access Hole 17mm	670521
Tap M12	670513

BEAM SELECTION BY LOAD AND LENGTH

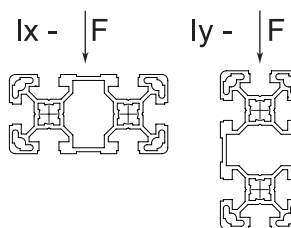
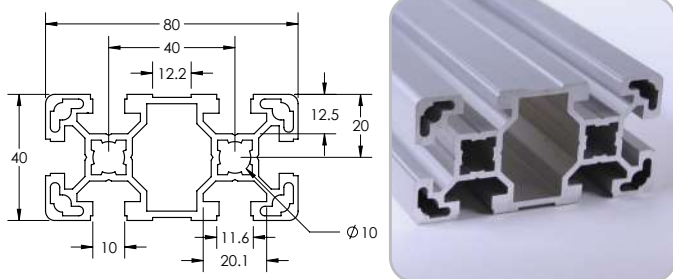


* Charts based on allowable loads related to yield strength with a margin of safety equal to five.

» For deflection equations see page 10

TS40-80LB

Clear Anodized - 670075



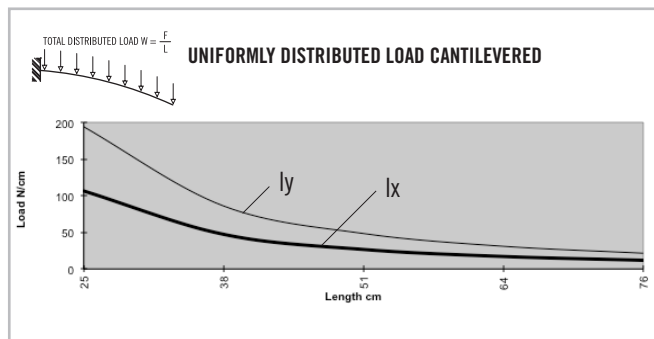
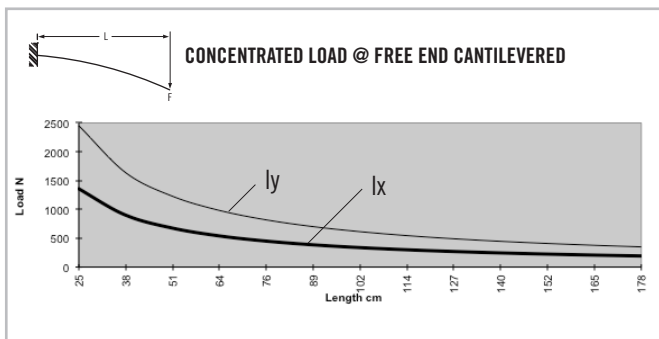
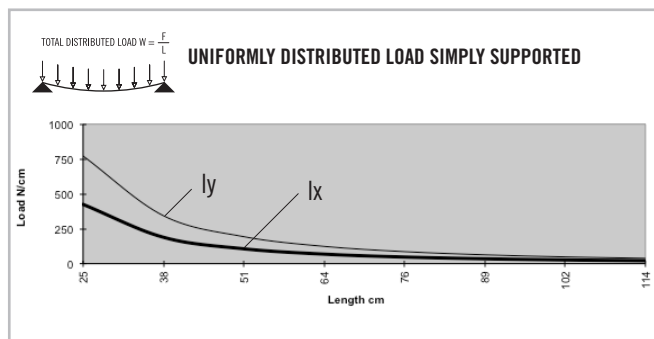
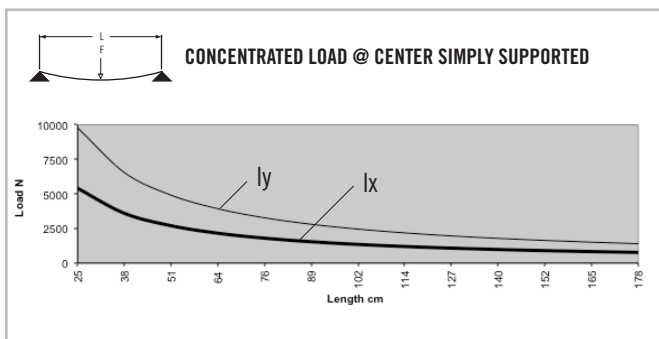
SPECIFICATIONS

Length	239" (6.07 m)
Weight	1.801 lbs/ft (2.680 kg/m)
Estimated Area	1.501 in ² (9.684 cm ²)
Moment of Inertia	I _x =0.412 in ⁴ (17.149 cm ⁴)
	I _y =1.499 in ⁴ (62.393 cm ⁴)

MACHINE SERVICES

CTL	660006
Access Hole 9.8mm	670520
Access Hole 17mm	670521
Tap M12	670514

BEAM SELECTION BY LOAD AND LENGTH



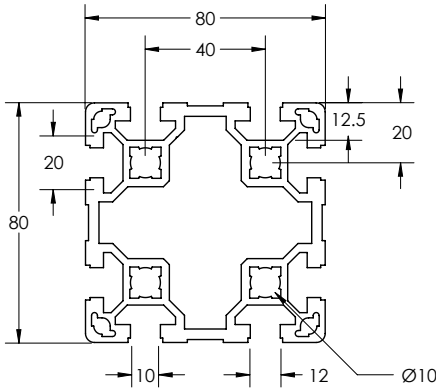
* Charts based on allowable loads related to yield strength with a margin of safety equal to five.

» For deflection equations see page 10

B-Series Extrusions

TS80-80LB

Clear Anodized - 670077



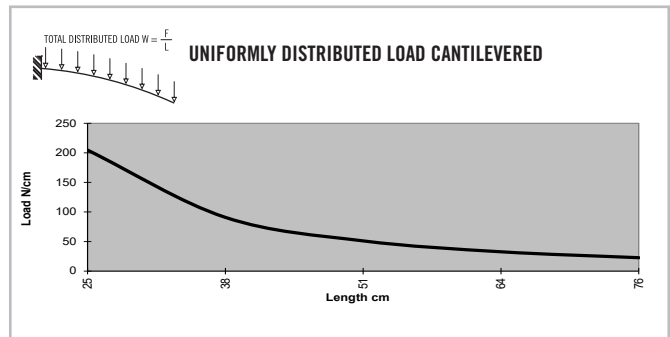
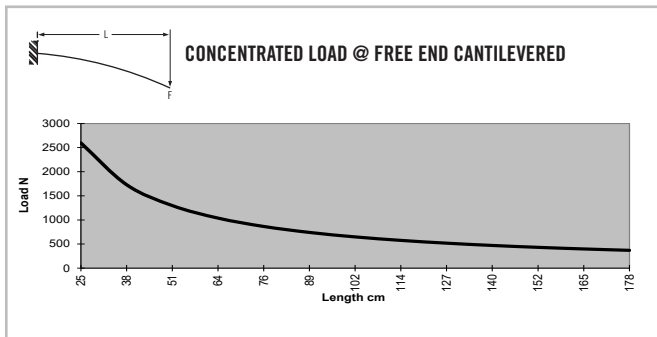
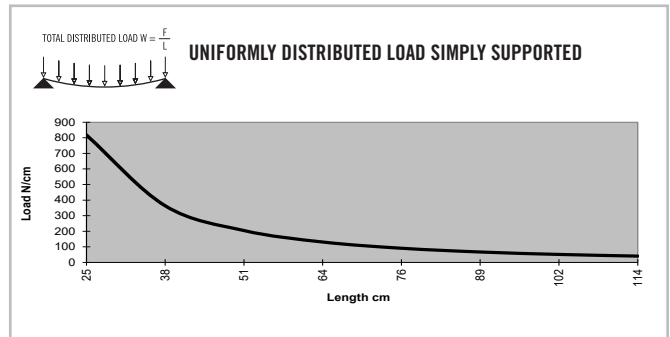
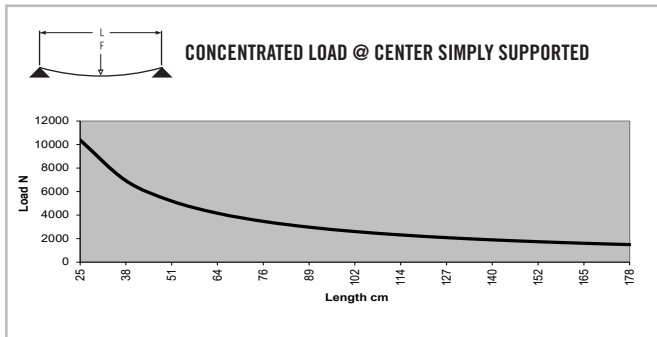
SPECIFICATIONS

Length	239" (6.07 m)
Weight	3.376 lbs/ft (4.911 kg/m)
Estimated Area	2.813 in ² (18.148 cm ²)
Moment of Inertia	$I_x=3.172 \text{ in}^4$ (132.028 cm ⁴)
	$I_y=3.172 \text{ in}^4$ (132.028 cm ⁴)

MACHINE SERVICES

CTL	660013
Access Hole 9.8mm	670520
Access Hole 17mm	670521
Tap M12	670515

BEAM SELECTION BY LOAD AND LENGTH

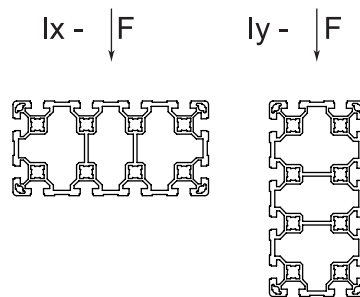
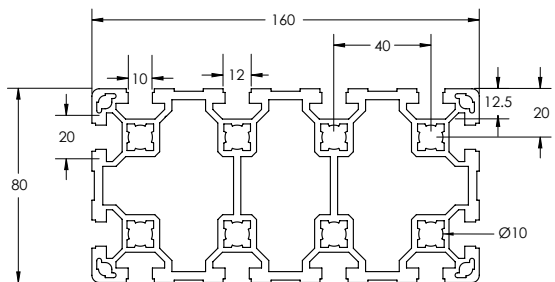


* Charts based on allowable loads related to yield strength with a margin of safety equal to five.

» For deflection equations see page 10

TS80-160LB

Clear Anodized - 670078



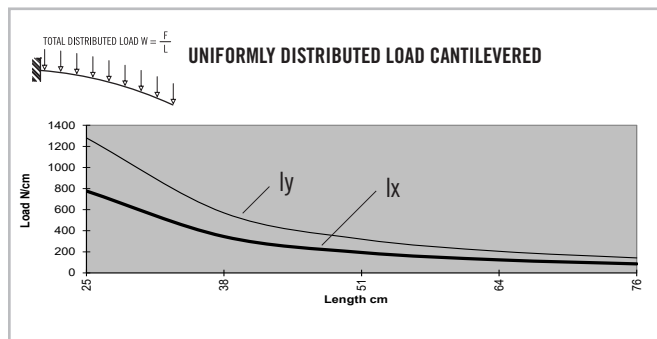
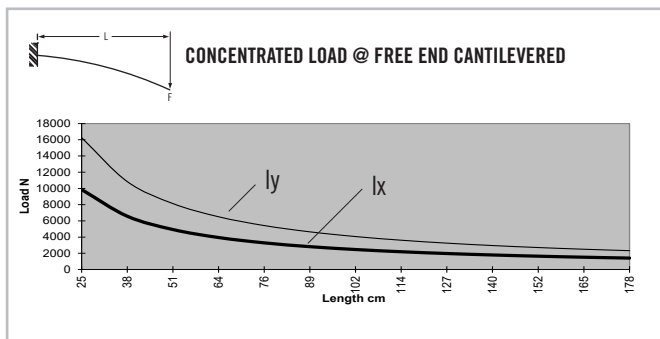
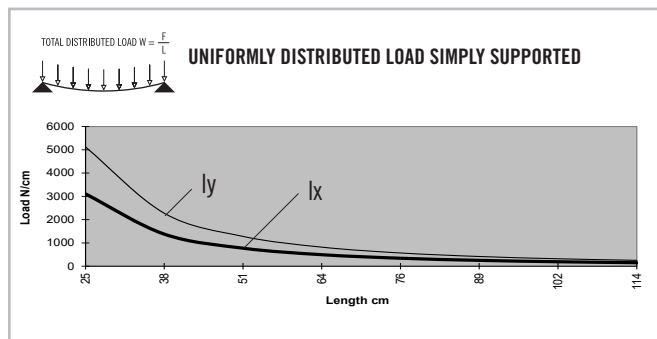
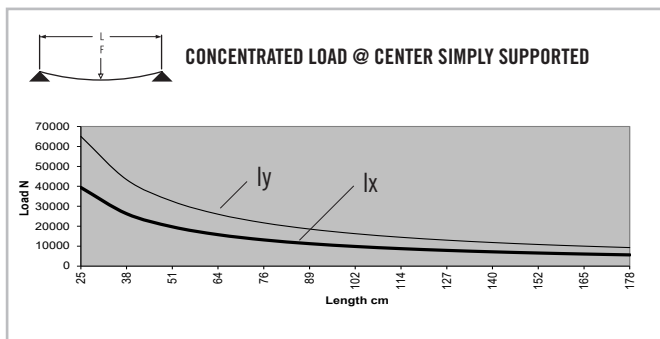
SPECIFICATIONS

Length	144" (3.66 m)
Weight	5.965 lbs/ft (8.780 kg/m)
Estimated Area	4.971 in ² (32.071 cm ²)
Moment of Inertia	Ix=6.020 in ⁴ (250.571 cm ⁴)
.....	Iy=19.847 in ⁴ (826.094 cm ⁴)

MACHINE SERVICES

CTL	660008
Access Hole 9.8mm	670520
Access Hole 17mm	670521
Tap M12	670528

BEAM SELECTION BY LOAD AND LENGTH



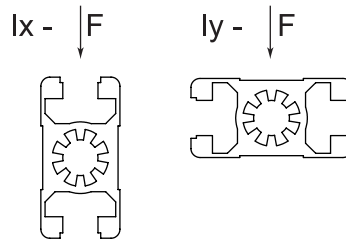
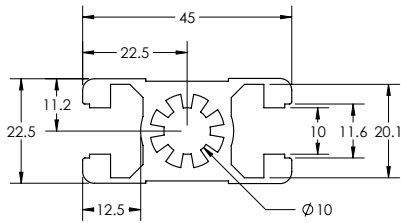
* Charts based on allowable loads related to yield strength with a margin of safety equal to five.

» For deflection equations see page 10

B-Series Extrusions

TS22.5-45B

Clear Anodized - 670067



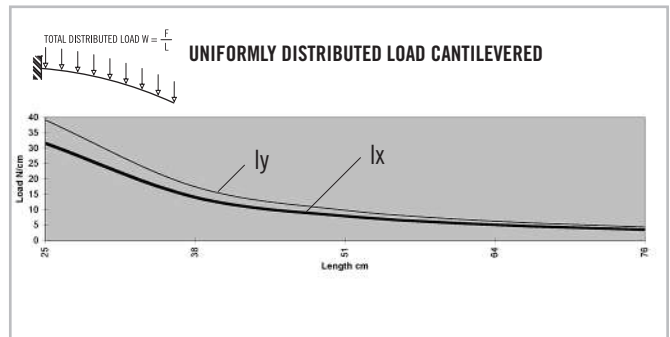
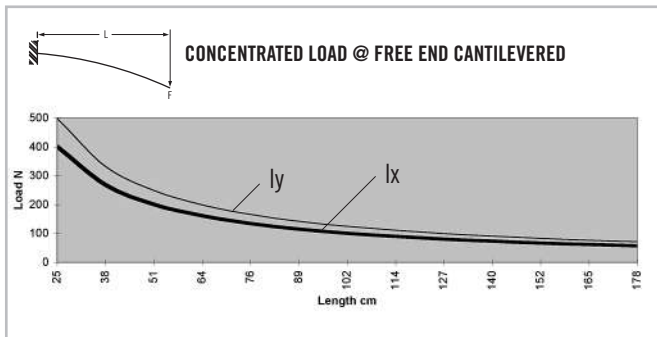
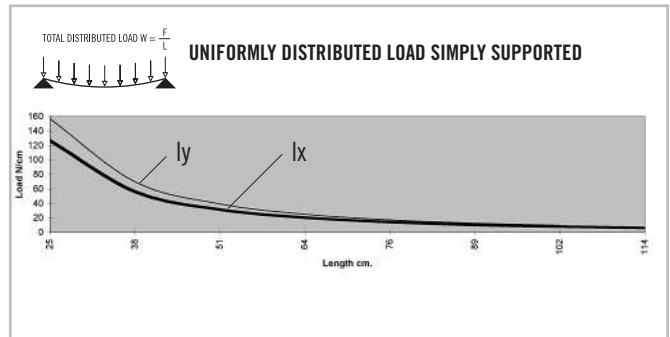
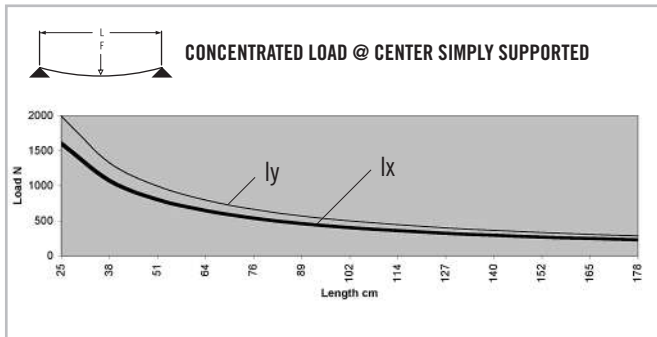
SPECIFICATIONS

Length	239" (6.07 m)
Weight	0.850 lbs/ft (1.264 kg/m)
Estimated Area	0.708 in ² (4.5666 cm ²)
Moment of Inertia	lx=0.069 in ⁴ (2.87 cm ⁴) ly=0.171 in ⁴ (7.12 cm ⁴)

MACHINE SERVICES

CTL	670502
Access Hole 7.9mm	670520
Access Hole 11mm	670521
Tap M12	670513

BEAM SELECTION BY LOAD AND LENGTH

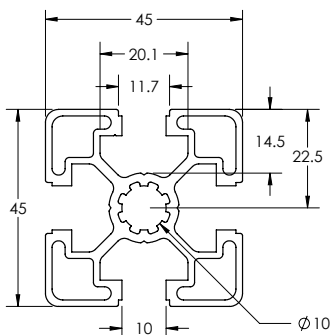


* Charts based on allowable loads related to yield strength with a margin of safety equal to five.

» For deflection equations see page 10

TS45-45LB

Clear Anodized - **670030**
 Black Anodized - **670130**
 Yellow Powdercoat - **670230**



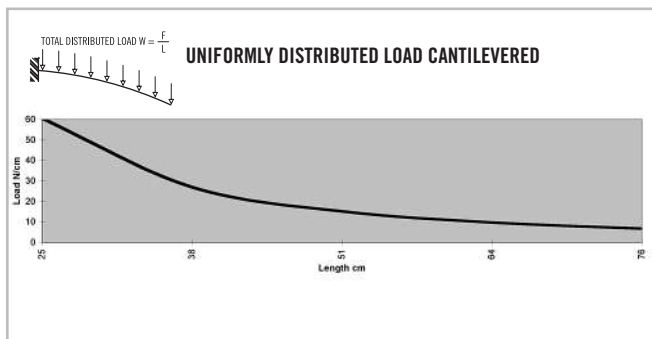
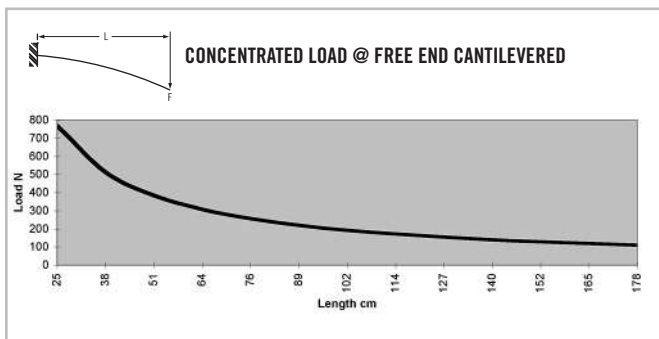
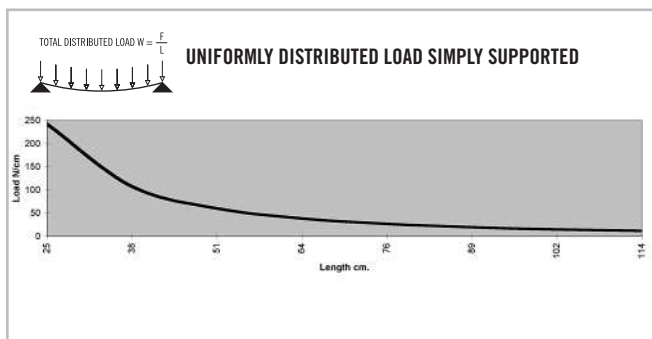
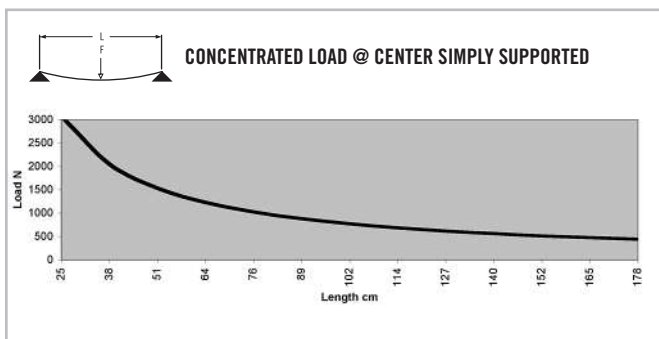
SPECIFICATIONS

Length Clear	239" (6.07 m)
Length Black	239" (6.07 m)
Length Yellow	144" (3.6 m)
Weight	1.064 lbs/ft (1.583 kg/m)
Estimated Area	0.884 in ² (5.7018 cm ²)
Moment of Inertia	$I_x=0.264 \text{ in}^4$ (10.99 cm ⁴) $I_y=0.264 \text{ in}^4$ (10.99 cm ⁴)

MACHINE SERVICES

CTL	670504
Access Hole 9.8mm	670520
Access Hole 17mm	670521
Tap M12	670513

BEAM SELECTION BY LOAD AND LENGTH



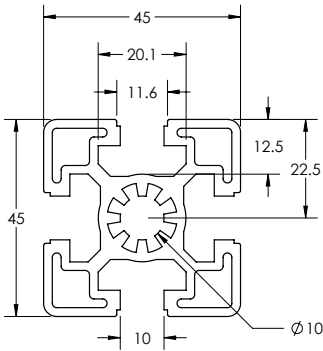
* Charts based on allowable loads related to yield strength with a margin of safety equal to five.

» For deflection equations see page 10

B-Series Extrusions

TS45-45HB

Clear Anodized - 670031



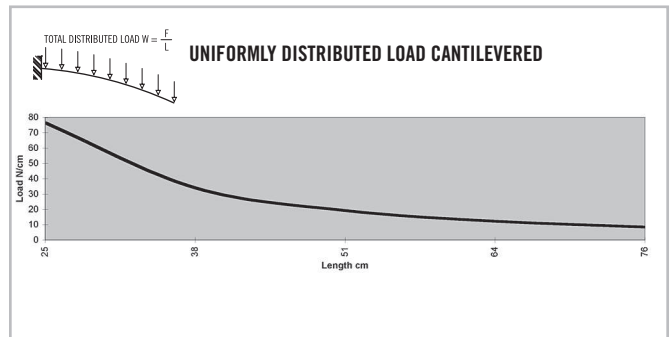
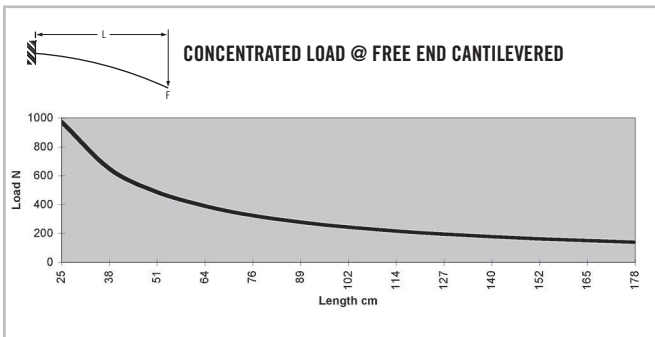
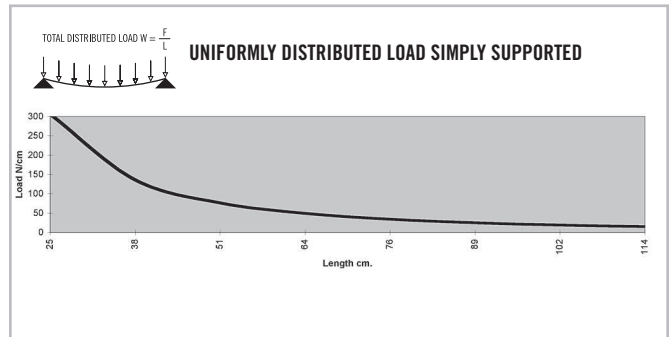
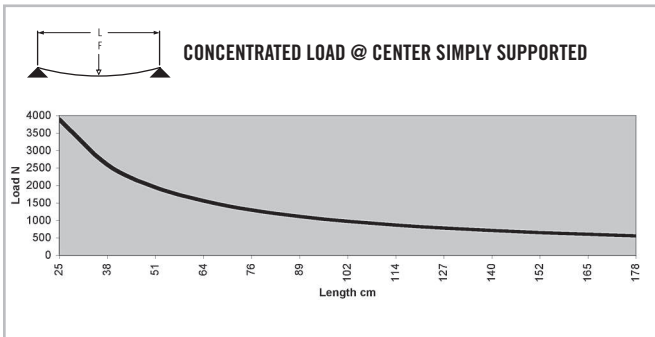
SPECIFICATIONS

Length	239" (6.07 m)
Weight	1.392 lbs/ft (2.071 kg/m)
Estimated Area	1.16 in ² (7.482 cm ²)
Moment of Inertia	$I_x=0.334 \text{ in}^4$ (13.90 cm ⁴) $I_y=0.334 \text{ in}^4$ (13.90 cm ⁴)

MACHINE SERVICES

CTL	670504
Access Hole 9.8mm	670520
Access Hole 17mm	670521
Tap M12	670513

BEAM SELECTION BY LOAD AND LENGTH

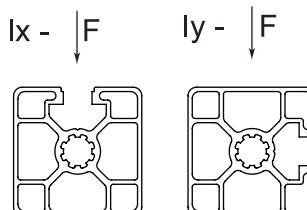
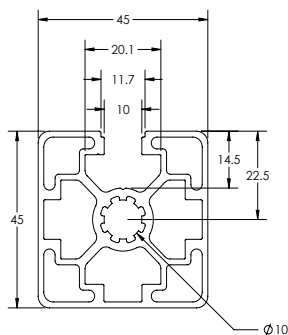


* Charts based on allowable loads related to yield strength with a margin of safety equal to five.

» For deflection equations see page 10

TS45-45LB MONOSLOT

Clear Anodized - 670083



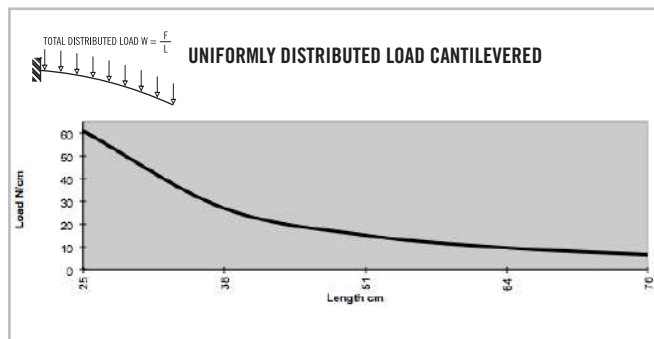
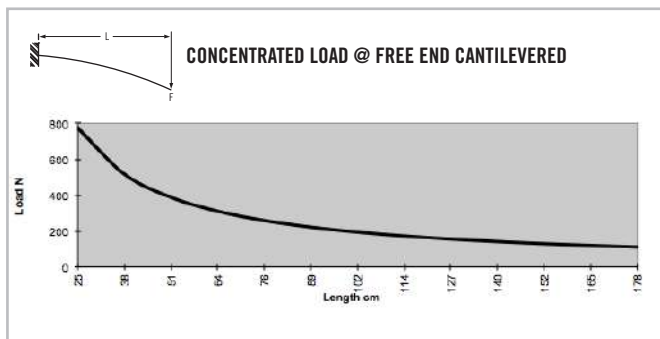
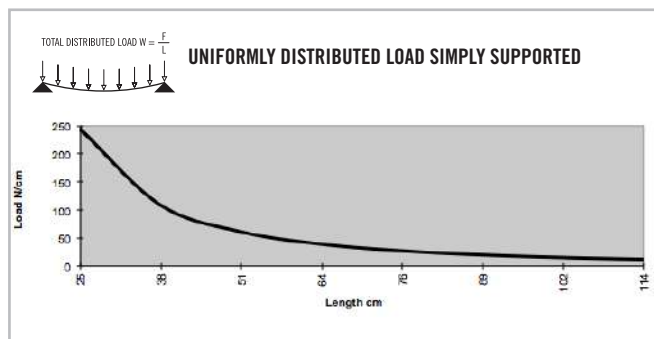
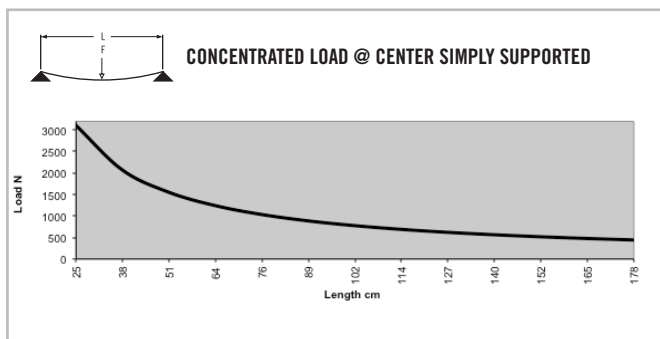
SPECIFICATIONS

Length	239" (6.07 m)
Weight	1.042 lbs/ft (1.551 kg/m)
Estimated Area	0.868 in ² (5.600 kg/m)
Moment of Inertia	$I_x=0.266 \text{ in}^4 (11.072 \text{ cm}^2)$
	$I_y=0.269 \text{ in}^4 (11.197 \text{ cm}^2)$

MACHINE SERVICES

CTL	670504
Access Hole 9.8mm	670520
Access Hole 17mm	670521
Tap M12	670513

BEAM SELECTION BY LOAD AND LENGTH



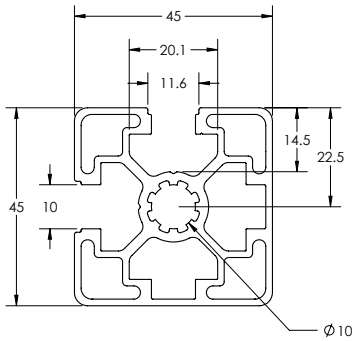
* Charts based on allowable loads related to yield strength with a margin of safety equal to five.

» For deflection equations see page 10

B-Series Extrusions

TS45-45LB BISLOT ADJ

Clear Anodized - 670081



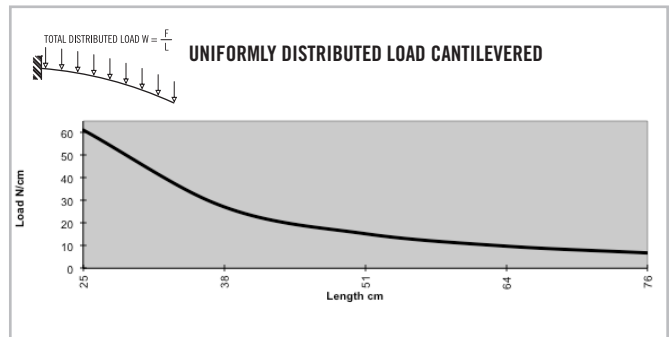
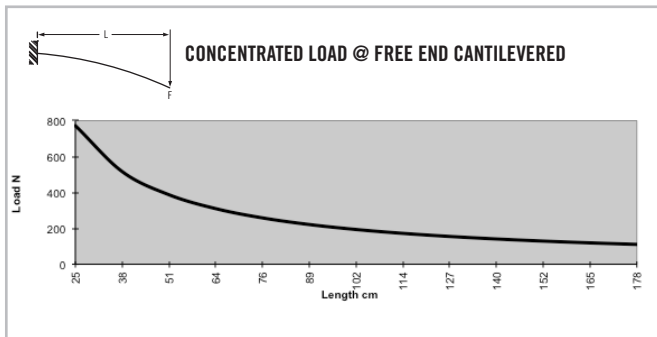
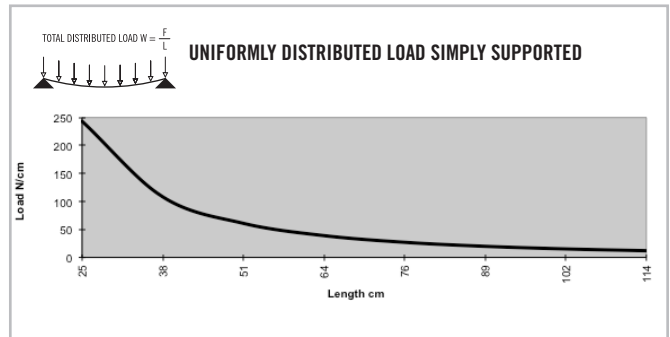
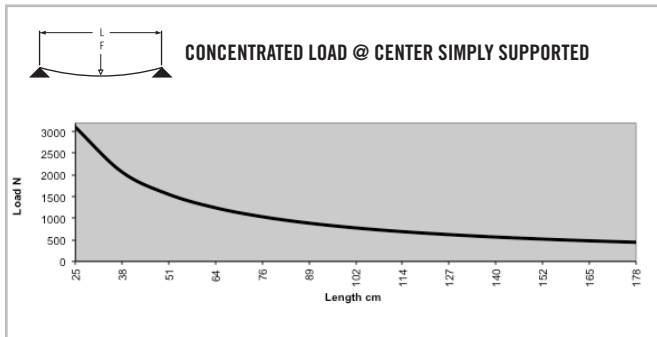
SPECIFICATIONS

Length	239" (6.07 m)
Weight	1.045 lbs/ft (1.555 kg/m)
Estimated Area	0.871 in ² (5.619 cm ²)
Moment of Inertia	I _x =0.266 in ⁴ (11.072 cm ²)
	I _y =0.266 in ⁴ (11.072 cm ²)

MACHINE SERVICES

CTL	670504
Access Hole 9.8mm	670520
Access Hole 17mm	670521
Tap M12	670513

BEAM SELECTION BY LOAD AND LENGTH

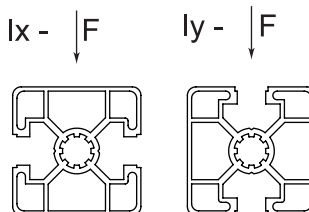
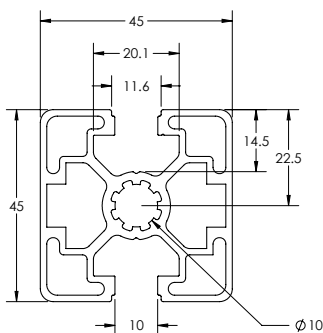


* Charts based on allowable loads related to yield strength with a margin of safety equal to five.

» For deflection equations see page 10

TS45-45LB BISLOT OPP

Clear Anodized - 670080



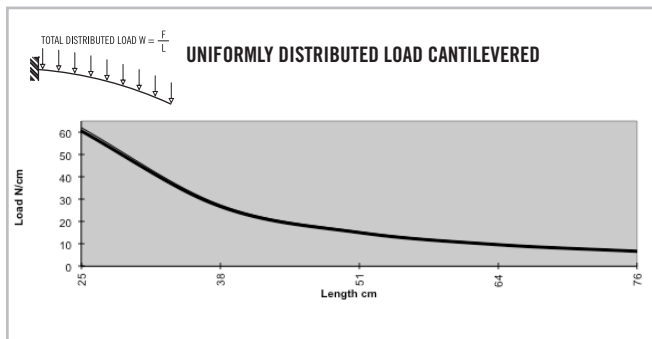
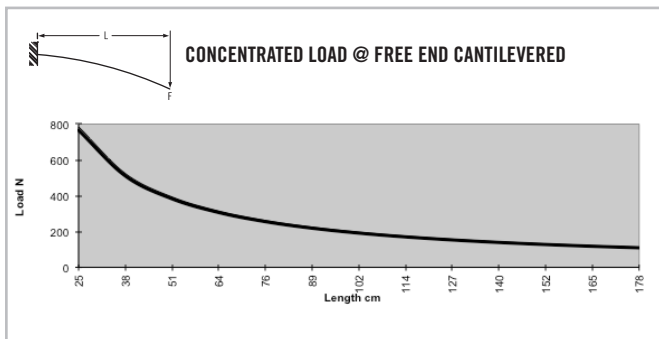
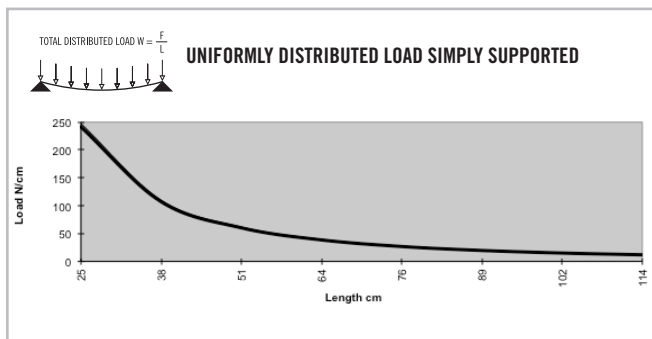
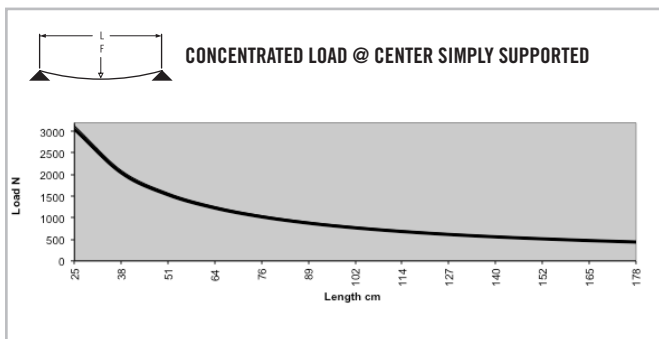
SPECIFICATIONS

Length	239" (6.07 m)
Weight	1.045 lbs/ft (1.555 kg/m)
Estimated Area	0.871 in ² (5.619 cm ²)
Moment of Inertia	$I_x=0.263 \text{ in}^4$ (10.947 cm ²)
	$I_y=0.270 \text{ in}^4$ (11.238 cm ²)

MACHINE SERVICES

CTL	670504
Access Hole 9.8mm	670520
Access Hole 17mm	670521
Tap M12	670513

BEAM SELECTION BY LOAD AND LENGTH



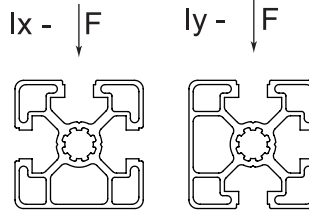
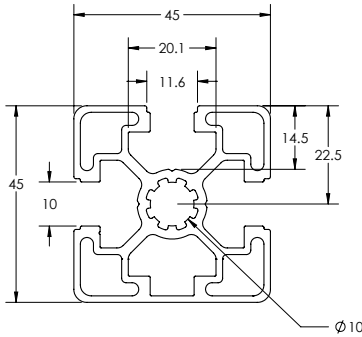
* Charts based on allowable loads related to yield strength with a margin of safety equal to five.

» For deflection equations see page 10

B-Series Extrusions

TS45-45LB TRISLOT

Clear Anodized - 670082



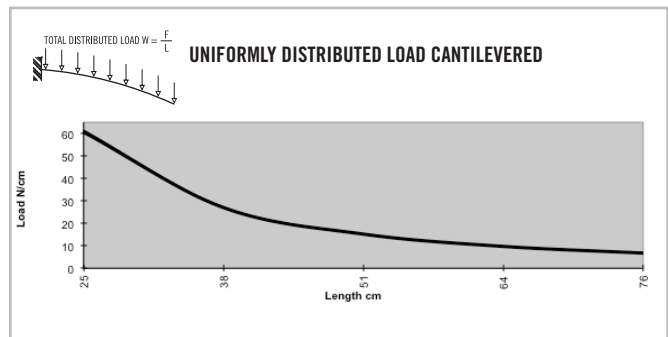
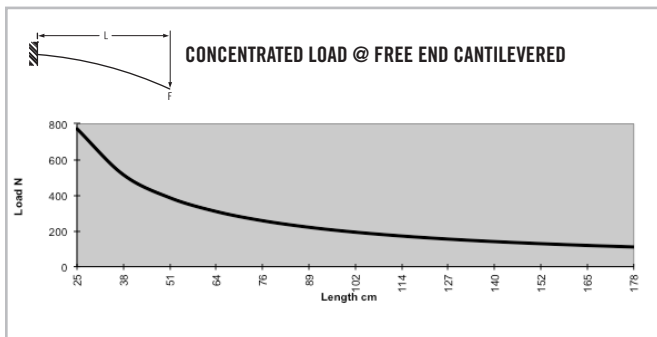
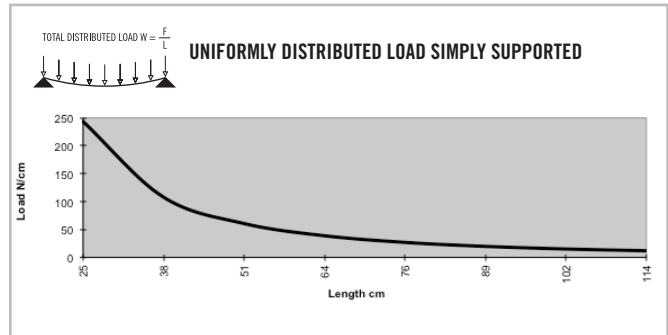
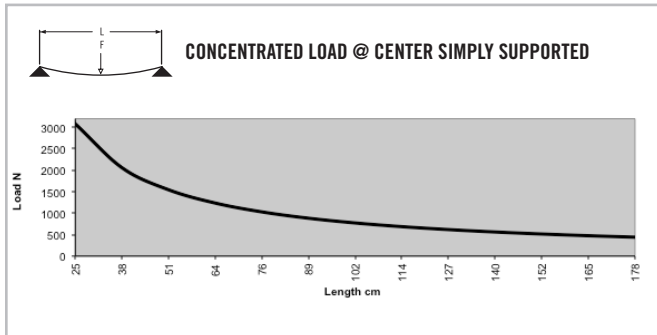
SPECIFICATIONS

Length	239" (6.07 m)
Weight	1.063 lbs/ft (1.583 kg/m)
Estimated Area	0.886 in ² (5.716 cm ²)
Moment of Inertia	I _x =0.265 in ⁴ (11.030 cm ⁴)
	I _y =0.268 in ⁴ (11.155 cm ⁴)

MACHINE SERVICES

CTL	670504
Access Hole 9.8mm	670520
Access Hole 17mm	670521
Tap M12	670513

BEAM SELECTION BY LOAD AND LENGTH

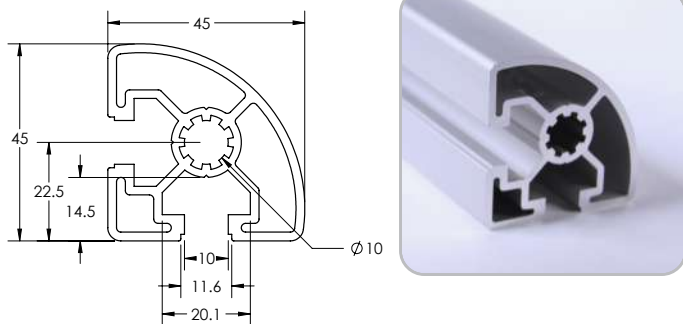


* Charts based on allowable loads related to yield strength with a margin of safety equal to five.

» For deflection equations see page 10

TS45-45LRB

Clear Anodized - 670037



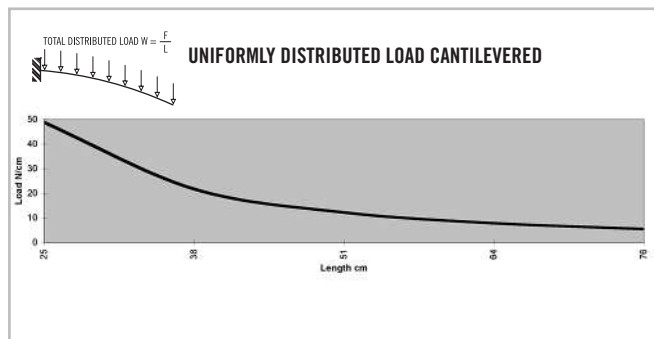
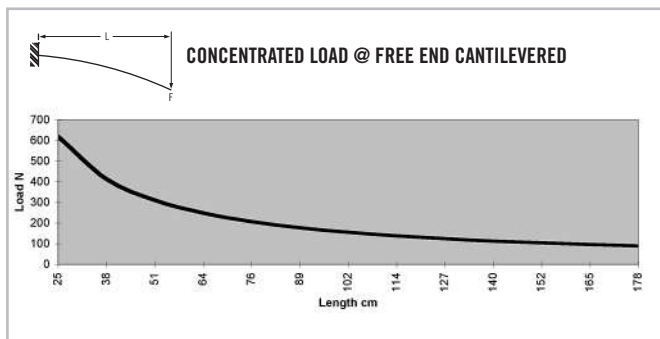
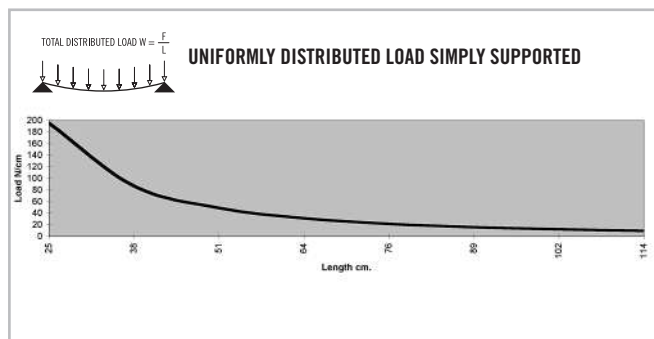
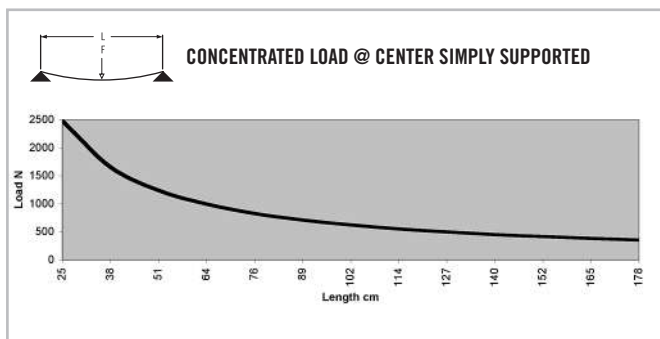
SPECIFICATIONS

Length	239" (6.07 m)
Weight	1.004 lbs/ft (1.495 kg/m)
Estimated Area	0.837 in ² (5.399 cm ²)
Moment of Inertia	$I_x=0.214 \text{ in}^4$ (8.91 cm ⁴) $I_y=0.214 \text{ in}^4$ (8.91 cm ⁴)

MACHINE SERVICES

CTL	670504
Access Hole 9.8mm	670520
Access Hole 17mm	670521
Tap M12	670513

BEAM SELECTION BY LOAD AND LENGTH



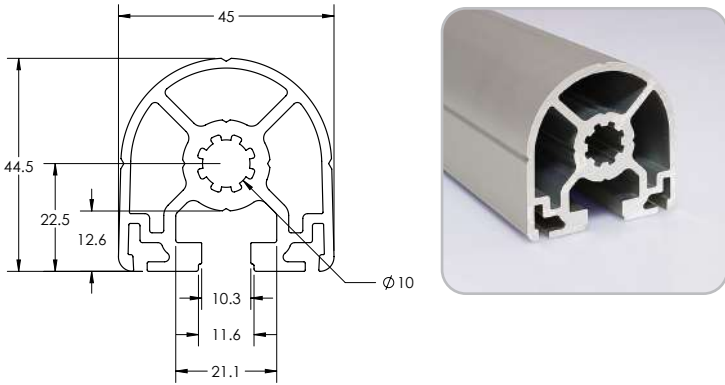
* Charts based on allowable loads related to yield strength with a margin of safety equal to five.

» For deflection equations see page 10

B-Series Extrusions

TS45-45B HR

Clear Anodized - 670032



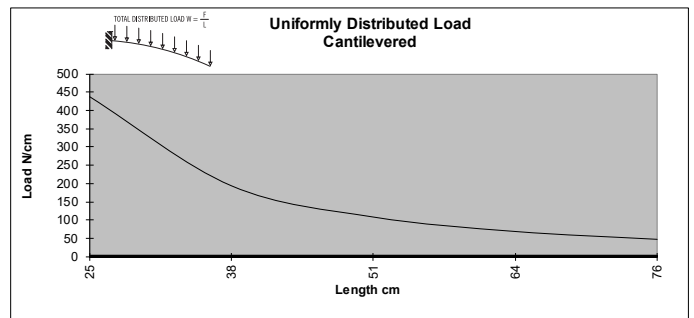
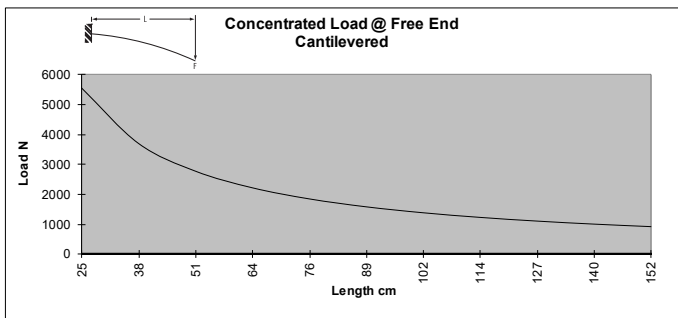
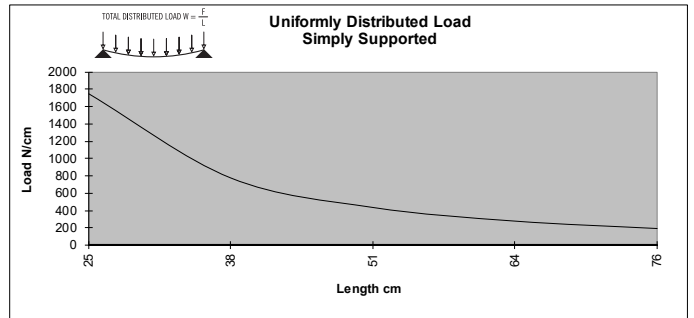
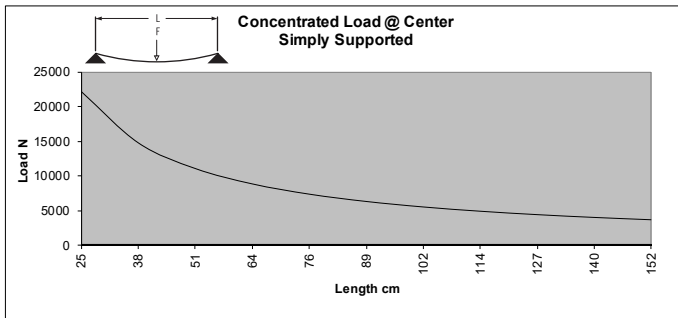
SPECIFICATIONS

Length	239" (6.07 m)
Weight	1.248 lbs/ft (1.857 kg/m)
Estimated Area	1.042. in ² (6.722 cm ²)
Moment of Inertia	0.216 I _x = in ⁴ (8.99 cm ⁴) 0.212 I _y = in ⁴ (8.82 cm ⁴)

MACHINE SERVICES

CTL	670504
Access Hole 9.8mm	670520
Access Hole 17mm	670521
Tap M12	670513

BEAM SELECTION BY LOAD AND LENGTH

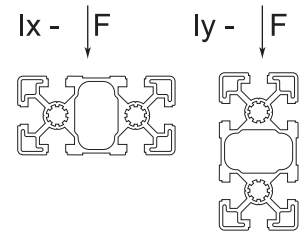
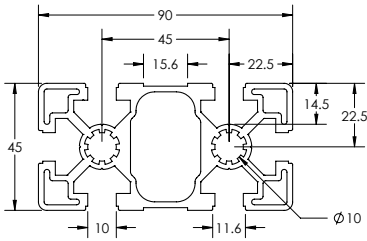


* Charts based on allowable loads related to yield strength with a margin of safety equal to five.

» For deflection equations see page 10

TS45-90LB

Clear Anodized - 670043
Black Anodized - 670143



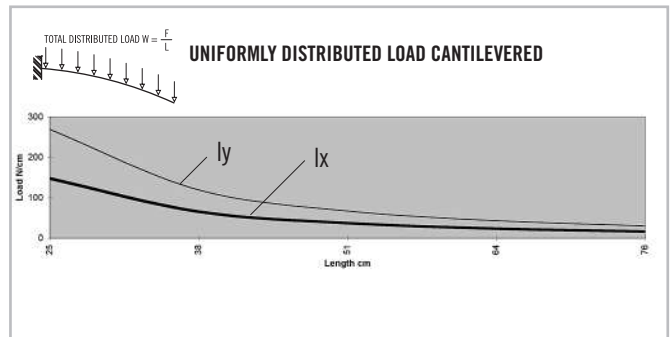
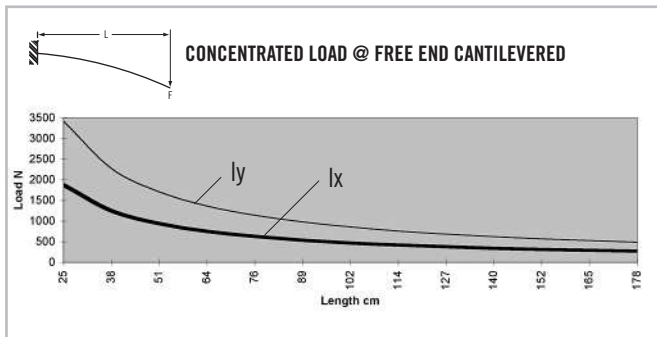
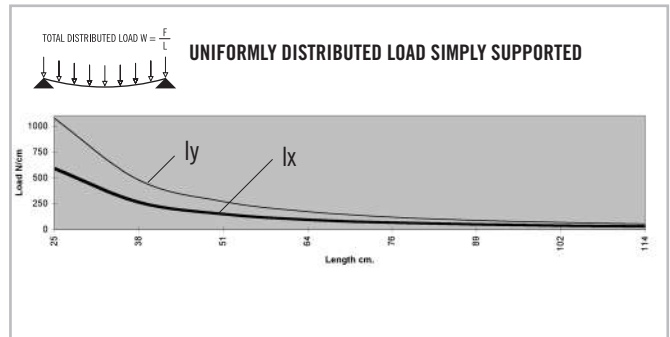
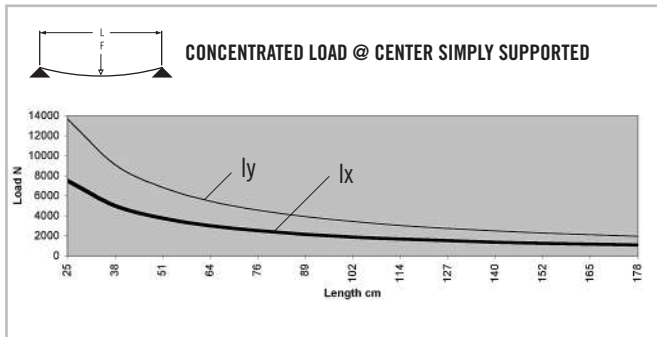
SPECIFICATIONS

Length	239" (6.07 m)
Weight	2.365 lbs/ft (3.520 kg/m)
Estimated Area	1.973 in ² (12.72585 cm ²)
Moment of Inertia	lx=0.644 in ⁴ (26.81 cm ⁴) ly=2.349 in ⁴ (97.77 cm ⁴)

MACHINE SERVICES

CTL	670505
Access Hole 9.8mm	670520
Access Hole 17mm	670521
Tap M12	670514

BEAM SELECTION BY LOAD AND LENGTH



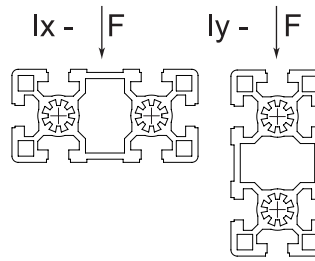
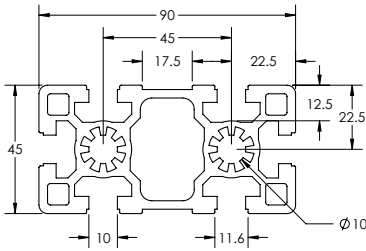
* Charts based on allowable loads related to yield strength with a margin of safety equal to five.

» For deflection equations see page 10

B-Series Extrusions

TS45-90HB

Clear Anodized - 670044



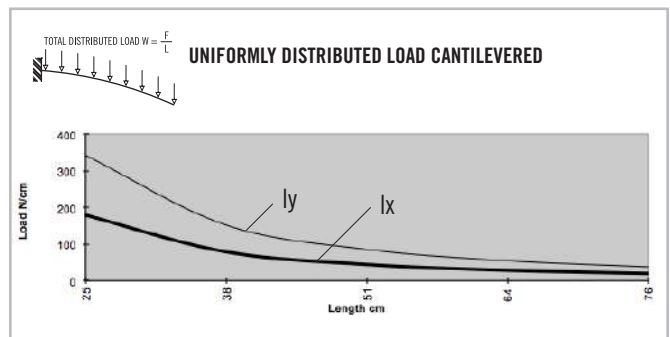
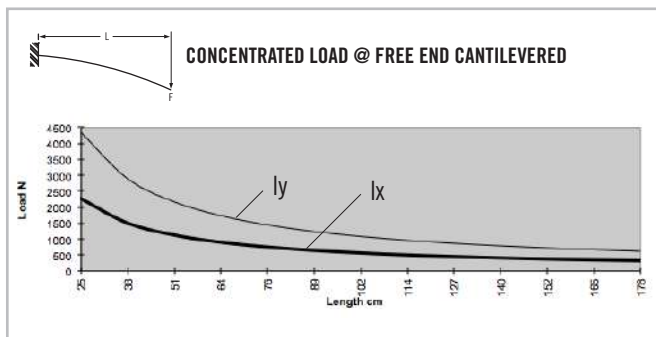
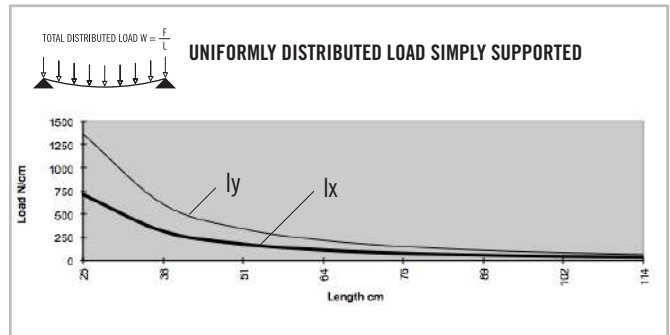
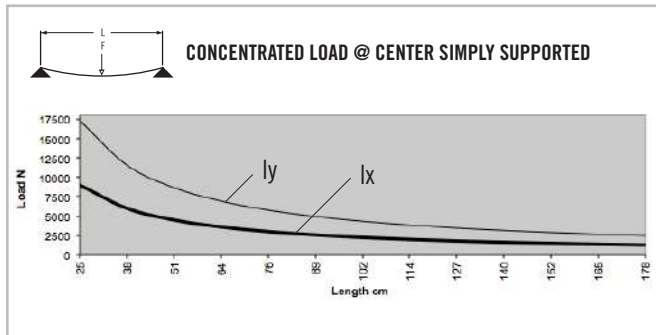
SPECIFICATIONS

Length	239" (6.07 m)
Weight	2.832 lbs/ft (4.216 kg/m)
Estimated Area	2.36 in ² (15.226 cm ²)
Moment of Inertia	lx=0.774 in ⁴ (32.21 cm ⁴)
	ly=2.978 in ⁴ (123.94 cm ⁴)

MACHINE SERVICES

CTL	670505
Access Hole 9.8mm	670520
Access Hole 17mm	670521
Tap M12	670514

BEAM SELECTION BY LOAD AND LENGTH

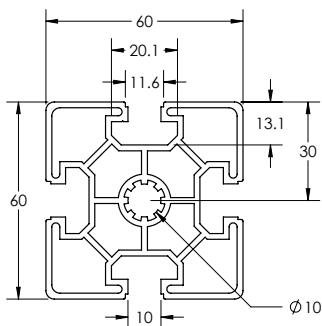


* Charts based on allowable loads related to yield strength with a margin of safety equal to five.

» For deflection equations see page 10

TS60-60LB 4 SLOT

Clear Anodized - 670051



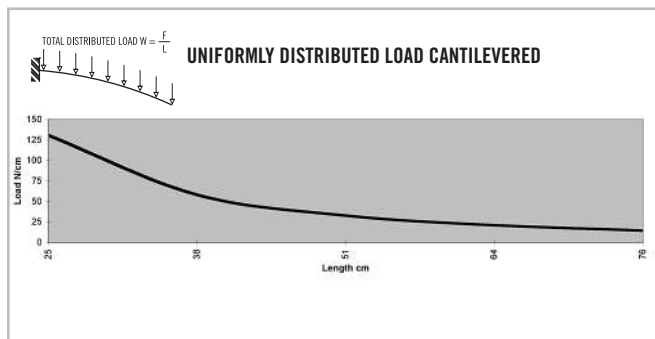
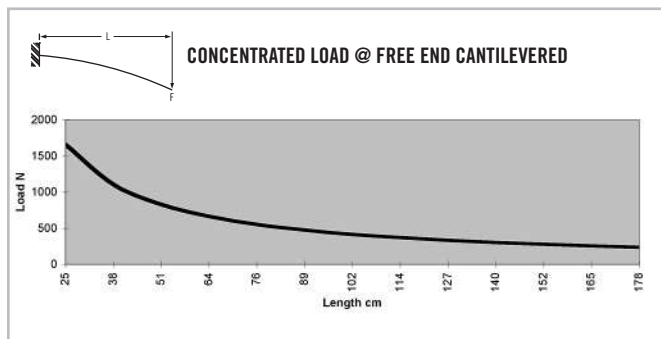
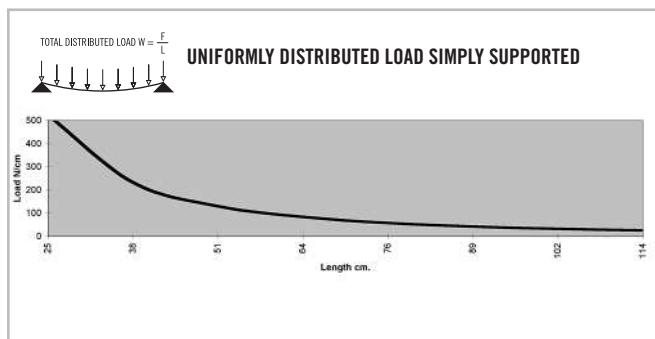
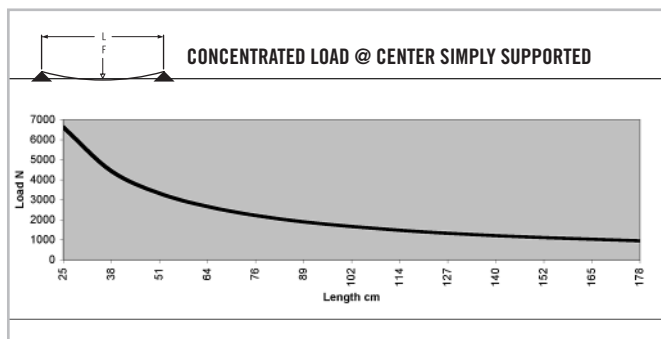
SPECIFICATIONS

Length	239" (6.07 m)
Weight	1.732 lbs/ft (2.578 kg/m)
Estimated Area	1.444 in ² (9.3138 cm ²)
Moment of Inertia	$I_x=0.76 \text{ in}^4$ (31.63 cm ⁴) $I_y=0.76 \text{ in}^4$ (31.63 cm ⁴)

MACHINE SERVICES

CTL	670506
Access Hole 9.8mm	670520
Access Hole 17mm	670521
Tap M12	670513

BEAM SELECTION BY LOAD AND LENGTH



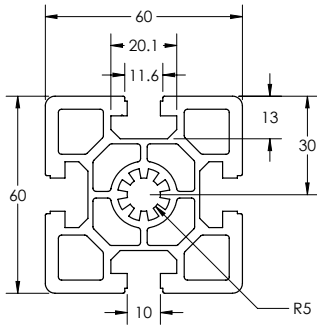
* Charts based on allowable loads related to yield strength with a margin of safety equal to five.

» For deflection equations see page 10

B-Series Extrusions

TS60-60HB 4 SLOT

Clear Anodized - 670052



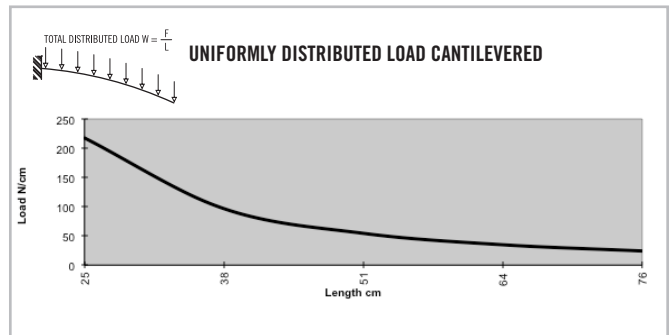
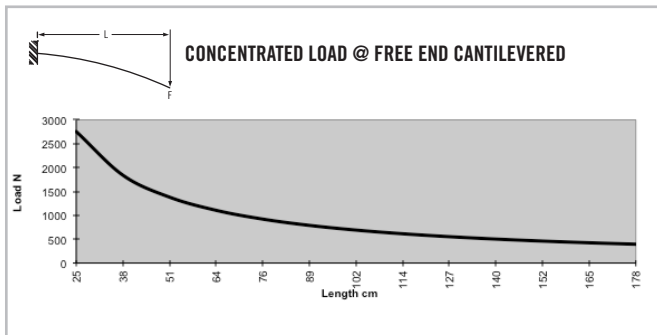
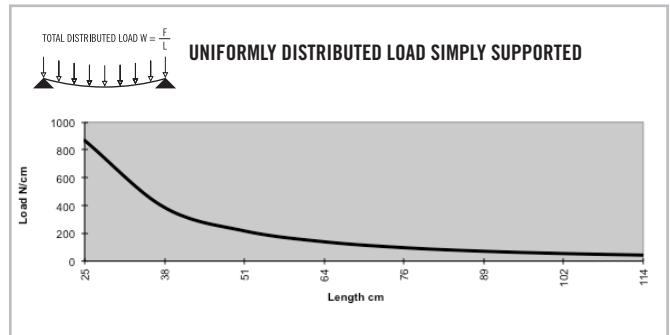
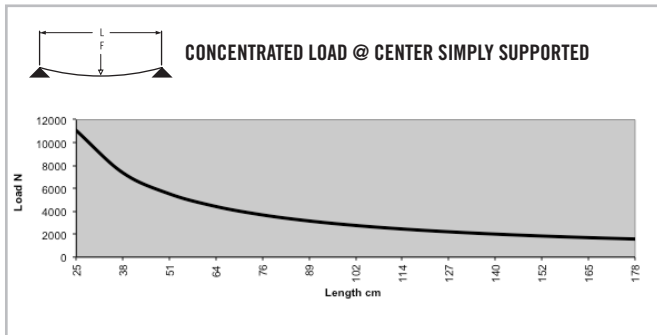
SPECIFICATIONS

Length	239" (6.07 m)
Weight	2.671 lbs/ft (3.975 kg/m)
Estimated Area	2.226 in ² (14.361 cm ²)
Moment of Inertia	I _x =1.264 in ⁴ (52.612 cm ⁴)
	I _y =1.264 in ⁴ (52.612 cm ⁴)

MACHINE SERVICES

CTL	670506
Access Hole 9.8mm	670520
Access Hole 17mm	670521
Tap M12	670513

BEAM SELECTION BY LOAD AND LENGTH




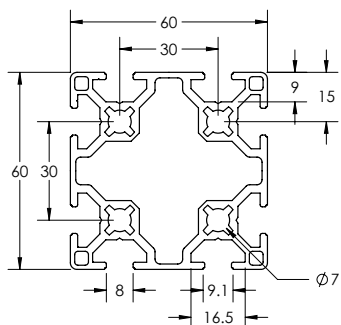
* Charts based on allowable loads related to yield strength with a margin of safety equal to five.

» For deflection equations see page 10

TS60-60B 8 SLOT

Clear Anodized - 670018

Black Anodized - 670118



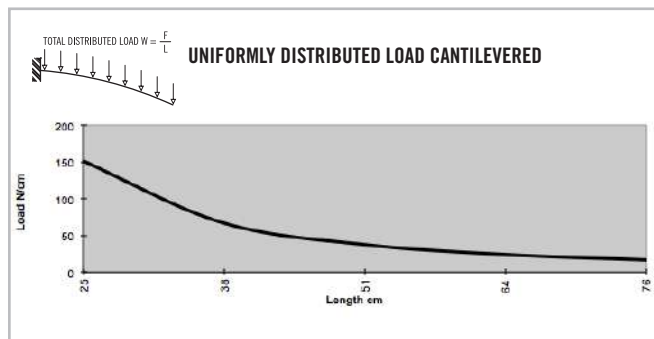
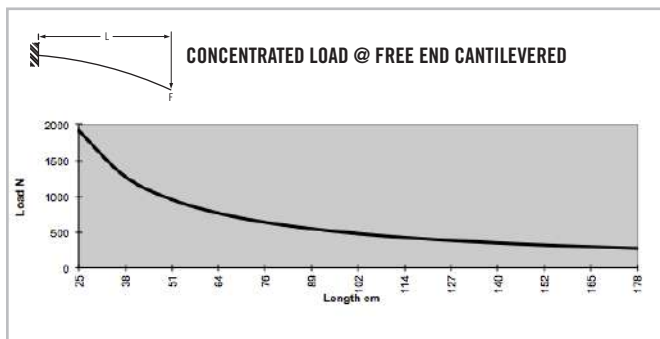
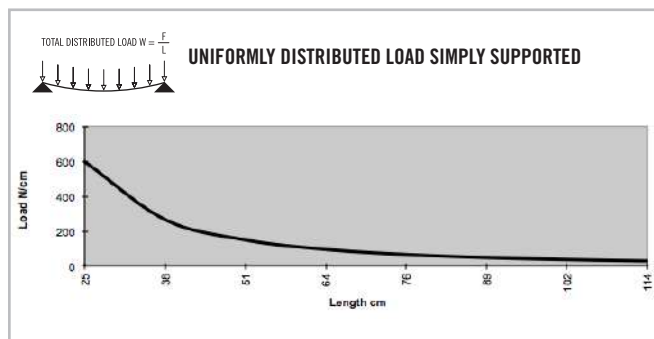
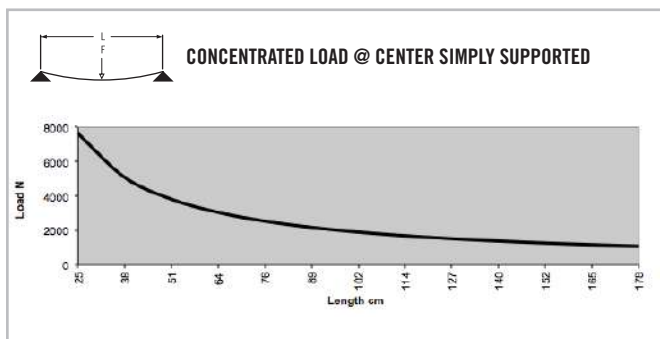
SPECIFICATIONS

Length	239" (6.07 m)
Weight	1.711 lbs/ft (2.546 kg/m)
Estimated Area	1.426 in ² (14.361 cm ²)
Moment of Inertia	$I_x=0.873 \text{ in}^4 (36.337 \text{ cm}^4)$
	$I_y=0.873 \text{ in}^4 (36.337 \text{ cm}^4)$

MACHINE SERVICES

CTL	670506
Access Hole 9.8mm	670520
Access Hole 17mm	670521
Tap M8	660032

BEAM SELECTION BY LOAD AND LENGTH



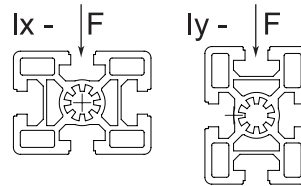
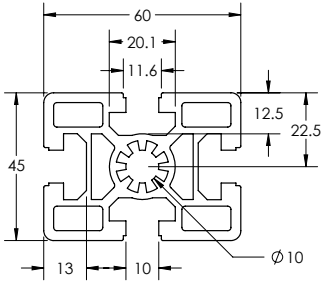
* Charts based on allowable loads related to yield strength with a margin of safety equal to five.

» For deflection equations see page 10

B-Series Extrusions

TS45-60HB

Clear Anodized - 670050



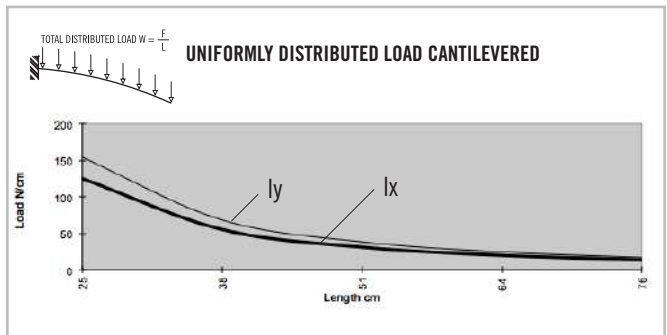
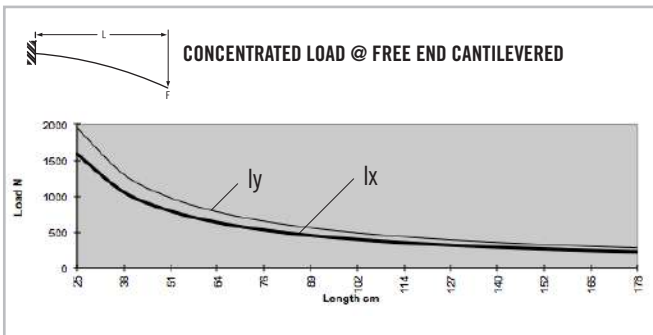
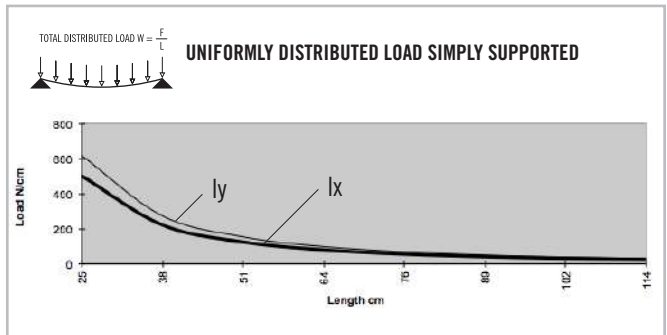
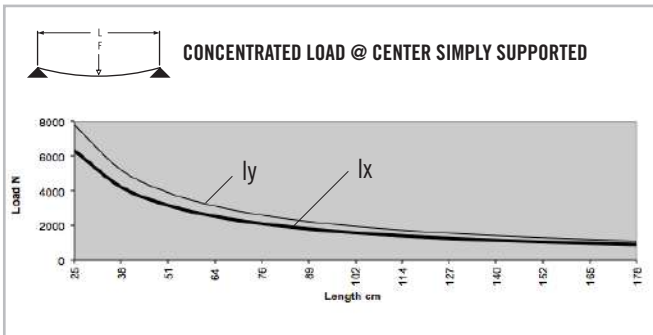
SPECIFICATIONS

Length	239" (6.07 m)
Weight	2.039 lbs/ft (3.034 kg/m)
Estimated Area	1.699 in ² (10.961 cm ²)
Moment of Inertia	I _x =0.544 in ⁴ (22.643 cm ⁴)
	I _y =0.894 in ⁴ (37.211 cm ⁴)

MACHINE SERVICES

CTL	670505
Access Hole 9.8mm	670520
Access Hole 17mm	670521
Tap M12	670513

BEAM SELECTION BY LOAD AND LENGTH



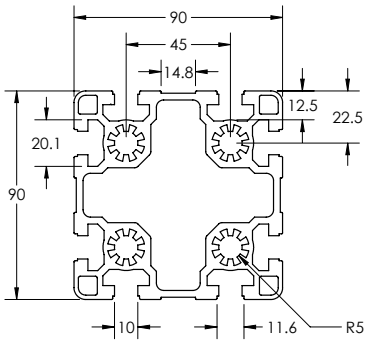
* Charts based on allowable loads related to yield strength with a margin of safety equal to five.

» For deflection equations see page 10

B-Series Extrusions

TS90-90LB

Clear Anodized - **670057**
 Black Anodized - **670157**



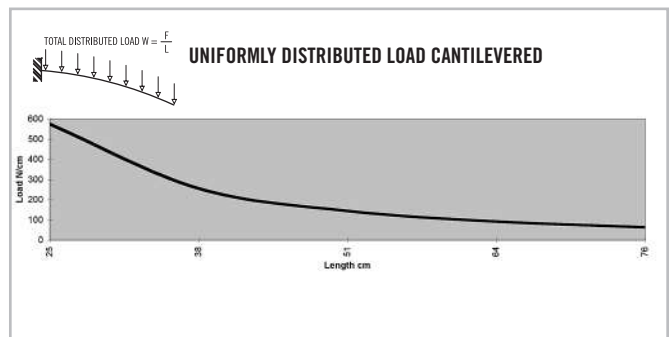
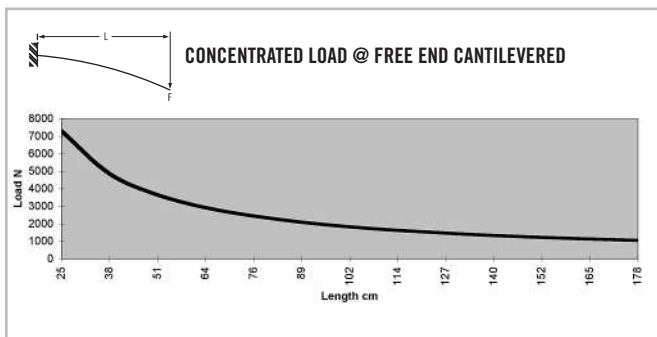
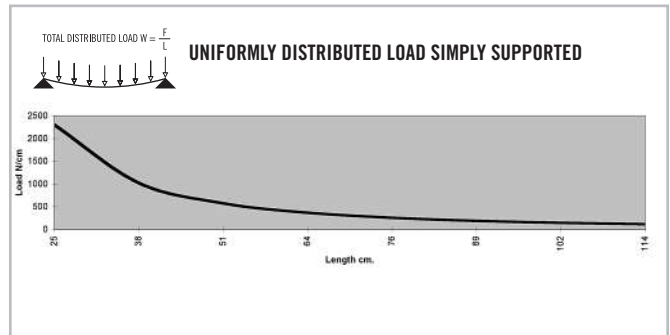
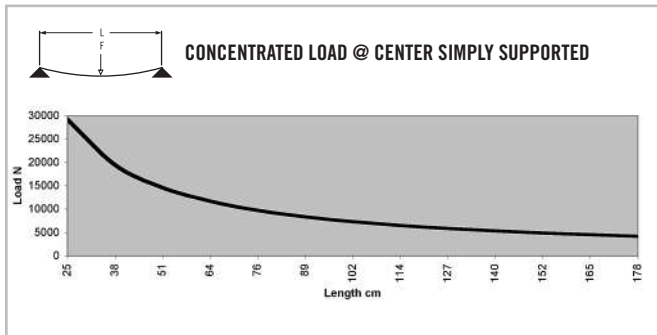
SPECIFICATIONS

Length	239" (6.07 m)
Weight	4.530 lbs/ft (6.741 kg/m)
Estimated Area	3.567 in ² (23.00715 cm ²)
Moment of Inertia	I _x =5.016 in ⁴ (208.78 cm ⁴) I _y =5.016 in ⁴ (208.78 cm ⁴)

MACHINE SERVICES

CTL	670508
Access Hole 9.8mm	670520
Access Hole 17mm	670521
Tap M12	670515

BEAM SELECTION BY LOAD AND LENGTH

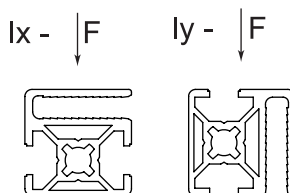

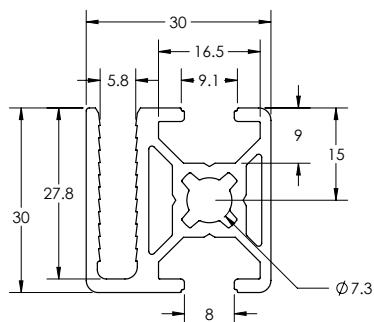


* Charts based on allowable loads related to yield strength with a margin of safety equal to five.

» For deflection equations see page 10

TS30-30FG 30B

Clear Anodized - 670070



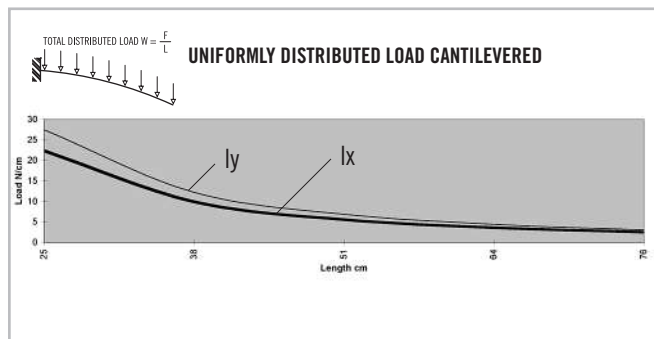
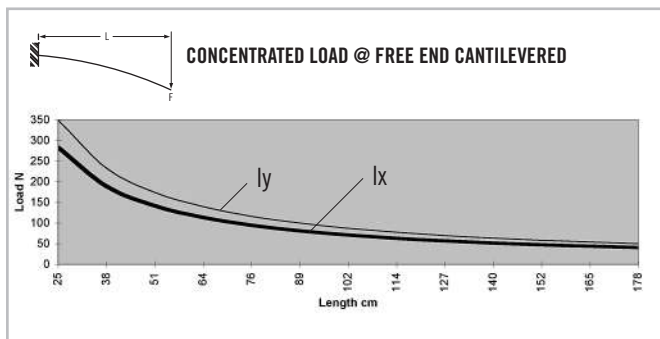
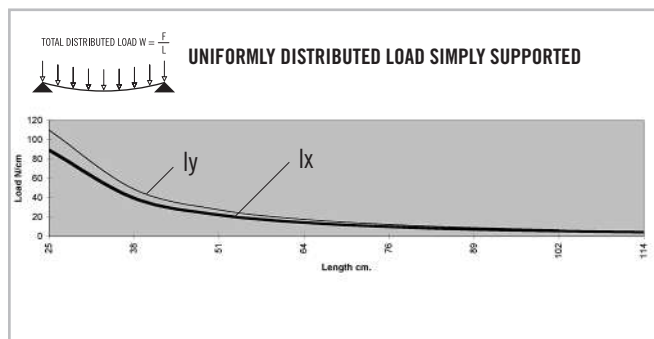
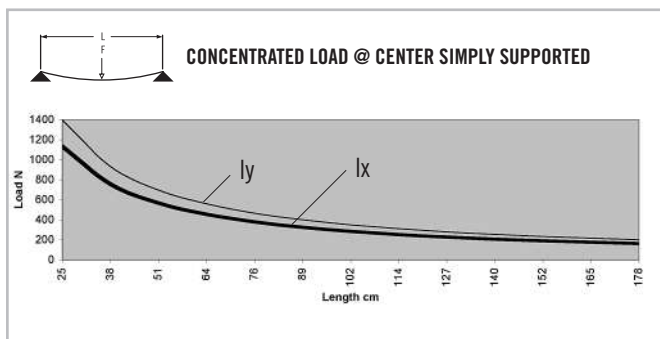
SPECIFICATIONS

Length	239" (6.07 m)
Weight	0.648 lbs/ft (0.964 kg/m)
Estimated Area	0.54 in ² (3.483 cm ²)
Moment of Inertia	I _x =0.065 in ⁴ (2.71 cm ⁴) I _y =0.08 in ⁴ (3.33 cm ⁴)

MACHINE SERVICES

CTL	670502
Access Hole 7.9mm	670518
Access Hole 11mm	670519
Tap M8	670511

BEAM SELECTION BY LOAD AND LENGTH



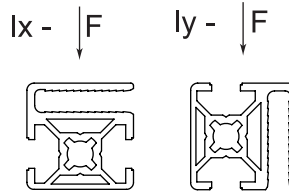

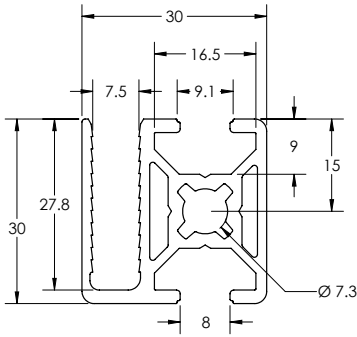
* Charts based on allowable loads related to yield strength with a margin of safety equal to five.

» For deflection equations see page 10

B-Series Extrusions

TS30-30FG 40B

Clear Anodized - 670072



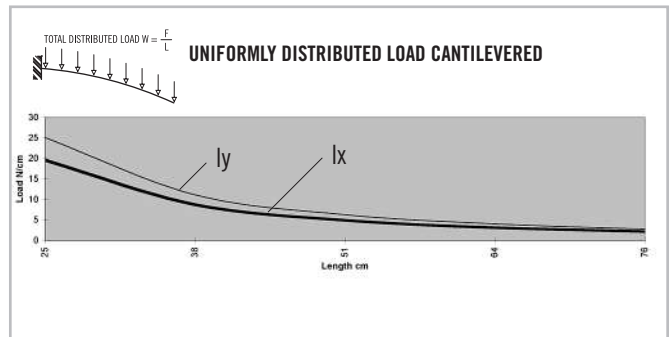
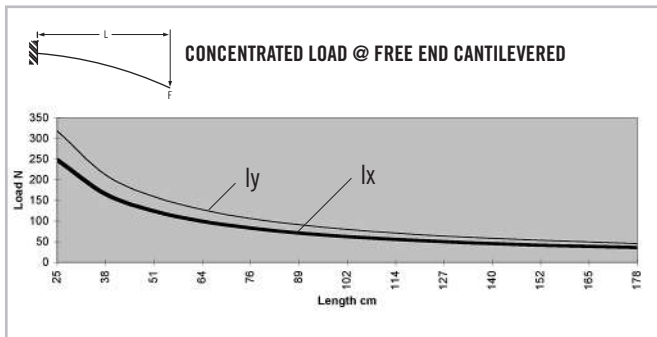
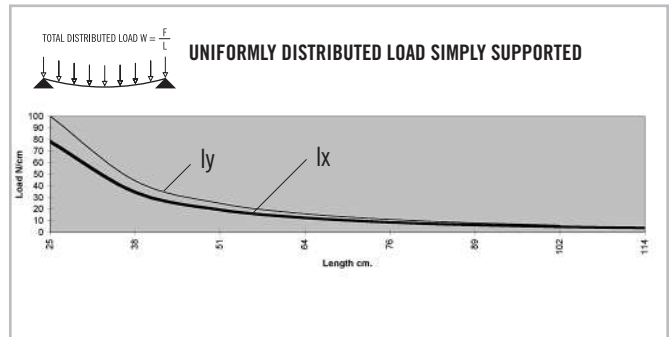
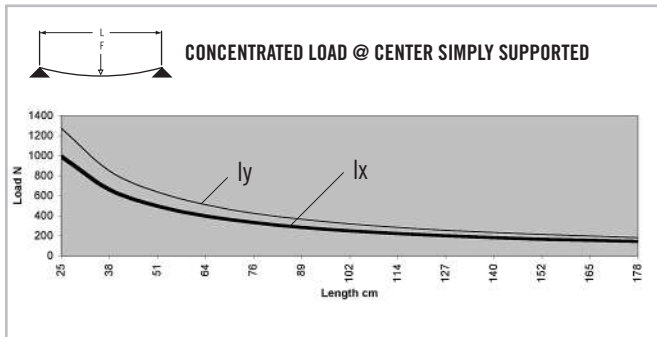
SPECIFICATIONS

Length	239" (6.07 m)
Weight	0.588 lbs/ft (0.875 kg/m)
Estimated Area	0.49 in ² (3.1605 cm ²)
Moment of Inertia	$I_x=0.057 \text{ in}^4 (2.37 \text{ cm}^4)$ $I_y=0.073 \text{ in}^4 (3.04 \text{ cm}^4)$

MACHINE SERVICES

CTL	670502
Access Hole 7.9mm	670518
Access Hole 11mm	670519
Tap M8	670511

BEAM SELECTION BY LOAD AND LENGTH

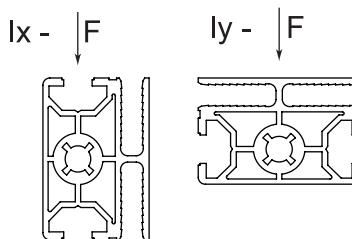
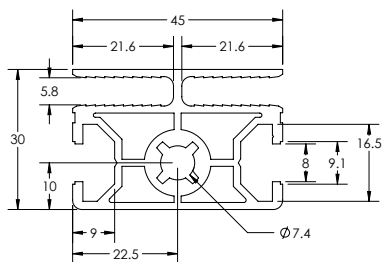


* Charts based on allowable loads related to yield strength with a margin of safety equal to five.

» For deflection equations see page 10

TS30-45FG30

Clear Anodized - 670071



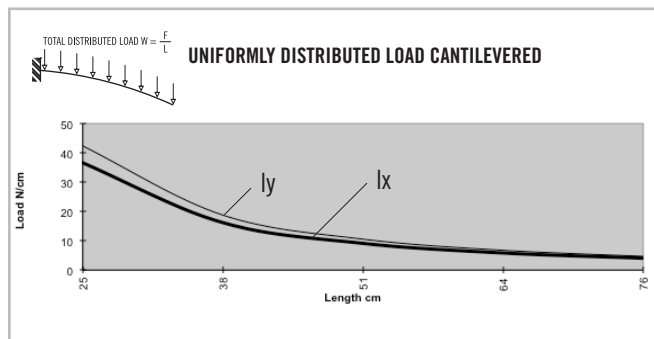
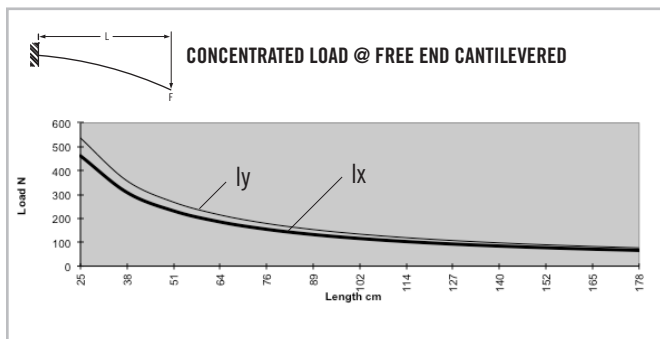
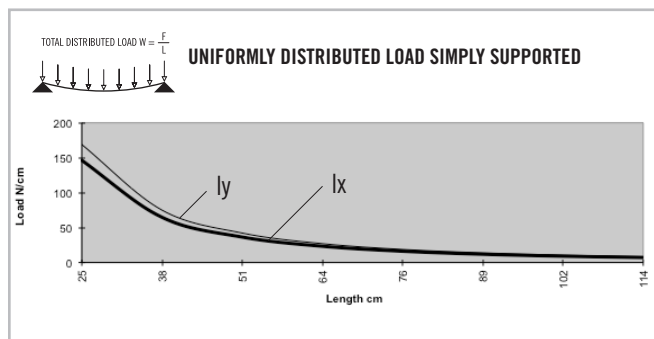
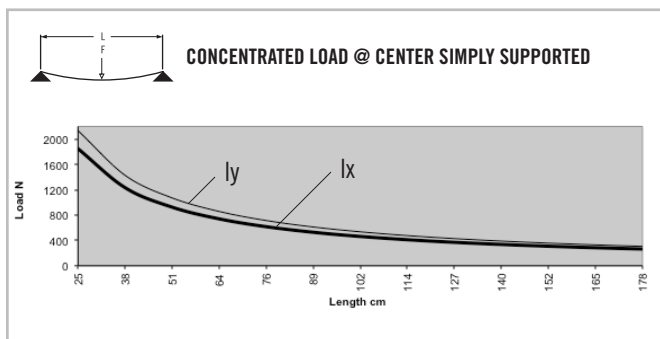
SPECIFICATIONS

Length	239" (6.07 m)
Weight	0.886 lbs/ft (1.289 kg/m)
Estimated Area	0.738 in ² (4.761 cm ²)
Moment of Inertia	lx=0.106 in ⁴ (4.412 cm ⁴)
	ly=0.184 in ⁴ (7.659 cm ⁴)

MACHINE SERVICES

CTL	670502
Access Hole 7.9mm	670518
Access Hole 11mm	670519
Tap M8	670511

BEAM SELECTION BY LOAD AND LENGTH



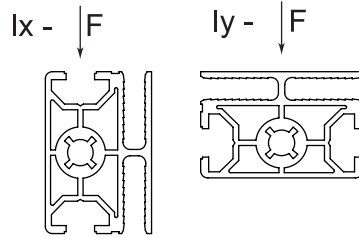
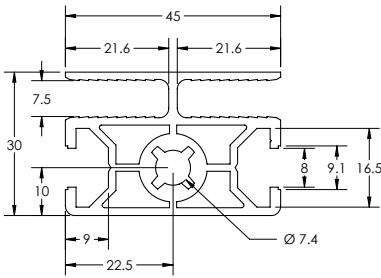
* Charts based on allowable loads related to yield strength with a margin of safety equal to five.

» For deflection equations see page 10

B-Series Extrusions

TS30-45FG40

Clear Anodized - 670074



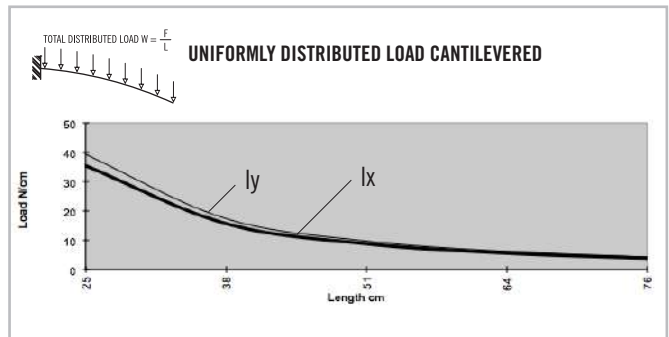
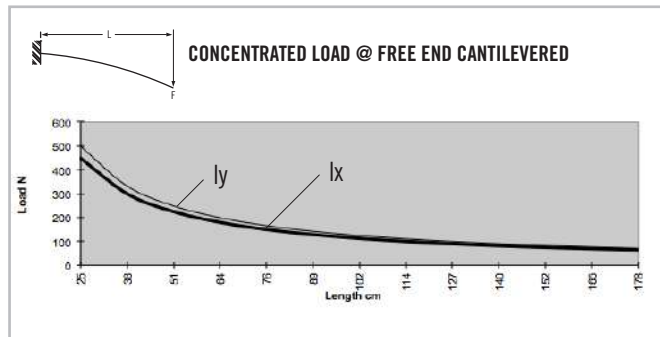
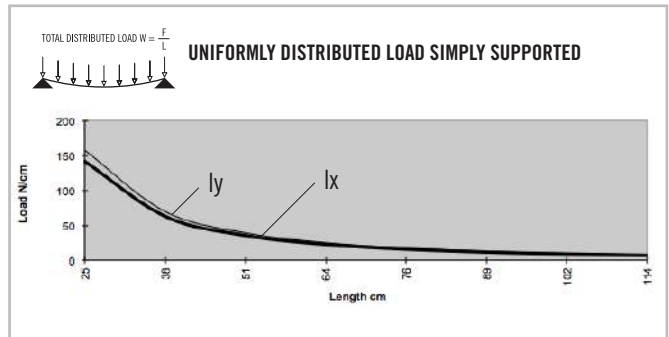
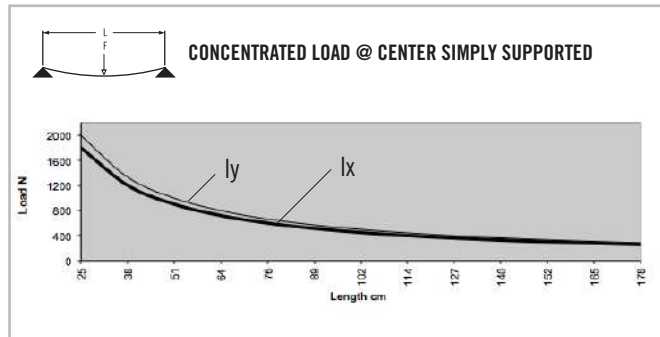
SPECIFICATIONS

Length	239" (6.07 m)
Weight	0.869 lbs/ft (1.293 kg/m)
Estimated Area	0.724 in ² (4.671 cm ²)
Moment of Inertia	$I_x=0.103 \text{ in}^4 (4.287 \text{ cm}^4)$
	$I_y=0.171 \text{ in}^4 (7.118 \text{ cm}^4)$

MACHINE SERVICES

CTL	670502
Access Hole 7.9mm	670518
Access Hole 11mm	670519
Tap M8	670511

BEAM SELECTION BY LOAD AND LENGTH

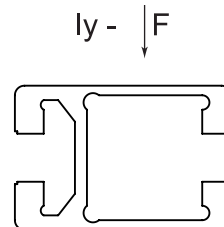
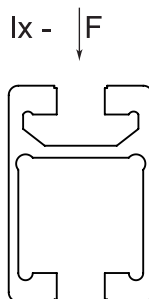
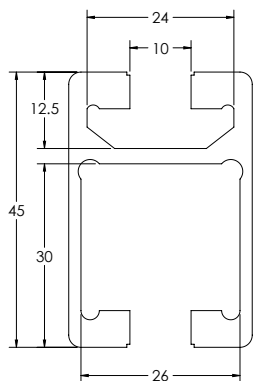


* Charts based on allowable loads related to yield strength with a margin of safety equal to five.

» For deflection equations see page 10

TS30-45 C CHANNEL

Clear Anodized - 670086



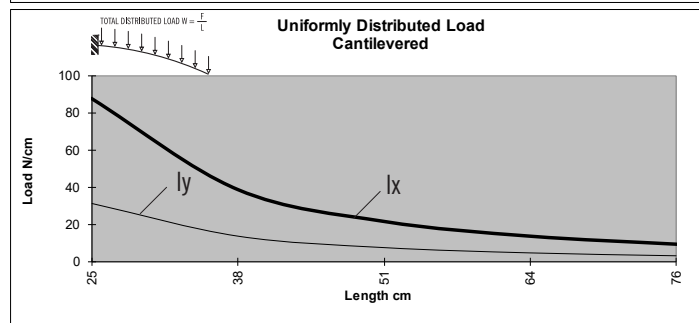
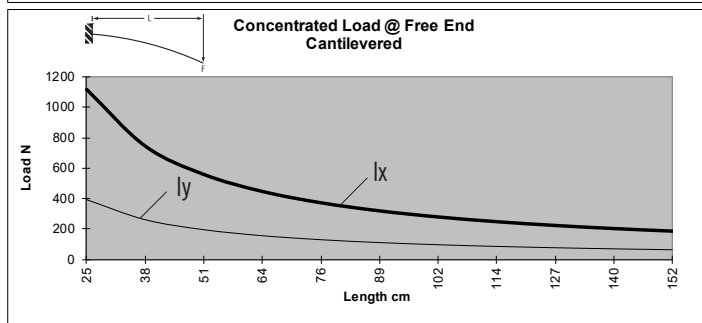
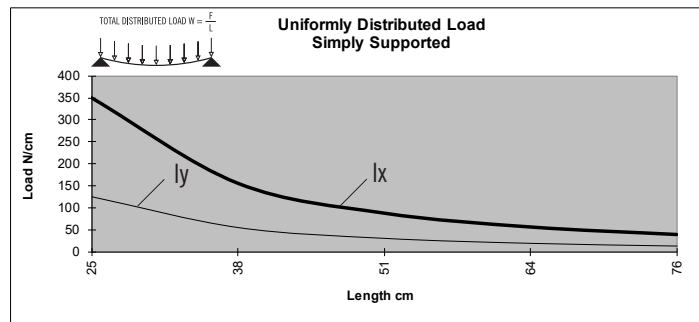
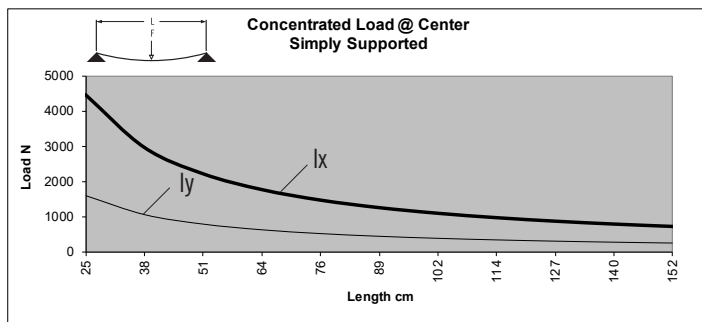
SPECIFICATIONS

Length	239" (6.07 m)
Weight	0.832 lbs/ft (1.238 kg/m)
Estimated Area	0.693 in ² (4.47 cm ²)
Moment of Inertia	0.255 I _x = in ⁴ (10.610 cm ⁴)
	0.136 I _y = in ⁴ (5.660 cm ⁴)

MACHINE SERVICES

CTL	670502
Access Hole 7.9mm	670518
Access Hole 11mm	670519

BEAM SELECTION BY LOAD AND LENGTH



* Charts based on allowable loads related to yield strength with a margin of safety equal to five.

» For deflection equations see page 10

CONTENT

03 TLOTS Brackets

Corner Gussets & Connector	272-273
Cover Caps for Gussets	274
3-Way Connector & Caps	275
Corner Connectors	276
Connection Plates & Strips	277-279
Tee Joining Plate	280
Corner Brackets	281-282

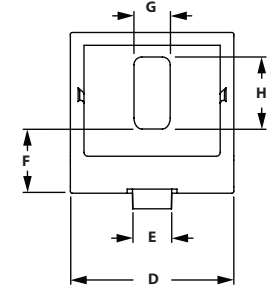
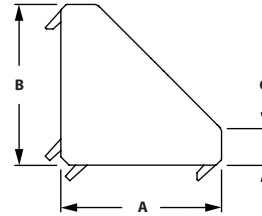
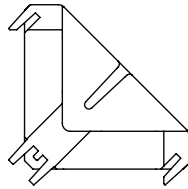
03 BRACKETS B-SERIES

B-Series Brackets

2 HOLE CORNER GUSSETS



◦ Die-cast aluminum



ITEM#	SERIES	EXTRUSION USE	A	B	C	D	E	F	G	H
671211	20	20 mm	18.00mm	18.00mm	3.00mm	18.00mm	6.00mm	7.00mm	5.20mm	7.00mm
671213	30	30 mm	27.00mm	27.00mm	6.00mm	28.00mm	8.00mm	12.50mm	6.40mm	9.50mm
671635*	30	30 mm	27.00mm	27.00mm	6.00mm	28.00mm	8.00mm	12.50mm	6.40mm	9.50mm
671745	40	40 mm	36.00mm	36.00mm	5.50mm	38.00mm	10.00mm	9.00mm	9.00mm	20.50mm
671217	45	45 mm	41.00mm	41.00mm	9.50mm	42.00mm	10.00mm	16.50mm	9.00mm	18.50mm
671218*	45	45 mm	41.00mm	41.00mm	9.50mm	42.00mm	10.00mm	16.50mm	9.00mm	18.50mm

* Item has fastening hardware included

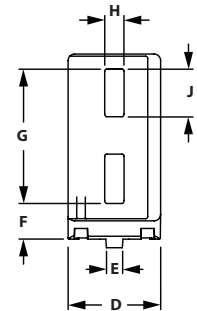
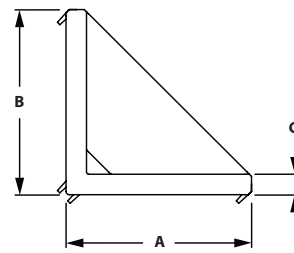
RECOMMENDED FASTENERS

ITEM#	SERIES	QTY	BOLT	TNUT
651701	20	2	M4 x 8mm SHCS	Hammer Nut
651702	30	2	M6 x 14mm SHCS	Self-Align Drop-In
651703	40	2	M8 x 20mm Hammer Head	Flange Nut
651704	45	2	M8 x 25mm Hammer Head	Flange Nut

4 HOLE CORNER GUSSET



◦ Die-cast aluminum




ITEM#	SERIES	EXTRUSION USE	A	B	C	D	E	F	G	H	J
671210	20	20 mm	38.00mm	38.00mm	3.00mm	18.00mm	6.00mm	7.00mm	26.50mm	5.2mm	9.00mm
671212	30	30 mm	57.00mm	57.00mm	5.50mm	28.00mm	8.00mm	12.00mm	39.00mm	6.40mm	11.00mm
671214	40	40 mm	76.00mm	76.00mm	8.50mm	38.00mm	10.00mm	12.00mm	56.00mm	9.00mm	20.00mm
671219	45	45 mm	86.00mm	86.00mm	9.50mm	43.00mm	10.00mm	16.50mm	62.50mm	9.00mm	22.00mm

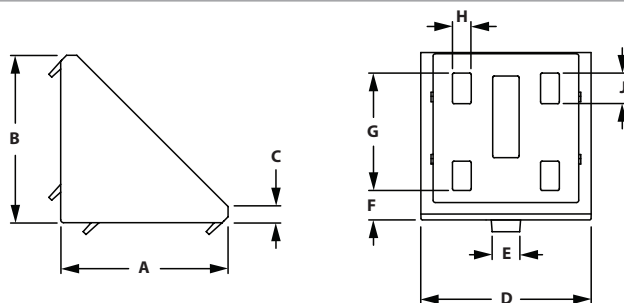
RECOMMENDED FASTENERS

ITEM#	SERIES	QTY	BOLT	TNUT
651701	20	4	M4 x 8mm SHCS	Hammer Nut
651702	30	4	M6 x 14mm SHCS	Self-Align Drop-In
651703	40	4	M8 x 25mm Hammer Head	Flange Nut
651705	45	4	M8 x 20mm Hammer Head	Self-Align Drop-In

8 HOLE CORNER GUSSET 60



- Die-cast aluminum
- Can't be used with 6060B 8 slot extrusion



ITEM#	SERIES	EXTRUSION USE	A	B	C	D	E	F	G	H	J
671220	45	60 mm	57.00mm	57.00mm	6.00mm	58.00mm	10.00mm	10.00mm	40.00mm	6.40mm	10.00mm

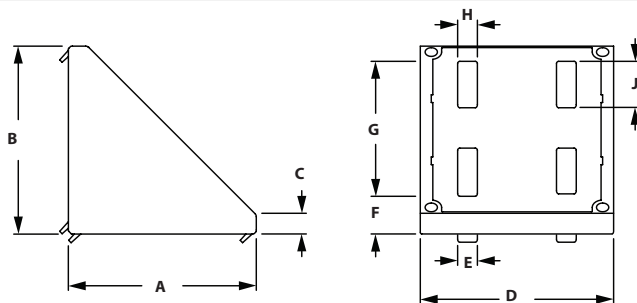
RECOMMENDED FASTENERS

ITEM#	SERIES	QTY	BOLT	TNUT
651704	45	8	M8 x 25mm Hammer Head	Flange Nut

8 HOLE CORNER GUSSET 90



- Die-cast aluminum



ITEM#	SERIES	EXTRUSION USE	A	B	C	D	E	F	G	H	J
671222	45	90 mm	86.00mm	86.00mm	10.00mm	88.00mm	10.00mm	17.00mm	61.50mm	9.00mm	21.00mm
671223*	45	90 mm	86.00mm	86.00mm	10.00mm	88.00mm	10.00mm	17.00mm	61.50mm	9.00mm	21.00mm

*Item 671223 has fastening hardware included

RECOMMENDED FASTENERS

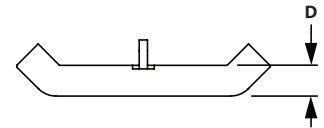
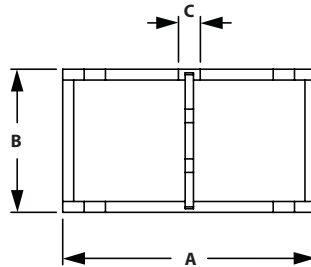
ITEM#	SERIES	QTY	BOLT	TNUT
651704	45	8	M8 x 25mm Hammer Head	Flange Nut

B-Series Brackets

COVER CAPS FOR ALU CONNECTION ANGLES



◦ Black Nylon PA

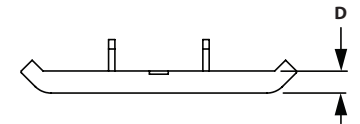
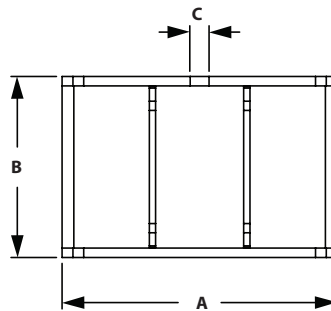


ITEM#	CAP FOR GUSSET	A	B	C	D
671224	671211	28.20mm	17.6mm	5.00mm	5.00mm
671225	671213	45.20mm	27.60mm	6.00mm	6.00mm
671227	671217 & 671218	64.00mm	39.50mm	6.00mm	4.00mm

COVER CAP FOR ALU CONNECTION ANGLE 60



◦ Black Nylon PA

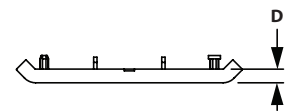
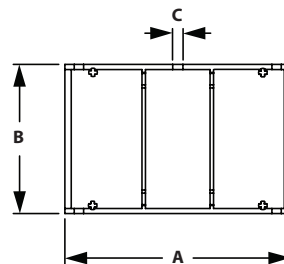


ITEM#	CAP FOR GUSSET	A	B	C	D
671228	671220	87.50mm	57.60mm	6.00mm	7.00mm

COVER CAP FOR ALU CONNECTION ANGLE 90



◦ Black Nylon PA

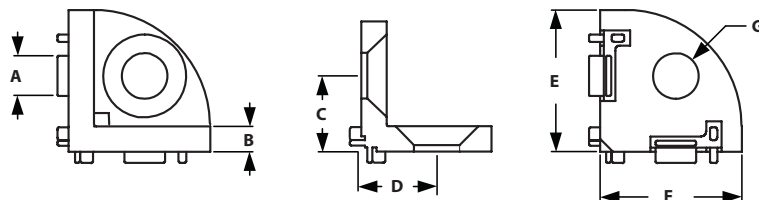


ITEM#	CAP FOR GUSSET	A	B	C	D
671229	671222 & 671223	133.00mm	87.60mm	6.00mm	7.00mm

3-WAY CONNECTION ANGLE



◦ Die-cast zinc



ITEM#	SERIES	A	B	C	D	E	F	G
671230	30	8.00mm	5.00mm	15.00mm	15.00mm	28.00mm	28.00mm	9.00mm

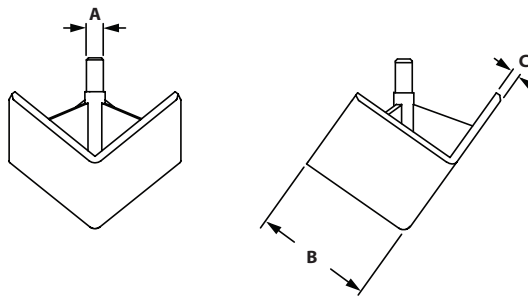
RECOMMENDED FASTENERS

ITEM#	QTY	DESCRIPTION
651518	3	M8 x 20mm FHSCS

COVER CAP FOR 3-WAY CONNECTION ANGLE



◦ Black Nylon PA

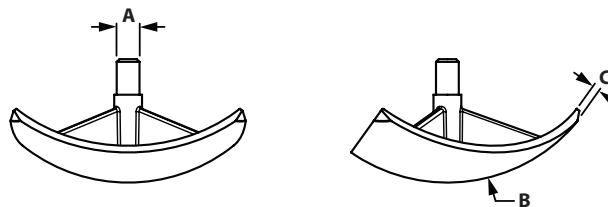


ITEM#	MATERIAL	A	B	C
671673	Black Nylon	2.30mm	20.00mm	1.00mm
671231	Black Nylon	4.20mm	30.00mm	2.00mm

COVER CAP FOR 3-WAY CONNECTION ANGLE ROUND



◦ Black Nylon PA



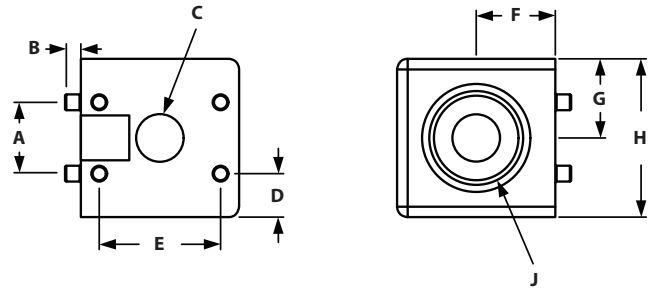
ITEM#	MATERIAL	A	B	C
671232	Black Nylon	4.20mm	R25	1.80mm

B-Series Brackets

2-WAY CORNER CONNECTOR



- Die-cast zinc
- Cover caps & Connecting hardware included



ITEM#	SERIES	A	B	C	D	E	F	G	H	J
671631	30	13.50mm	3.00mm	9.00mm	8.25mm	22.10mm	15.00mm	15.00mm	30.00mm	17.60mm
671632	45	16.00mm	4.00mm	13.00mm	14.50mm	28.50mm	22.50mm	22.50mm	45.00mm	23.70mm

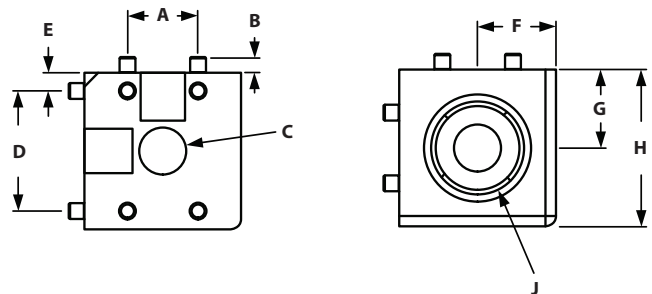
INCLUDED FASTENERS

SERIES	QTY	DESCRIPTION
30	2	S8 x 25mm FHSCS
45	2	S12 x 30mm Torx T50

3-WAY CORNER CONNECTOR



- Die-cast zinc
- Cover caps & Connecting hardware included



ITEM#	SERIES	A	B	C	D	E	F	G	H	J
671633	30	13.50mm	3.00mm	9.00mm	8.25mm	22.10mm	15.00mm	15.00mm	30.00mm	17.60mm
671634	45	16.00mm	4.00mm	13.00mm	14.50mm	28.50mm	22.50mm	22.50mm	45.00mm	23.70mm

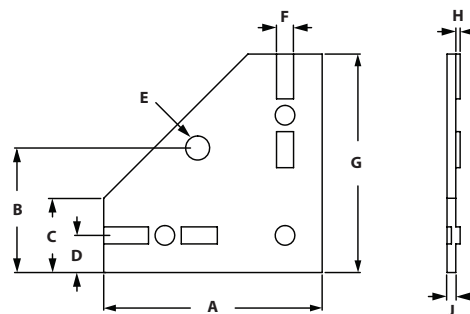
INCLUDED FASTENERS

SERIES	QTY	DESCRIPTION
30	3	S8 x 25mm FHSCS
45	3	S12 x 30mm Torx T50

4 HOLE JOINING PLATE



◦ Material: Steel



ITEM#	SERIES	A	B	C	D	E	F	G	H	J
671206	30	100.00mm	57.00mm	34.00mm	17.00mm	11.00mm	8.00mm	100.00mm	2.00mm	4.00mm
671207	45	100.00mm	57.00mm	34.00mm	17.00mm	11.00mm	10.00mm	100.00mm	2.00mm	4.00mm

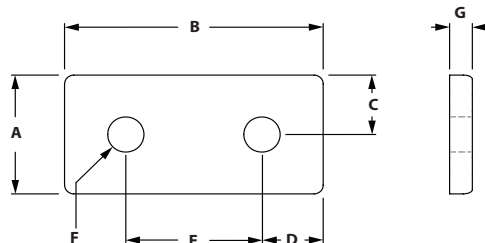
RECOMMENDED FASTENERS

ITEM#	SERIES	QTY	BOLT	TNUT
651706	30	3	M6 x 12mm BHSCS	Hammer Nut
651707	45	3	M8 x 16mm BHSCS	Hammer Nut

2 HOLE JOINING STRIP



◦ Anodized aluminum



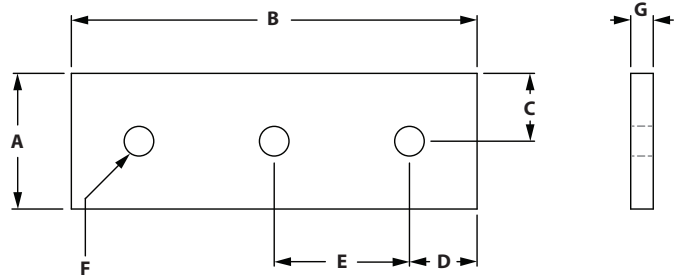
ITEM#	SERIES	EXTRUSION USE	A	B	C	D	E	F	G
671690	30	30 mm	27.00mm	57.00mm	13.50mm	13.50mm	30.00mm	7.00mm	5.00mm
671691	45	45 mm	41.00mm	86.00mm	20.50mm	20.50mm	45.00mm	9.00mm	6.00mm

RECOMMENDED FASTENERS

ITEM#	SERIES	QTY	BOLT	TNUT
651706	30	2	M6 x 12mm BHSCS	Hammer Nut
651708	45	2	M8 x 18mm BHSCS	Hammer Nut

B-Series Brackets

3 HOLE JOINING STRIP

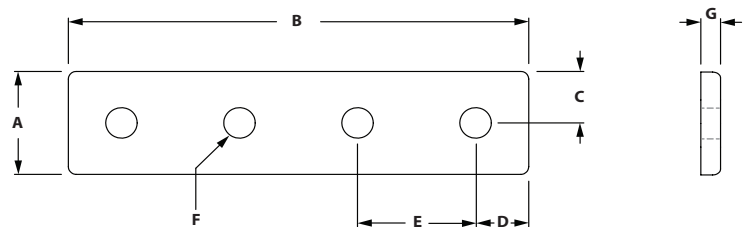


ITEM#	SERIES	EXTRUSION USE	A	B	C	D	E	F	G
699778	45	45 mm	38.10mm	129.00mm	19.05mm	19.50mm	45.00mm	8.33mm	6.35mm

RECOMMENDED FASTENERS

ITEM#	SERIES	QTY	BOLT	TNUT
651708	45	3	M8 x 18mm BHSCS	Hammer Nut

4 HOLE JOINING STRIP

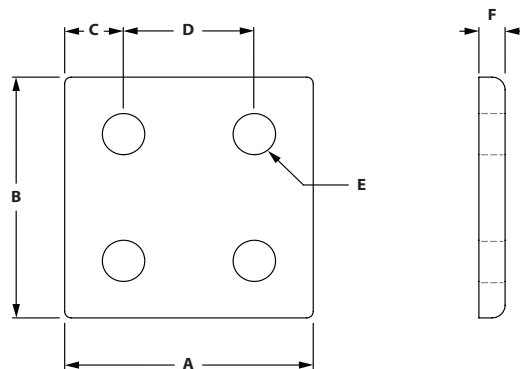


ITEM#	SERIES	EXTRUSION USE	A	B	C	D	E	F	G
671688	30	30 mm	27.00mm	117.00mm	13.50mm	13.50mm	30.00mm	7.00mm	5.00mm
671689	45	45 mm	41.00mm	176.00mm	20.50mm	20.50mm	45.00mm	9.00mm	6.00mm

RECOMMENDED FASTENERS

ITEM#	SERIES	QTY	BOLT	TNUT
651706	30	4	M6 x 12mm BHSCS	Hammer Nut
651708	45	4	M8 x 18mm BHSCS	Hammer Nut

4 HOLE JOINING PLATE

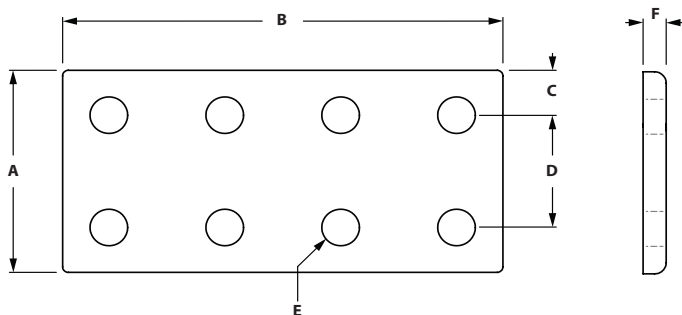


ITEM#	SERIES	EXTRUSION USE	A	B	C	D	E	F
671692	30	30 mm	57.00mm	57.00mm	13.50mm	30.00mm	7.00mm	5.00mm
671693	45	45 mm	86.00mm	86.00mm	20.50mm	45.00mm	9.00mm	6.00mm

RECOMMENDED FASTENERS

ITEM#	SERIES	QTY	BOLT	TNUT
651706	30	4	M6 x 12mm BHSCS	Hammer Nut
651708	45	4	M8 x 18mm BHSCS	Hammer Nut

8 HOLE JOINING PLATE



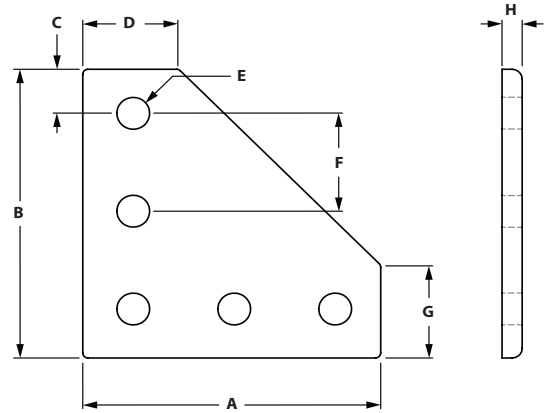
ITEM#	SERIES	EXTRUSION USE	A	B	C	D	E	F
671694	30	30 mm	57.00mm	117.00mm	13.50mm	30.00mm	7.00mm	5.00mm
671695	45	45 mm	86.00mm	176.00mm	20.50mm	45.00mm	9.00mm	6.00mm

RECOMMENDED FASTENERS

ITEM#	SERIES	QTY	BOLT	TNUT
651706	30	8	M6 x 12mm BHSCS	Hammer Nut
651708	45	8	M8 x 18mm BHSCS	Hammer Nut

B-Series Brackets

5 HOLE 90° JOINING PLATE

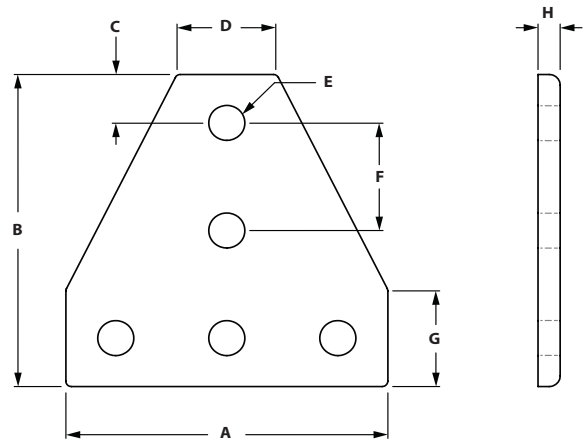


ITEM#	SERIES	EXTRUSION USE	A	B	C	D	E	F	G	H
671696	30	30 mm	88.50mm	88.50mm	14.25mm	27.00mm	7.00mm	30.00mm	27.00mm	5.00mm
671697	45	45 mm	133.00mm	133.00mm	21.50mm	41.00mm	9.00mm	45.00mm	41.00mm	6.00mm

RECOMMENDED FASTENERS

ITEM#	SERIES	QTY	BOLT	TNUT
651706	30	5	M6 x 12mm BHSCS	Hammer Nut
651708	45	5	M8 x 18mm BHSCS	Hammer Nut

5 HOLE TEE JOINING PLATE

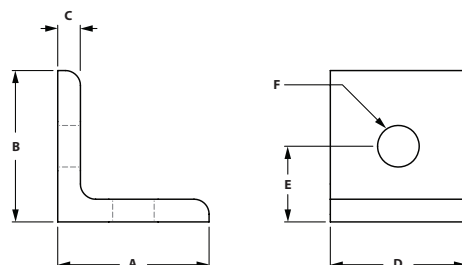


ITEM#	SERIES	EXTRUSION USE	A	B	C	D	E	F	G	H
671700	30	30 mm	87.00mm	87.00mm	13.50mm	27.00mm	7.00mm	30.00mm	27.00mm	5.00mm
671701	45	45 mm	131.00mm	131.00mm	20.50mm	41.00mm	9.00mm	45.00mm	41.00mm	6.00mm

RECOMMENDED FASTENERS

ITEM#	SERIES	QTY	BOLT	TNUT
651706	30	5	M6 x 12mm BHSCS	Hammer Nut
651708	45	5	M8 x 18mm BHSCS	Hammer Nut

2 HOLE CORNER BRACKET

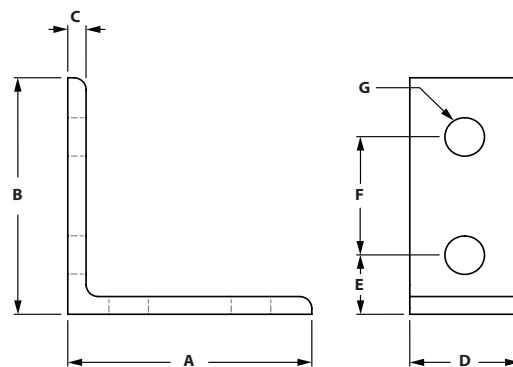


ITEM#	SERIES	EXTRUSION USE	A	B	C	D	E	F
671706	30	30 mm	30.00mm	30.00mm	5.00mm	30.00mm	15.00mm	7.00mm
671707	45	45 mm	45.00mm	45.00mm	6.00mm	41.00mm	22.50mm	9.00mm

RECOMMENDED FASTENERS

ITEM#	SERIES	QTY	BOLT	TNUT
651706	30	2	M6 x 12mm BHSCS	Hammer Nut
651708	45	2	M8 x 18mm BHSCS	Hammer Nut

4 HOLE VERTICAL CORNER BRACKET



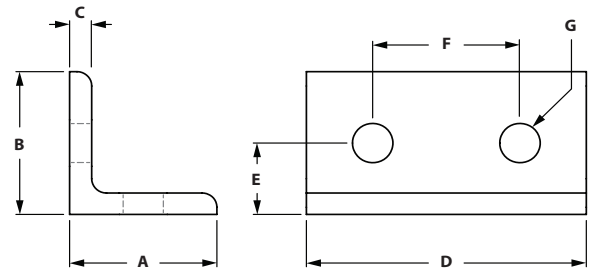
ITEM#	SERIES	EXTRUSION USE	A	B	C	D	E	F	G
671708	30	30 mm	60.00mm	60.00mm	5.00mm	27.00mm	15.00mm	30.00mm	7.00mm
671709	45	45 mm	90.00mm	90.00mm	6.00mm	41.00mm	22.50mm	45.00mm	9.00mm

RECOMMENDED FASTENERS

ITEM#	SERIES	QTY	BOLT	TNUT
651706	30	4	M6 x 12mm BHSCS	Hammer Nut
651708	45	4	M8 x 18mm BHSCS	Hammer Nut

B-Series Brackets

4 HOLE HORIZONTAL CORNER BRACKET

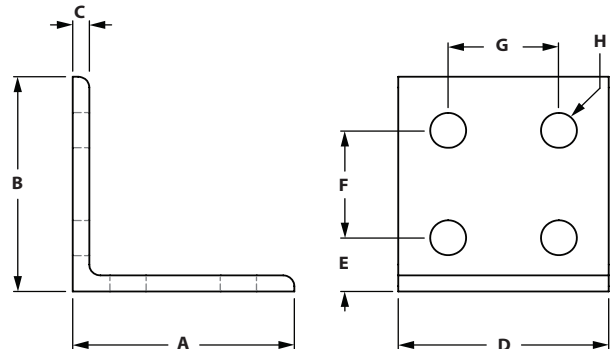


ITEM#	SERIES	EXTRUSION USE	A	B	C	D	E	F	G
671710	30	30 mm	30.00mm	30.00mm	5.00mm	57.00mm	15.00mm	30.00mm	7.00mm
671711	45	45 mm	45.00mm	45.00mm	6.00mm	86.00mm	22.50mm	45.00mm	9.00mm

RECOMMENDED FASTENERS

ITEM#	SERIES	QTY	BOLT	TNUT
651706	30	4	M6 x 12mm BHSCS	Hammer Nut
651708	45	4	M8 x 18mm BHSCS	Hammer Nut

8 HOLE VERTICAL CORNER BRACKET



ITEM#	SERIES	EXTRUSION USE	A	B	C	D	E	F	G	H
671712	30	30 mm	60.00mm	60.00mm	5.00mm	57.00mm	15.00mm	30.00mm	30.00mm	7.00mm
671713	45	45 mm	90.00mm	90.00mm	6.00mm	86.00mm	22.50mm	45.00mm	45.00mm	9.00mm

RECOMMENDED FASTENERS

ITEM#	SERIES	QTY	BOLT	TNUT
651706	30	8	M6 x 12mm BHSCS	Hammer Nut
651708	45	8	M8 x 18mm BHSCS	Hammer Nut

CONTENT

04 Fasteners

Roll In T-nuts	286-287
Standard T-nuts	287
Hammer T-Nuts	288
Screws	289-293
Washers, Hex & Flange Nuts	294
Bolt, Central & Milling Connectors	295-297

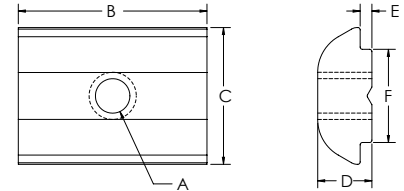
04 FASTENERS B-SERIES

B-Series Fasteners

ROLL IN TNUT



- Self-aligning T-nut
- Reduces assembly time
- Easy to drop in slot

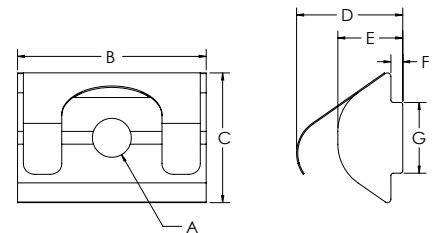


ITEM#	FINISH	SERIES	A	B	C	D	E	F
671068	Zinc Plated Steel	30	M4	16mm	11.6mm	4.6mm	1mm	7.9mm
671069	Zinc Plated Steel	30	M5	16mm	11.6mm	4.6mm	1mm	7.9mm
671070	Zinc Plated Steel	30	M6	16mm	11.6mm	4.6mm	1mm	7.9mm
671071	Zinc Plated Steel	30	M8	16mm	11.6mm	4.6mm	1mm	7.9mm
671064	Zinc Plated Steel	45	M4	19mm	14mm	5.2mm	1.5mm	9.9mm
671065	Zinc Plated Steel	45	M5	19mm	14mm	5.2mm	1.5mm	9.9mm
671066	Zinc Plated Steel	45	M6	19mm	14mm	5.2mm	1.5mm	9.9mm
671067	Zinc Plated Steel	45	M8	19mm	14mm	5.2mm	1.5mm	9.9mm
671317	Zinc Plated Steel	45	10-32	19mm	14mm	5.2mm	1.5mm	9.9mm
671315	Zinc Plated Steel	45	1/4-20	19mm	14mm	5.2mm	1.5mm	9.9mm

ROLL IN TNUT WITH SPRING LEAF



- Self-aligning T-nut
- Reduces assembly time
- Easy to drop in slot
- Spring leaf holds T-nut in vertical

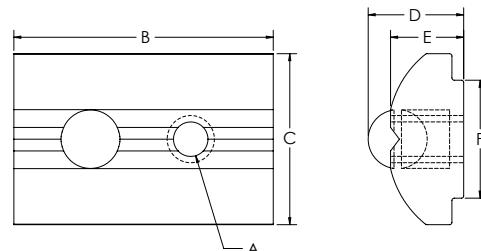


ITEM#	FINISH	SERIES	A	B	C	D	E	F	G
671324	Zinc Plated Steel	30	M4	16mm	11.6mm	9.8mm	4.6mm	1mm	7.9mm
671325	Zinc Plated Steel	30	M5	16mm	11.6mm	9.8mm	4.6mm	1mm	7.9mm
671326	Zinc Plated Steel	30	M6	16mm	11.6mm	9.8mm	4.6mm	1mm	7.9mm
671327	Zinc Plated Steel	30	M8	16mm	11.6mm	9.8mm	4.6mm	1mm	7.9mm

ROLL IN TNUT WITH BALL BEARING



- Self-aligning T-nut
- Reduces assembly time
- Easy to drop in slot
- Ball bearing holds T-nut in vertical

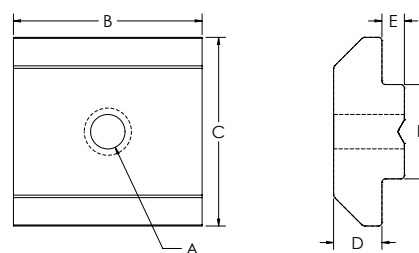


ITEM#	FINISH	SERIES	A	B	C	D	E	F
671060	Zinc Plated Steel	45	M4	22mm	14.5mm	7.1mm	6.2mm	10mm
671061	Zinc Plated Steel	45	M5	22mm	14.5mm	7.1mm	6.2mm	10mm
671062	Zinc Plated Steel	45	M6	22mm	14.5mm	7.1mm	6.2mm	10mm
671063	Zinc Plated Steel	45	M8	22mm	14.5mm	7.1mm	6.2mm	10mm
671307	Stainless Steel	45	M4	22mm	14.5mm	7.1mm	6.2mm	10mm
671308	Stainless Steel	45	M5	22mm	14.5mm	7.1mm	6.2mm	10mm
671309	Stainless Steel	45	M6	22mm	14.5mm	7.1mm	6.2mm	10mm
671310	Stainless Steel	45	M8	22mm	14.5mm	7.1mm	6.2mm	10mm

STANDARD TNUT



- Self-aligning T-nut
- Extrusion end loading



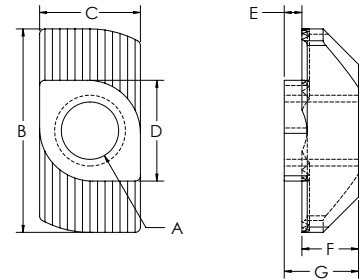
ITEM#	FINISH	SERIES	A	B	C	D	E	F
671052	Zinc Plated Steel	30	M4	16mm	16mm	6mm	1.9mm	8mm
671053	Zinc Plated Steel	30	M5	16mm	16mm	6mm	1.9mm	8mm
671054	Zinc Plated Steel	30	M6	16mm	16mm	6mm	1.9mm	8mm
671055	Zinc Plated Steel	30	M8	16mm	16mm	6mm	1.9mm	8mm
671056	Zinc Plated Steel	45	M4	20mm	19.5mm	10.6mm	5.1mm	9.8mm
671057	Zinc Plated Steel	45	M5	20mm	19.5mm	10.6mm	5.1mm	9.8mm
671058	Zinc Plated Steel	45	M6	20mm	19.5mm	10.6mm	5.1mm	9.8mm
671059	Zinc Plated Steel	45	M8	20mm	19.5mm	10.6mm	5.1mm	9.8mm

B-Series Fasteners

HAMMER TNUTS



- Loads from end or from side
- Ridges that penetrate anodic coat
- Strong connection



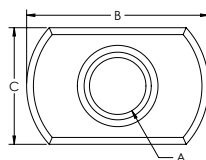
ITEM#	FINISH	SERIES	A	B	C	D	E	F	G
671332	Zinc Plated Steel	20	M4	11.5mm	5.7mm	5.7mm	1mm	3.2mm	4.2mm
671761	Zinc Plated Steel	20	10-32	11.5mm	5.7mm	5.7mm	1mm	3.2mm	4.2mm
671337	Zinc Plated Steel	30	M4	16mm	7.7mm	7.7mm	1.5mm	4.5mm	6mm
671338	Zinc Plated Steel	30	M5	16mm	7.7mm	7.7mm <td>1.5mm</td> <td>4.5mm</td> <td>6mm</td>	1.5mm	4.5mm	6mm
671339	Zinc Plated Steel	30	M6	16mm	7.7mm	7.7mm	1.5mm	4.5mm	6mm
671336	Zinc Plated Steel	30	10-32	16mm	7.7mm	7.7mm	1.5mm	4.5mm	6mm
671334	Zinc Plated Steel	30	1/4-20	16mm	7.7mm	7.7mm	1.5mm	4.5mm	6mm
671340	Stainless Steel	30	M6	16mm	7.7mm	7.7mm	1.5mm	4.5mm	6mm
671335	Stainless Steel	30	1/4-20	16mm	7.7mm	7.7mm	1.5mm	4.5mm	6mm
671344	Zinc Plated Steel	45	M4	19mm	9.7mm	9.7mm	3mm	5.8mm	8.8mm
671347	Zinc Plated Steel	45	M5	19mm	9.7mm	9.7mm	3mm	5.8mm	8.8mm
671348	Zinc Plated Steel	45	M6	19mm	9.7mm	9.7mm	3mm	5.8mm	8.8mm
671350	Zinc Plated Steel	45	M8	19mm	9.7mm	9.7mm	3mm	5.8mm	8.8mm
671343	Zinc Plated Steel	45	10-32	19mm	9.7mm	9.7mm	3mm	5.8mm	8.8mm
671341	Zinc Plated Steel	45	1/4-20	19mm	9.7mm	9.7mm	3mm	5.8mm	8.8mm
671345	Steel	45	5/16-18	19mm	9.7mm	9.7mm	3mm	5.8mm	8.8mm
671349	Stainless Steel	45	M6	19mm	9.7mm	9.7mm	3mm	5.8mm	8.8mm
671351	Stainless Steel	45	M8	19mm	9.7mm	9.7mm	3mm	5.8mm	8.8mm
671342	Stainless Steel	45	1/4-20	19mm	9.7mm	9.7mm	3mm	5.8mm	8.8mm
671346	Stainless Steel	45	5/16-18	19mm	9.7mm	9.7mm	3mm	5.8mm	8.8mm

ECONOMY T-NUTS

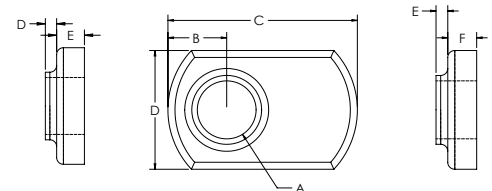


- Economical
- Extrusion end loading

CENTER THREAD



OFFSET THREAD



CENTER THREAD

ITEM#	FINISH	SERIES	A	B	C	D	E
682888	Bright Zinc	20	M5 x .8	16.00mm	9.60mm	0.80mm	2.40mm
651445	Black Zinc	45	M8 x 1.25	38.00mm	16.00mm	2.00mm	3.60mm

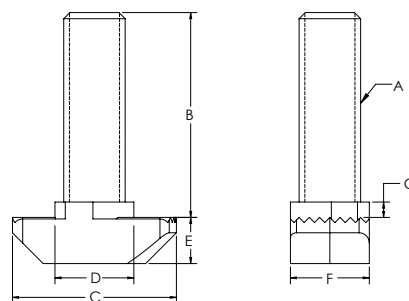
OFFSET THREAD

ITEM#	FINISH	SERIES	A	B	C	D	E	F
651366	Bright Zinc	30	M6 x 1.0	6.35mm	20.57mm	12.95mm	1.27mm	3.05mm
651367	Bright Zinc	30	M8 x 1.25	7.11mm	25.40mm	16.25mm	2.03mm	3.55mm

HAMMER HEAD SCREW



- Loads from end or from side
- Ridges that penetrate anodic coat to make strong connection



ITEM#	FINISH	SERIES	A	B	C	D	E	F	G
671352	Zinc Plated Steel	30	M6	20mm	16mm	7.7mm	4.5mm	7.7mm	3mm
671354	Zinc Plated Steel	30	M6	25mm	16mm	7.7mm	4.5mm	7.7mm	3mm
671356	Zinc Plated Steel	30	M6	30mm	16mm	7.7mm	4.5mm	7.7mm	3mm
671358	Zinc Plated Steel	30	M6	40mm	16mm	7.7mm	4.5mm	7.7mm	3mm
671360	Zinc Plated Steel	30	M6	60mm	16mm	7.7mm	4.5mm	7.7mm	3mm
671362	Zinc Plated Steel	45	M6	20mm	19mm	9.7mm	5.8mm	9.7mm	3mm
671364	Zinc Plated Steel	45	M6	25mm	19mm	9.7mm	5.8mm	9.7mm	3mm
671366	Zinc Plated Steel	45	M6	30mm	19mm	9.7mm	5.8mm	9.7mm	3mm
671368	Zinc Plated Steel	45	M6	40mm	19mm	9.7mm	5.8mm	9.7mm	3mm
671370	Zinc Plated Steel	45	M6	60mm	19mm	9.7mm	5.8mm	9.7mm	3mm
671372	Zinc Plated Steel	45	M8	20mm	19mm	9.7mm	5.7mm	9.7mm	3mm
671374	Zinc Plated Steel	45	M8	25mm	19mm	9.7mm	5.7mm	9.7mm	3mm
671376	Zinc Plated Steel	45	M8	30mm	19mm	9.7mm	5.7mm	9.7mm	3mm
671378	Zinc Plated Steel	45	M8	40mm	19mm	9.7mm	5.7mm	9.7mm	3mm
671380	Zinc Plated Steel	45	M8	60mm	19mm	9.7mm	5.7mm	9.7mm	3mm
671363	Stainless Steel	45	M6	20mm	19mm	9.7mm	5.8mm	9.7mm	3mm
671365	Stainless Steel	45	M6	25mm	19mm	9.7mm	5.8mm	9.7mm	3mm
671367	Stainless Steel	45	M6	30mm	19mm	9.7mm	5.8mm	9.7mm	3mm
671369	Stainless Steel	45	M6	40mm	19mm	9.7mm	5.8mm	9.7mm	3mm
671371	Stainless Steel	45	M6	60mm	19mm	9.7mm	5.8mm	9.7mm	3mm
671373	Stainless Steel	45	M8	20mm	19mm	9.7mm	5.7mm	9.7mm	3mm
671375	Stainless Steel	45	M8	25mm	19mm	9.7mm	5.7mm	9.7mm	3mm
671377	Stainless Steel	45	M8	30mm	19mm	9.7mm	5.7mm	9.7mm	3mm
671379	Stainless Steel	45	M8	40mm	19mm	9.7mm	5.7mm	9.7mm	3mm
671381	Stainless Steel	45	M8	60mm	19mm	9.7mm	5.7mm	9.7mm	3mm

HAMMER SCREW COMBINATION PARTS

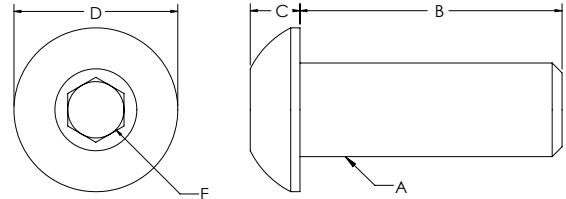
ITEM#	SERIES	BOLT ITEM	FINISH	THREAD	LENGTH	TNUT ITEM	TNUT TYPE	FINISH
651703	45	671372	Zinc Plated Steel	M8	20mm	671610	Flange Nut	Bright Zinc
651704	45	671374	Zinc Plated Steel	M8	25mm	671610	Flange Nut	Bright Zinc
651766	45	671376	Zinc Plated Steel	M8	30mm	671610	Flange Nut	Bright Zinc

B-Series Fasteners

BUTTON HEAD SOCKET CAP SCREW



- Grade 8 or stronger
- Alloy steel
- ANSI B18.3 rating



ITEM#	FINISH	A	B	C	D	E
651615	Black Phosphate	M5	8mm	2.75mm	9.50mm	3.44mm
651625	Bright Zinc	M5	8mm	2.75mm	9.50mm	3.44mm
699939	Black Phosphate	M5	10mm	2.75mm	9.50mm	3.44mm
699936	Black Phosphate	M6	10mm	3.15mm	10.35mm	4.58mm
681430	Stainless Steel	M6	10mm	3.15mm	10.35mm	4.58mm
651333	Black Phosphate	M6	12mm	3.15mm	10.35mm	4.58mm
683512	Stainless Steel	M6	12mm	3.15mm	10.35mm	4.58mm
651570	Black Phosphate	M6	14mm	3.15mm	10.35mm	4.58mm
683210	Stainless Steel	M6	14mm	3.15mm	10.35mm	4.58mm
651335	Black Phosphate	M6	16mm	3.15mm	10.35mm	4.58mm
659232	Stainless Steel	M6	16mm	3.15mm	10.35mm	4.58mm
651579	Black Phosphate	M6	18mm	3.15mm	10.35mm	4.58mm
683044	Stainless Steel	M6	18mm	3.15mm	10.35mm	4.58mm
651340	Black Phosphate	M6	20mm	3.15mm	10.35mm	4.58mm
651661	Bright Zinc	M6	20mm	3.15mm	10.35mm	4.58mm
683163	Stainless Steel	M6	20mm	3.15mm	10.35mm	4.58mm
651341	Black Phosphate	M6	25mm	3.15mm	10.35mm	4.58mm
651343	Black Phosphate	M8	12mm	4.25mm	13.75mm	5.72mm
651580	Black Phosphate	M8	14mm	4.25mm	13.75mm	5.72mm
651345	Black Phosphate	M8	16mm	4.25mm	13.75mm	5.72mm
681883	Stainless Steel	M8	16mm	4.25mm	13.75mm	5.72mm
651581	Black Phosphate	M8	18mm	4.25mm	13.75mm	5.72mm
683164	Stainless Steel	M8	18mm	4.25mm	13.75mm	5.72mm
651347	Black Phosphate	M8	20mm	4.25mm	13.75mm	5.72mm
659929	Stainless Steel	M8	20mm	4.25mm	13.375mm	5.72mm
651351	Black Phosphate	M8	25mm	4.25mm	13.75mm	5.72mm

BUTTON HEAD SOCKET CAP SCREW COMBINATION PARTS

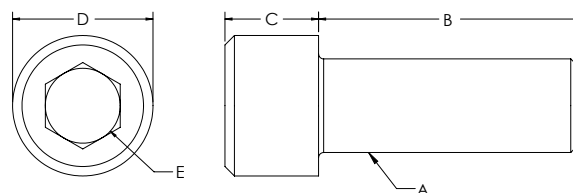
ITEM#	SERIES	BOLT ITEM	FINISH	THREAD	LENGTH	TNUT ITEM	TNUT TYPE	FINISH	WASHER ITEM
651750	30	699938	Black Phosphate	M5	14mm	671338	Hammer Nut	Bright Zinc	--
651783	30	699938	Black Phosphate	M5	14mm	671325	Drop-In	Bright Zinc	--
651706	30	651333	Black Phosphate	M6	12mm	671339	Hammer Nut	Bright Zinc	--
651757	30	651343	Black Phosphate	M6	12mm	671055	Self-Aligning	Bright Zinc	--
651803	30	683512	Stainless Steel	M6	12mm	671340	Hammer Nut	Bright Zinc	--
651747	30	651335	Black Phosphate	M6	16mm	671339	Hammer Nut	Bright Zinc	--
651749	30	651340	Black Phosphate	M6	20mm	671339	Hammer Nut	Bright Zinc	--
651751	45	699937	Black Phosphate	M5	16mm	671347	Hammer Nut	Bright Zinc	--

651784	45	699133	Black Phosphate	M5	18mm	671347	Hammer Nut	Bright Zinc	--
651753	45	651335	Black Phosphate	M6	16mm	671348	Hammer Nut	Bright Zinc	--
651707	45	651345	Black Phosphate	M6	16mm	671350	Hammer Nut	Bright Zinc	--
651748	45	651579	Black Phosphate	M6	18mm	671348	Hammer Nut	Bright Zinc	--
651804	45	681883	Stainless Steel	M8	16mm	671351	Hammer Nut	Bright Zinc	--
651708	45	651581	Black Phosphate	M8	18mm	671350	Hammer Nut	Bright Zinc	--
651805	45	683164	Stainless Steel	M8	18mm	671351	Hammer Nut	Bright Zinc	--

SOCKET HEAD CAP SCREW



- Grade 8 or stronger
- Alloy steel
- ANSI B18.3 rating



ITEM#	FINISH	A	B	C	D	E
699933	Black Phosphate	M5	16mm	4.91mm	8.33mm	4.58mm
699932	Black Phosphate	M6	10mm	5.85mm	10.00mm	5.72mm
651332	Black Phosphate	M6	12mm	5.85mm	10.00mm	5.72mm
651546	Black Phosphate	M6	14mm	5.85mm	10.00mm	5.72mm
658467	Stainless Steel	M6	14mm	5.85mm	10.00mm	5.72mm
651334	Black Phosphate	M6	16mm	5.85mm	10.00mm	5.72mm
680015	Stainless Steel	M6	16mm	5.85mm	10.00mm	5.72mm
651573	Black Phosphate	M6	18mm	5.85mm	10.00mm	5.72mm
683159	Stainless Steel	M6	18mm	5.85mm	10.00mm	5.72mm
651337	Black Phosphate	M6	20mm	5.85mm	10.00mm	5.72mm
683162	Stainless Steel	M6	20mm	5.85mm	10.00mm	5.72mm
651338	Black Phosphate	M6	25mm	5.85mm	10.00mm	5.72mm
658592	Black Phosphate	M6	35mm	5.85mm	10.00mm	5.72mm
651342	Black Phosphate	M8	12mm	7.82mm	13.10mm	6.86mm
651575	Black Phosphate	M8	14mm	7.82mm	13.10mm	6.86mm
651344	Black Phosphate	M8	16mm	7.82mm	13.10mm	6.86mm
683160	Stainless Steel	M8	16mm	7.82mm	13.10mm	6.86mm
651577	Black Phosphate	M8	18mm	7.82mm	13.10mm	6.86mm
683161	Stainless Steel	M8	18mm	7.82mm	13.10mm	6.86mm
651346	Black Phosphate	M8	20mm	7.82mm	13.10mm	6.86mm
681379	Stainless Steel	M8	20mm	7.82mm	13.10mm	6.86mm
651350	Black Phosphate	M8	25mm	7.82mm	13.10mm	6.86mm
651616	Black Phosphate	M8	30mm	7.82mm	13.10mm	6.86mm
651354	Bright Zinc	M8	30mm	7.82mm	13.10mm	6.86mm
682660	Black Phosphate	M8	35mm	7.82mm	13.10mm	6.86mm
651542	Black Phosphate	M8	40mm	7.82mm	13.10mm	6.86mm
651562	Black Phosphate	M8	45mm	7.82mm	13.10mm	6.86mm
651553	Black Phosphate	M8	50mm	7.82mm	13.10mm	6.86mm

B-Series Fasteners

651563	Black Phosphate	M8	60mm	7.82mm	13.10mm	6.86mm
651564	Black Phosphate	M8	80mm	7.82mm	13.10mm	6.86mm
651552	Black Phosphate	M8	90mm	7.82mm	13.10mm	6.00mm
651541	Black Phosphate	M10	40mm	9.82mm	13.10mm	8.10mm

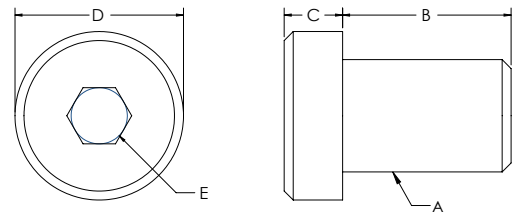
SOCKET HEAD SOCKET CAP SCREW COMBINATION PARTS

ITEM#	SERIES	BOLT ITEM	FINISH	THREAD	LENGTH	TNUT ITEM	TNUT TYPE	FINISH	WASHER ITEM
651701	20	680748	Black Phosphate	M4	8mm	671332	Hammer Nut	Bright Zinc	--
651754	30	680748	Black Phosphate	M4	8mm	671337	Hammer Nut	Bright Zinc	--
651761	30	699932	Black Phosphate	M6	10mm	671339	Hammer Nut	Bright Zinc	--
651744	30	651546	Black Phosphate	M6	14mm	671339	Hammer Nut	Bright Zinc	--
651702	30	651546	Black Phosphate	M6	14mm	671054	Self-Aligning	Bright Zinc	--
651762	30	651334	Black Phosphate	M6	16mm	671339	Hammer Nut	Bright Zinc	--
651759	30	651342	Black Phosphate	M8	12mm	671055	Self-Aligning	Bright Zinc	--
651763	30	651575	Black Phosphate	M8	14mm	671055	Self-Aligning	Bright Zinc	--
651755	45	651586	Black Phosphate	M4	12mm	671344	Hammer Nut	Bright Zinc	--
651758	45	651332	Black Phosphate	M6	12mm	671348	Hammer Nut	Bright Zinc	--
651791	45	651546	Black Phosphate	M6	14mm	671348	Hammer Nut	Bright Zinc	--
651745	45	651334	Black Phosphate	M6	16mm	671348	Hammer Nut	Bright Zinc	--
651746	45	651573	Black Phosphate	M6	18mm	671348	Hammer Nut	Bright Zinc	--
651743	45	651344	Black Phosphate	M8	16mm	671350	Hammer Nut	Bright Zinc	--
651764	45	651344	Black Phosphate	M8	16mm	671059	Self-Aligning	Bright Zinc	--
651705	45	651346	Black Phosphate	M8	20mm	671059	Self-Aligning	Bright Zinc	--

LOWHEAD SOCKET CAP SCREW



- Grade 8 or stronger
- Alloy steel
- ANSI B18.3 rating

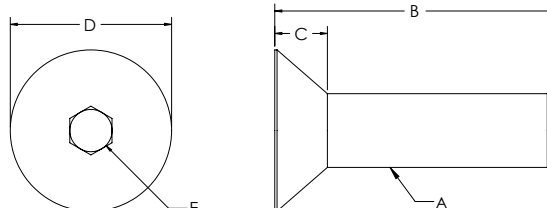


ITEM#	FINISH	A	B	C	D	E
683074	Stainless Steel	M8	25.00mm	5.00mm	13.00mm	5mm
682961	Black Phosphate	M8	30.00mm	4.93mm	12.90mm	5mm

FLATHEAD SOCKET CAP SCREW



- Grade 8 or stronger
- Alloy steel
- ANSI B18.3 rating



ITEM#	FINISH	A	B	C	D	E
651680	Black Phosphate	M4	8mm	2.20mm	8.00mm	2.5mm
651582	Black Phosphate	M5	20mm	3.00mm	9.70mm	3mm
651515	Black Phosphate	M6	12mm	3.72mm	11.78mm	4mm
651571	Black Phosphate	M6	14mm	3.72mm	11.78mm	4mm
651516	Black Phosphate	M6	16mm	3.72mm	11.78mm	4mm
651572	Black Phosphate	M6	18mm	3.72mm	11.78mm	4mm
651549	Black Phosphate	M6	20mm	3.72mm	11.78mm	4mm
683581	Black Phosphate	M6	22mm	3.72mm	11.78mm	4mm
651578	Black Phosphate	M8	12mm	4.96mm	15.66mm	5mm
651574	Black Phosphate	M8	14mm	4.96mm	15.66mm	5mm
651517	Black Phosphate	M8	16mm	4.96mm	15.66mm	5mm
651576	Black Phosphate	M8	18mm	4.96mm	15.85mm	5mm
651518	Bright Zinc	M8	20mm	4.96mm	15.85mm	5mm

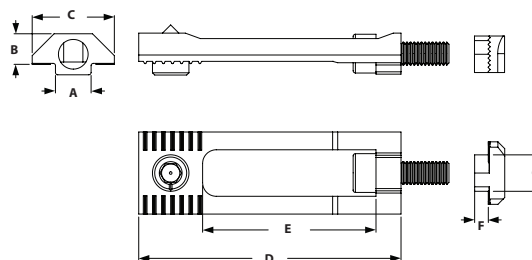
FLAT HEAD SOCKET CAP SCREW COMBINATION PARTS

ITEM#	SERIES	BOLT ITEM	FINISH	THREAD	LENGTH	TNUT ITEM	TNUT TYPE	FINISH	WASHER ITEM
651728	30	682924	Black Phosphate	M5	16mm	671338	Hammer Nut	Bright Zinc	--
651789	30	651515	Black Phosphate	M6	12mm	671339	Hammer Nut	Bright Zinc	--
651739	30	651571	Black Phosphate	M6	14mm	671339	Hammer Nut	Bright Zinc	--
651760	45	651582	Black Phosphate	M5	20mm	671347	Hammer Nut	Bright Zinc	--
651790	45	651515	Black Phosphate	M6	12mm	671348	Hammer Nut	Bright Zinc	--
651740	45	651572	Black Phosphate	M6	18mm	671348	Hammer Nut	Bright Zinc	--
651742	45	651549	Black Phosphate	M6	20mm	671348	Hammer Nut	Bright Zinc	--
651792	45	651576	Black Phosphate	M8	18mm	671350	Hammer Nut	Bright Zinc	--

MILLING CONNECTOR



- For fast connection of two tslot profiles, zinc plated
- Requires no machining



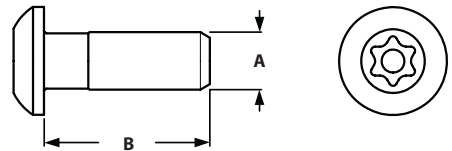
ITEM#	FINISH	SERIES	A	B	C	D	E	F	G
671606	Zinc Plated Steel	30	16mm	6.3mm	8mm	57.5mm	38mm	1.5mm	8mm
671607	Zinc Plated Steel	45	9.9mm	7.1mm	19.05mm	59mm	38mm	1.5mm	9.9mm

B-Series Fasteners

SELF TAPPING SCREW



- No thread cutter necessary
- Special form of head of the screw and self tapping thread
- Connects two profiles, access machining required for tightening
- See page 478 for machining

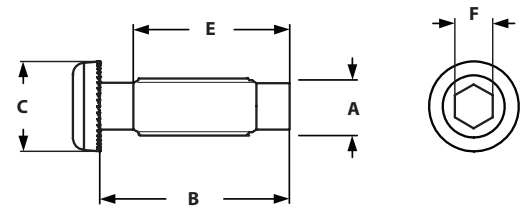


ITEM#	FINISH	SERIES	SOCKET	A	B
671114	Zinc Plated Steel	30/45	T40	S8	25mm
671115	Zinc Plated Steel	45	T50	S12	30mm

SELF TAPPING SCREW



- No thread cutter necessary
- Special form of head of the screw and self tapping thread
- Connects two profiles, access machining required for tightening
- See page 478 for machining

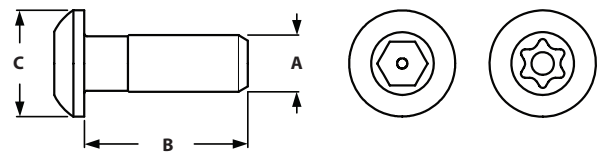


ITEM#	FINISH	SERIES	SOCKET	A	B	C	E	F
671646	Zinc Plated Steel	45	Hex	S12	40mm	19mm	26mm	8mm

CONNECTION SCREW



- Connects two profiles, access required for tightening
- See page 478 for machining

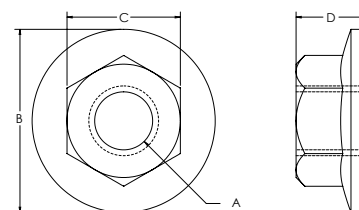


ITEM#	FINISH	SERIES	SOCKET	A	B	C
671112	Zinc Plated Steel	45	Hex	M12	30mm	19mm
671113	Zinc Plated Steel	45	T50	M12	30mm	19mm

FLANGED NUT

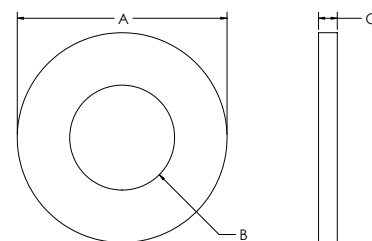


◦ To be used in conjunction with hammer head screw



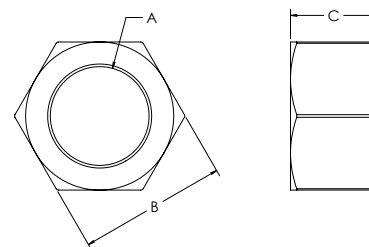
ITEM#	FINISH	A	B	C	D
671682	Zinc Plated Steel	M6	14mm	10mm	6mm
671610	Zinc Plated Steel	M8	21mm	13mm	8mm

WASHERS



ITEM#	FINISH	TYPE	A	B	C
651550	Bright Zinc	M5	10.00mm	5.20mm	1.00mm
651388	Bright Zinc	M6	11.80mm	6.50mm	1.60mm
651387	Black Zinc	M8	15.70mm	8.50mm	1.75mm
681813	Bright Zinc	M10	19.75mm	10.60mm	2.00mm

HEX NUTS



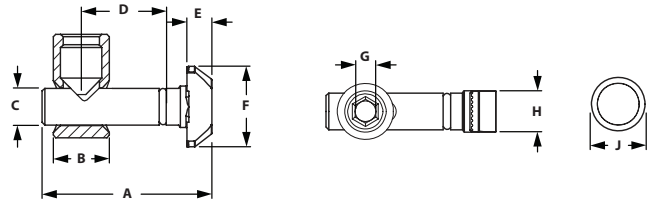
ITEM#	FINISH	A	B	C
651352	Black Zinc	M6	9.80mm	4.80mm
651353	Black Zinc	M8	12.80mm	6.30mm
680597	Bright Zinc	M12	18.80mm	9.80mm

B-Series Fasteners

CENTRAL CONNECTORS

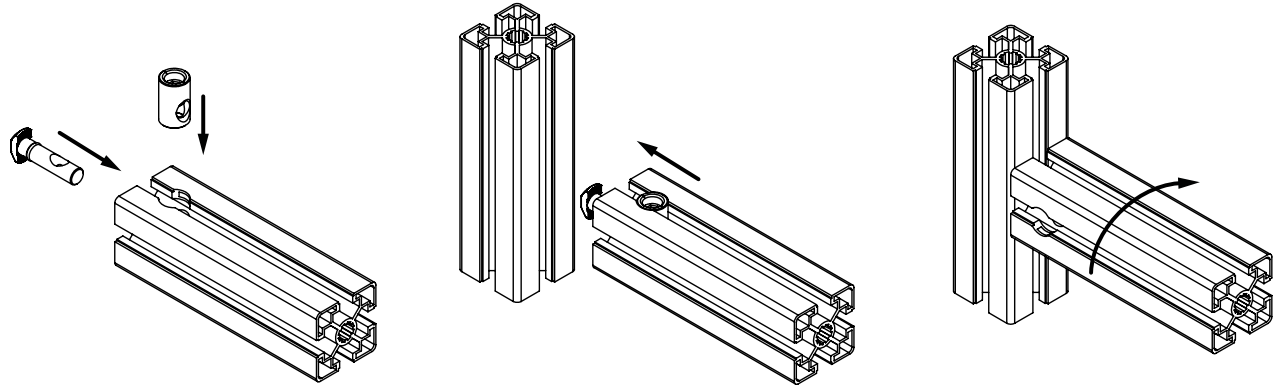


- Connect aluminum profiles at right angles
- Through hole must be drilled on one of the profiles to provide access to tightening screw
- See page 470 for machining

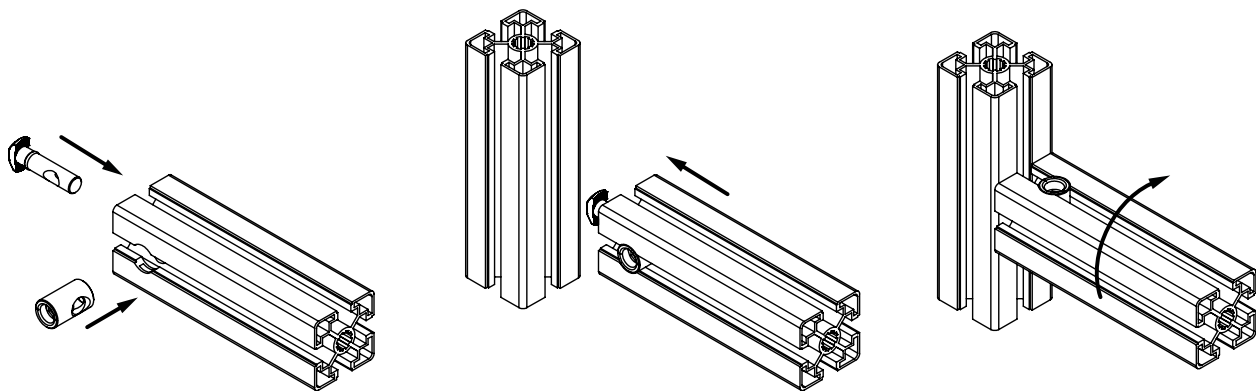


ITEM#	FINISH	SERIES	DEGREE	A	B	C	D	E	F	G	H	J
659893	Zinc Plated Steel	30	0°	33 mm	11 mm	7.1 mm	18 mm	4.8 mm	15.5 mm	4 mm	8 mm	11 mm
682994	Zinc Plated Steel	30	90°	33 mm	11 mm	7.1 mm	18 mm	4.8 mm	15.5 mm	4 mm	8 mm	11 mm
659730	Zinc Plated Steel	45	0°	45.5 mm	17 mm	9.8 mm	22.5 mm	5.5 mm	19.6 mm	6 mm	10 mm	17 mm
659669	Zinc Plated Steel	45	90°	45.5 mm	17 mm	9.8 mm	22.5 mm	5.5 mm	19.6 mm	6 mm	10 mm	17 mm

0° CENTRAL CONNECTOR



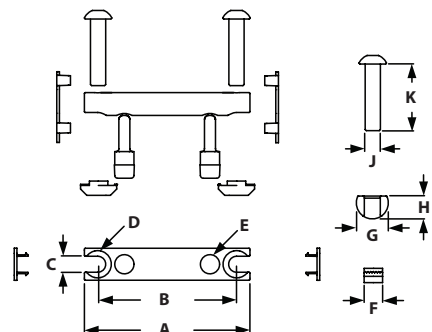
90° CENTRAL CONNECTOR



BOLT CONNECTOR WITH CAP



- Connect aluminum profiles at right angles
- 8mm or 17mm thru hole must be drilled
- See page 470 for machining

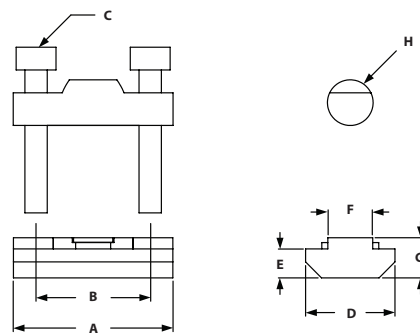


ITEM#	FINISH	SERIES	A	B	C	D	E	F	G	H	J	K
671602	Zinc Plated Steel	45	42mm	27.5mm	8.4mm	14.3mm	8.1mm	10mm	16.8mm	12mm	M8	35mm
671605	Zinc Plated Steel	45	87mm	73mm	8.4mm	14.3mm	8.1mm	10mm	16.8mm	12mm	M9	35mm

BOLT CONNECTOR



- Connect aluminum profiles at right angles
- A 8mm thru hole must be drilled
- See page 470 for machining

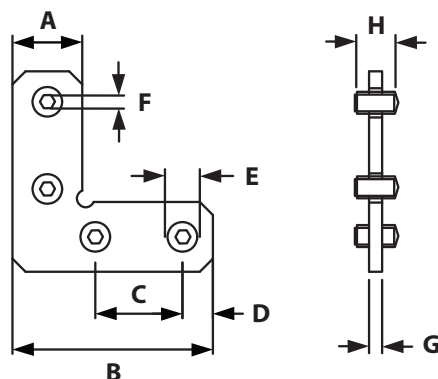


ITEM#	FINISH	SERIES	A	B	C-BOLT	D	E	F	G	H
671600	Zinc Plated Steel	30	28mm	20mm	M4 x 25mm SHCS	15.7mm	5mm	7.8mm	6.7mm	8mm

90° MITER CONNECTOR



- Connects two mitered profiles together at a 90 degree angle
- Requires no machining



ITEM#	FINISH	SERIES	A	B	C	D	E	F	G	H
655836	Steel	30	16mm	46mm	20mm	7mm	M8	4mm	3mm	8mm
655837	Steel	45	20.2mm	60mm	20mm	7mm	M10	5mm	3mm	10mm

CONTENT

05 TSLOTS Hardware

Swivel Feet Base & Rods	300
Adjustable Leveling Foot	301
Hinges	301-303
Handles	303-304
Magnetic Catch & Door Catches	305-307
Binding Blocks	307-308
Rollers & Plate Connector	309
Pivot & Turning Angles	310-311
Base Plates	312
End Caps & Covers	313
Tool Hanger & Cup Holder	314
Profile Connectors	315-316
Floor Brackets & Mounts	317-319
Pivot Joints	320-324
Footplates	325

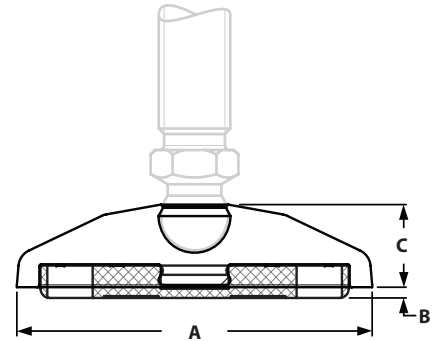
05 HARDWARE B-SERIES

TSLOTS Hardware

BASE FOR SWIVEL FEET WITH ANTI-SLIP



- A swiveling leveling foot for stable positioning on uneven floors
- Fiberglass reinforced nylon or stainless steel

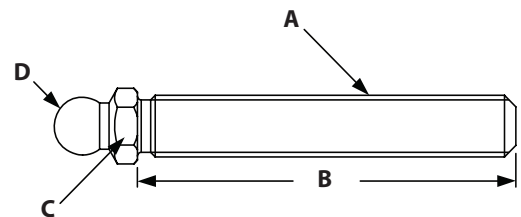


ITEM#	MATERIAL	A	B	C	LOAD CAPACITY
671386	Nylon	29mm	2mm	18mm	500 lbs
671384	Stainless Steel	29mm	2mm	18mm	2000 lbs
671392	Nylon	39mm	2mm	18mm	900 lbs
671390	Stainless Steel	39mm	2mm	18mm	3000 lbs
671398	Nylon	44mm	2mm	18mm	900 lbs
671396	Stainless Steel	44mm	2mm	18mm	3000 lbs
671410	Nylon	59mm	2mm	18mm	900 lbs
671408	Stainless Steel	59mm	2mm	18mm	3500 lbs
671425	Nylon	79mm	2mm	18mm	900 lbs
671418	Stainless Steel	79mm	2mm	18mm	3500 lbs

THREADED ROD FOR SWIVEL FEET



- Threaded Rod for swiveling feet
- Zinc plated steel
- Swiveling range 20°

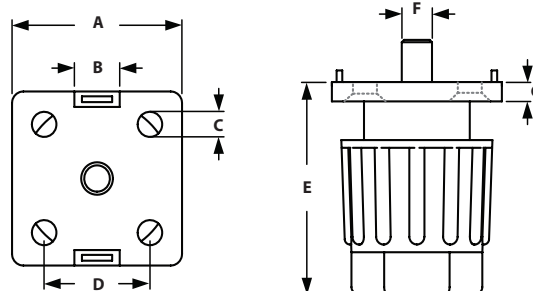


ITEM#	MATERIAL	A	B	C	D	LOAD CAPACITY
671461	Steel	M8	40mm	14mm	15mm	350 lbs
671475	Steel	M12	45mm	14mm	15mm	770 lbs
671479	Steel	M12	100mm	14mm	15mm	770 lbs
671493	Steel	M16	66mm	17mm	15mm	1450 lbs
671495	Steel	M16	100mm	17mm	15mm	1450 lbs
671499	Steel	M16	150mm	17mm	15mm	1450 lbs

ADJUSTABLE LEVELING FOOT



- Easy height adjustable leveling foot fastening to aluminum profiles
- Housing: Fiberglass reinforced nylon
- Mechanism: Zinc plated steel

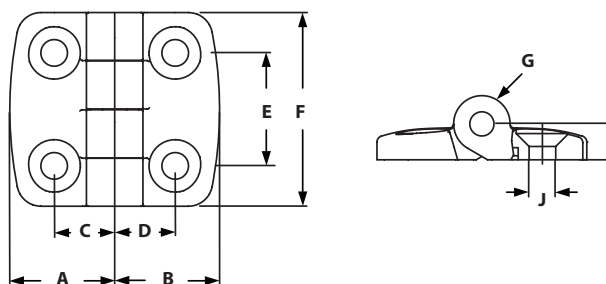


ITEM#	A	B	C	D	E	F-THREAD	G	LOAD CAPACITY
671596	30mm	8mm	4.3mm	20.5mm	35-50mm	M8	5mm	330 lbs
671597	40mm	10mm	6.5mm	28mm	45-65mm	M8	5mm	332 lbs
671598	45mm	10mm	6.3mm	28mm	45-65mm	M8	5mm	335 lbs
671599	50mm	10mm	6.3mm	28mm	45-65mm	M8	5mm	337 lbs

PLASTIC COMBI HINGES



- Hinges to panels or extrusion



ITEM#	SERIES	DESCRIPTION	A	B	C	D	E	F	G	H	J
671247	30	30/30	29.5mm	29.5mm	17.5mm	17.5mm	28mm	48mm	14mm	9mm	6.6mm
671250	30	30/40	29.5mm	38.5mm	17.5mm	22.5mm	28mm	48mm	14mm	9mm	6.6mm
671253	30	30/45	29.5mm	43.5mm	17.5mm	25mm	28mm	48mm	14mm	9mm	6.6mm
671256	30	30/50	29.5mm	48.5mm	17.5mm	27.5mm	28mm	48mm	14mm	9mm	6.6mm
671259	30	30/60	29.5mm	57.5mm	17.5mm	32.5mm	28mm	48mm	14mm	9mm	6.6mm
671274	45	45/45	43.5mm	43.5mm	25mm	25mm	28mm	48mm	14mm	9mm	6.6mm
671277	45	45/50	43.5mm	48.5mm	25mm	27.5mm	28mm	48mm	14mm	9mm	6.6mm
671280	45	45/60	43.5mm	57.5mm	25mm	32.5mm	28mm	48mm	14mm	9mm	6.6mm
671289	60	60/60	57.5mm	57.5mm	32.5mm	32.5mm	28mm	48mm	14mm	9mm	6.6mm

RECOMMENDED FASTENERS (TO EXTRUSION SLOT)

ITEM#	SERIES	QTY	DESCRIPTION
651739	30	4	M6 x 14mm FHSCS & M6 Hammer Nut
651740	45	4	M6 x 18mm FHSCS & M6 Hammer Nut

RECOMMENDED FASTENERS (TO PANEL)

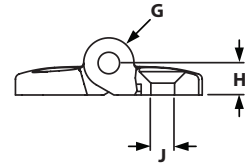
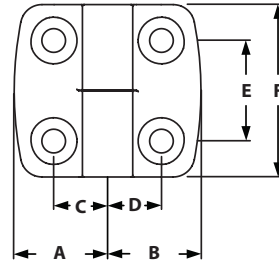
ITEM#	SERIES	QTY	BOLT	HEX NUT	WASHER
651741	30/45	4	M6 x 20mm FHSCS	Yes	Yes

TSLOTS Hardware

PLASTIC COMBI LIFT OFF HINGES



◦ Connects to panels or extrusion



ITEM#	SERIES	DESCRIPTION	LIFT OFF	A	B	C	D	E	F	G	H	J
671248	30	30/30	Left Hand	29.5mm	29.5mm	17.5mm	17.5mm	28mm	48mm	14mm	9mm	6.6mm
671251	30	30/40	Left Hand	29.5mm	38.5mm	17.5mm	22.5mm	28mm	48mm	14mm	9mm	6.6mm
671254	30	30/45	Left Hand	29.5mm	43.5mm	17.5mm	25mm	28mm	48mm	14mm	9mm	6.6mm
671257	30	30/50	Left Hand	29.5mm	48.5mm	17.5mm	27.5mm	28mm	48mm	14mm	9mm	6.6mm
671260	30	30/60	Left Hand	29.5mm	57.5mm	17.5mm	32.5mm	28mm	48mm	14mm	9mm	6.6mm
671249	30	30/30	Right Hand	29.5mm	29.5mm	17.5mm	17.5mm	28mm	48mm	14mm	9mm	6.6mm
671252	30	30/40	Right Hand	29.5mm	38.5mm	17.5mm	22.5mm	28mm	48mm	14mm	9mm	6.6mm
671255	30	30/45	Right Hand	29.5mm	43.5mm	17.5mm	25mm	28mm	48mm	14mm	9mm	6.6mm
671258	30	30/50	Right Hand	29.5mm	48.5mm	17.5mm	27.5mm	28mm	48mm	14mm	9mm	6.6mm
671261	30	30/60	Right Hand	29.5mm	57.5mm	17.5mm	32.5mm	28mm	48mm	14mm	9mm	6.6mm
671275	45	45/45	Left Hand	43.5mm	43.5mm	25mm	25mm	28mm	48mm	14mm	9mm	6.6mm
671278	45	45/50	Left Hand	43.5mm	48.5mm	25mm	27.5mm	28mm	48mm	14mm	9mm	6.6mm
671281	45	45/60	Left Hand	43.5mm	57.5mm	25mm	32.5mm	28mm	48mm	14mm	9mm	6.6mm
671276	45	45/45	Right Hand	43.5mm	43.5mm	25mm	25mm	28mm	48mm	14mm	9mm	6.6mm
671279	45	45/50	Right Hand	43.5mm	48.5mm	25mm	27.5mm	28mm	48mm	14mm	9mm	6.6mm
671282	45	45/60	Right Hand	43.5mm	57.5mm	25mm	32.5mm	28mm	48mm	14mm	9mm	6.6mm

RECOMMENDED FASTENERS (TO EXTRUSION SLOT)

ITEM#	SERIES	QTY	DESCRIPTION
651789	30	4	M6 x 12mm FHSCS & Hammer Nut
651790	45	4	M6 x 12mm FHSCS & Hammer Nut

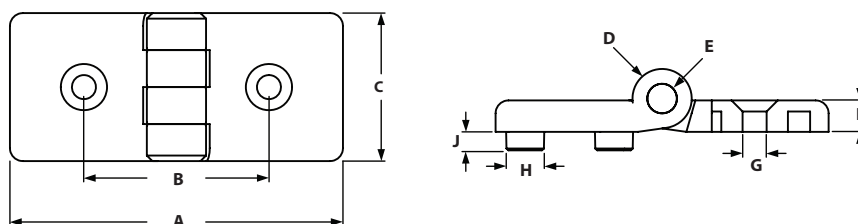
RECOMMENDED FASTENERS (TO PANEL)

ITEM#	SERIES	QTY	BOLT	HEX NUT	WASHER
651741	30/45	4	M6 x 20mm FHSCS	Yes	Yes

HEAVY DUTY PLASTIC HINGE



- Connects to panels or extrusion
- Each plate has two holes to fit locating pins



ITEM#	SERIES	A	B	C	D	E	F	G	H-SLOT	J
671050	45	90mm	50mm	40mm	16mm	8mm	9mm	6.5mm	10	5mm

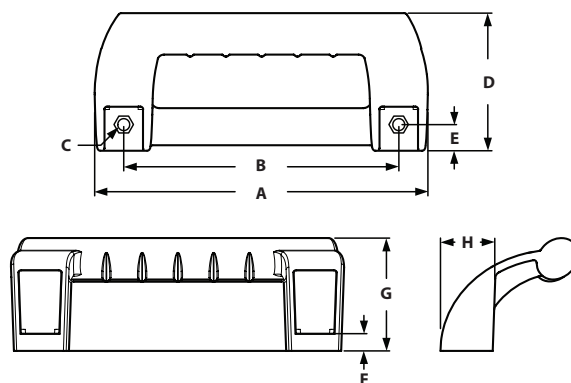
RECOMMENDED FASTENERS

ITEM#	SERIES	QTY	DESCRIPTION
651742	45	2	M6 x 20mm FHSCS & M6 Hammer Nut

MACHINE HANDLE



- Large machine handle with ergonomic design and finger protection
- Mounts on doors, flaps, and extrusion
- Cover caps are included



ITEM#	SERIES	A	B	C	D	E	F	G	H
671017	45	240mm	200mm	8.8mm	100mm	19mm	12.5mm	80mm	38mm

RECOMMENDED FASTENERS

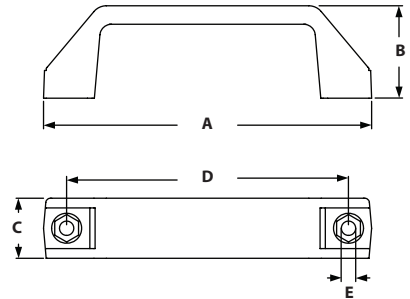
ITEM#	SERIES	QTY	DESCRIPTION
651743	45	2	M8 x 16mm SHCS & M8 Hammer Nut

TSLOTS Hardware

BRIDGE HANDLE



◦ Mounts on doors, flaps, and extrusion



ITEM#	SERIES	A	B	C	D	E
671015	30/45	142mm	40mm	26mm	122mm	6.2mm
671016	30/45	170mm	52mm	28mm	152mm	6.2mm

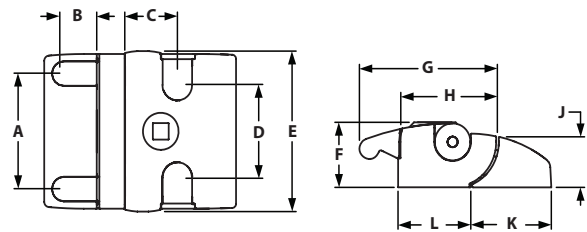
RECOMMENDED FASTENERS

ITEM#	SERIES	HANDLE	QTY	DESCRIPTION
651744	30	671015 & 671016	2	M6 x 14mm SHCS & M6 Hammer Nut
651745	45	671015	2	M6 x 16mm SHCS & M6 Hammer Nut
651746	45	671016	2	M6 x 18mm SHCS & M6 Hammer Nut

SLAM LATCH



◦ Surface: Black powder coat
 ◦ Material: Die-cast zinc
 ◦ Ideal for cabinets and guarding



ITEM#	LOCK	A	B	C	D	E	F	G	H	J	K	L
671072	Universal	56mm	16.9mm	26.4mm	45mm	75mm	31.5mm	69mm	47.9mm	24.4mm	40mm	36.5mm
671073	Unique	56mm	16.9mm	26.4mm	45mm	75mm	31.5mm	69mm	47.9mm	24.4mm	40mm	36.5mm
671074	Without	56mm	16.9mm	26.4mm	45mm	75mm	31.5mm	69mm	47.9mm	24.4mm	40mm	36.5mm

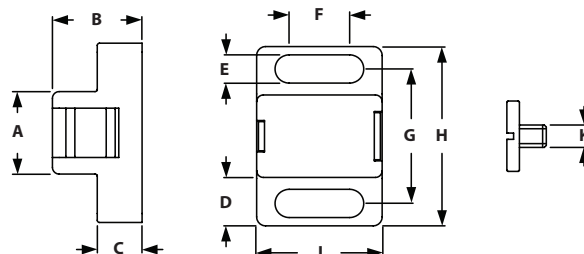
RECOMMENDED FASTENERS

ITEM#	SERIES	QTY	DESCRIPTION
651791	45	4	M6 x 14mm SHCS & Hammer Nut

MAGNETIC CATCH



- A quick locking device for doors, adaptable to the thickness of the panel units
- Fiberglass reinforced nylon



ITEM#	SERIES	A	B	C	D	E	F	G	H	J	K
671031	30/45	19mm	20mm	10mm	10.5mm	6.3mm	13.5mm	30mm	40mm	28mm	M5

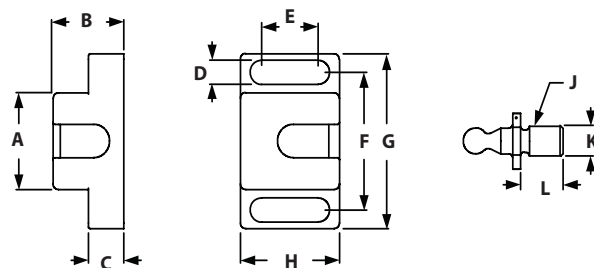
RECOMMENDED FASTENERS

ITEM#	SERIES	QTY	DESCRIPTION
651747	30	2	M6 x 16mm BHSCS & M6 Hammer Nut
651748	45	2	M6 x 18mm BHSCS & M6 Hammer Nut

BALL CATCH



- A quick locking device for doors, adaptable to the thickness of the panel units
- Fiberglass reinforced nylon



ITEM#	SERIES	A	B	C	D	E	F	G	H	J	K	L
671032	30/45	26mm	20mm	10mm	6.5mm	16mm	37mm	47mm	28mm	M8	M8	12mm

RECOMMENDED FASTENERS

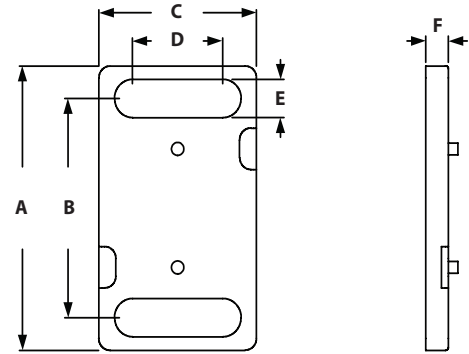
ITEM#	SERIES	QTY	DESCRIPTION
651747	30	2	M6 x 16mm BHSCS & M6 Hammer Nut
651748	45	2	M6 x 18mm BHSCS & M6 Hammer Nut

TSLOTS Hardware

SPACER FOR BALL CATCH



◦ To increase the distance to the extrusion profile from the Ball Catch



ITEM#	MATERIAL	A	B	C	D	E	F
671086	Black Nylon	48mm	37mm	28mm	16mm	6.5mm	4mm

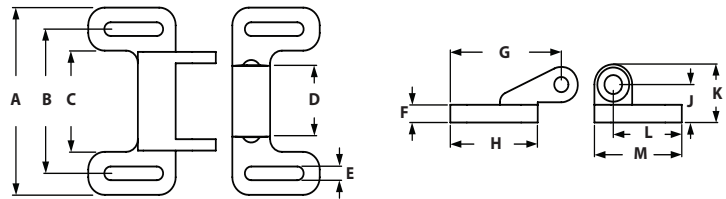
RECOMMENDED FASTENERS

ITEM#	SERIES	QTY	DESCRIPTION
651749	30	2	M6 x 20mm BHSCS & M6 Hammer Nut

DOUBLE BALL CATCH



◦ A quick locking device for doors and flaps with and without border
 ◦ Fiberglass reinforced nylon



ITEM#	SERIES	A	B	C	D	E	F	G	H	J	K	L	M
671075	30/45	74mm	57mm	40mm	28mm	5.4mm	7mm	47mm	37mm	15mm	23mm	29mm	37mm

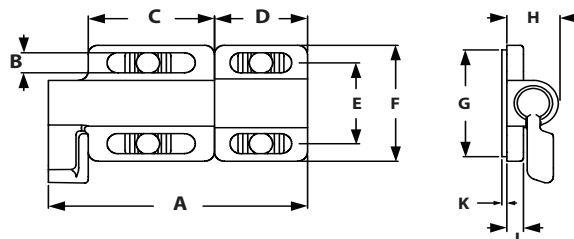
RECOMMENDED FASTENERS

ITEM#	SERIES	QTY	DESCRIPTION
651750	30	4	M5 x 14mm BHSCS & M5 Hammer Nut
651751	45	4	M5 x 16mm BHSCS & M5 Hammer Nut

DOOR LATCH



- For easy closing of doors and flaps, with spring-loaded clamp
- Including separate slot fixation strips
- Die-cast zinc



ITEM#	SERIES	A	B	C	D	E	F	G	H	J	K
671033	30/45	78mm	6.6mm	38mm	28mm	26.5mm	38mm	35mm	16mm	5mm	1.5mm

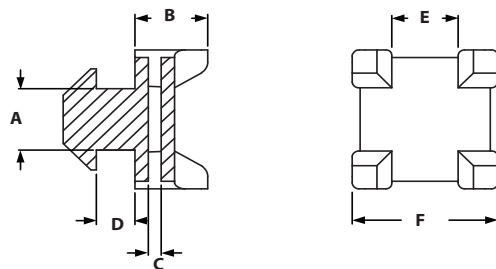
RECOMMENDED FASTENERS

ITEM#	SERIES	QTY	DESCRIPTION
651706	30	4	M6 x 12mm BHSCS & M6 Hammer Nut
651753	45	4	M6 x 16mm BHSCS & M6 Hammer Nut

CROSS CABLE BINDING BLOCK



- To secure cables to extrusion in two directions
- Can be mounted into the slot by a quarter turn
- Fiberglass reinforced nylon

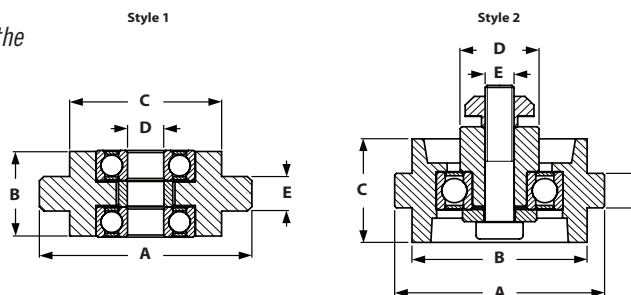


ITEM#	SERIES	A	B	C	D	E	F
671639	30	8mm	11mm	2mm	2mm	10mm	22mm
671041	45	10mm	11mm	2mm	5.8mm	10mm	22mm

ROLLERS



- To guide moving parts in the slot of the extrusion
- Fiberglass reinforced nylon



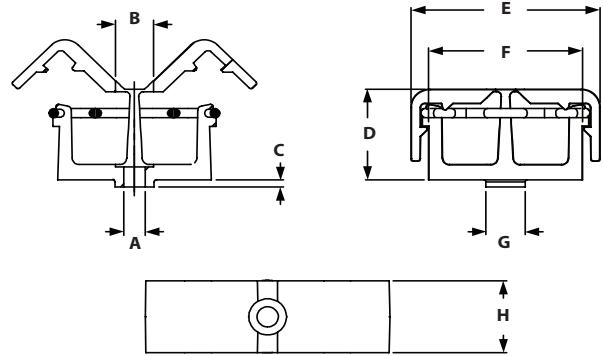
ITEM#	SERIES	STYLE	A	B	C	D	E	F
671027	30	1	39mm	17.6mm	25.8mm	6mm	8mm	N/A
671028	45	1	39mm	17.6mm	25.8mm	6mm	10mm	N/A
671029	45	1	47mm	19.6mm	33.6mm	8mm	10mm	N/A
671030	45	2	58mm	48.4mm	30mm	21.8mm	M8	10mm

TSLOTS Hardware

CLIP CABLE BINDER



- To fix cables without the need of cable ties, can be opened and closed again.
- Fiberglass reinforced nylon



ITEM#	SERIES	A	B	C	D	E	F	G	H
671089	30	4.5mm	8mm	2.5mm	20mm	40mm	32.6mm	8mm	16mm
671090	45	4.5mm	8mm	2.5mm	20mm	40mm	32.6mm	10mm	16mm

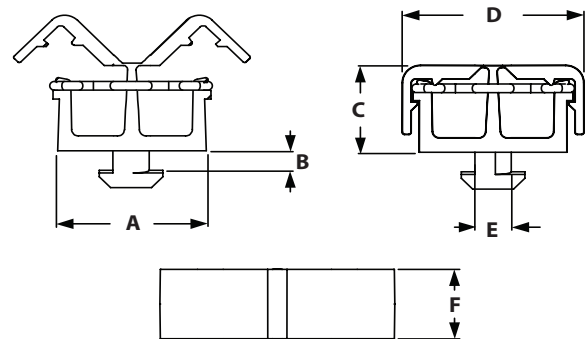
RECOMMENDED FASTENERS

ITEM#	SERIES	QTY	DESCRIPTION
651754	30	1	M4 x 8mm SHCS & M4 Hammer Nut
651755	45	1	M4 x 12mm SHCS & M4 Hammer Nut

CLIP CABLE BINDER WITH HAMMER



- To fix cables without the need of cable ties, can be opened and closed again.
- Fiberglass reinforced nylon

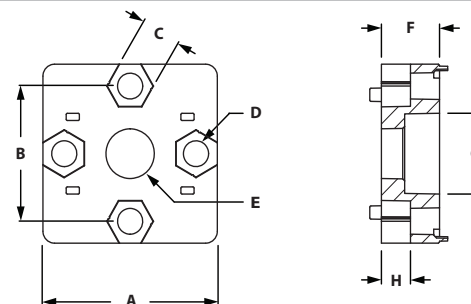


ITEM#	SERIES	A	B	C	D	E	F
671092	30	32.6mm	2mm	20mm	40mm	8mm	16mm
671091	45	32.6mm	5.9mm	20mm	40mm	10mm	16mm

PLATE CONNECTOR



- Connects two extrusions to form a tee connection
- Connecting hardware included



ITEM#	FINISH	SERIES	A	B	C	D	E	F	G	H
683584	Alu Color	30	30mm	21mm	8mm	5.5mm	8.5mm	15mm	13.6mm	7.5mm
683587	Alu Color	40	40mm	29.6mm	10mm	6.2mm	12.4mm	15mm	20mm	7.5mm

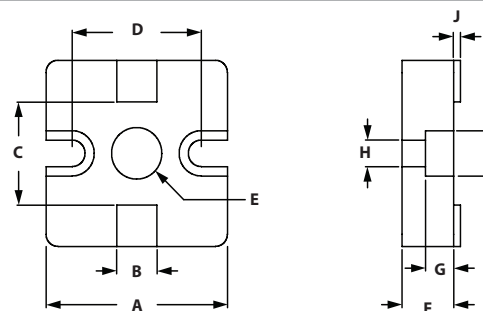
INCLUDED FASTENERS

SERIES	CONNECTING SCREW	FASTENING SCREWS	TNUT
30	M8 x 30mm	M5 x 16mm SHCS	M5 Hammer Nuts
40	S12 x 30mm Torx T50	M6 x 20mm SHCS	M6 Hammer Nuts

PLATE CONNECTOR 45



- Connects two extrusions to form a tee connection
- No machining necessary with Self-Tapping screws



ITEM#	FINISH	SERIES	A	B	C	D	E	F	G	H	J	K
671765	Plain	45	45mm	10mm	25mm	32mm	12.5mm	13mm	7mm	6.5mm	1.7mm	11mm
671766	Alu color	45	45mm	10mm	25mm	32mm	12.5mm	13mm	7mm	6.5mm	1.7mm	11mm

INCLUDED FASTENERS

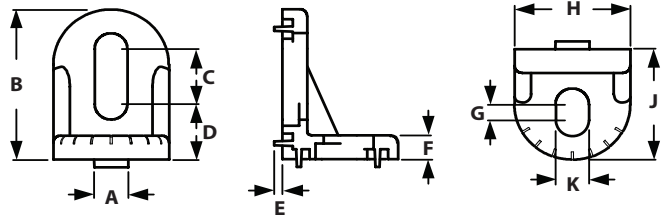
ITEM#	SERIES	QTY	DESCRIPTION
651756	45	1	S12 x 30mm LHSCS & M6 x 18mm SHCS & Hammer Nut

TSLOTS Hardware

TURNING ANGLE 30



- Connects to extrusion at various angles from 0° to 180°
- Die-cast aluminum



ITEM#	SERIES	A	B	C	D	E	F	G	H	J	K
671234	30/45	8mm	38mm	14mm	14mm	2mm	6mm	4mm	28mm	28mm	8mm

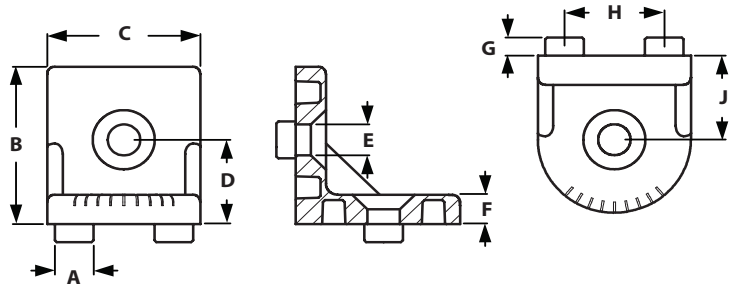
RECOMMENDED FASTENERS

ITEM#	SERIES	QTY	DESCRIPTION
651757	30	2	M8 x 12mm BHSCS & M8 Self-Aligning Tnut
651707	45	2	M8 x 16mm BHSCS & M8 Hammer Nut

TURNING ANGLE 45



- Connects to extrusion at various angles from 0° to 180°
- Die-cast aluminum



ITEM#	SERIES	A	B	C	D	E	F	G	H	J
671235	45	10mm	43mm	40mm	23mm	8.5mm	8mm	5mm	26mm	23mm

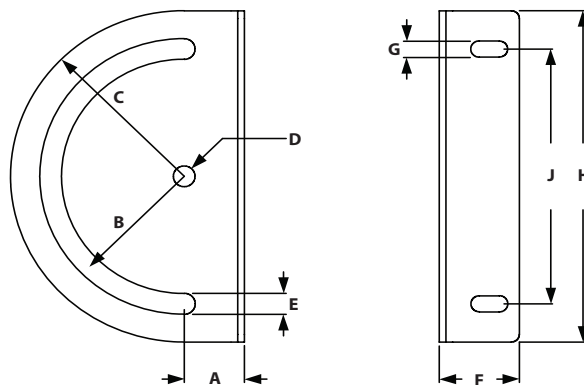
RECOMMENDED FASTENERS

ITEM#	SERIES	QTY	DESCRIPTION
651792	45	2	M8 x 18mm FHSCS & Hammer Nut

PIVOT ANGLE 130



- Connects to extrusion at an adjustable angle
- Zinc plated



ITEM#	SERIES	A	B	C	D	E	F	G	H	J
671233	45	22.5mm	R50	R65	8.1mm	8.2mm	30mm	6.3mm	130mm	100mm

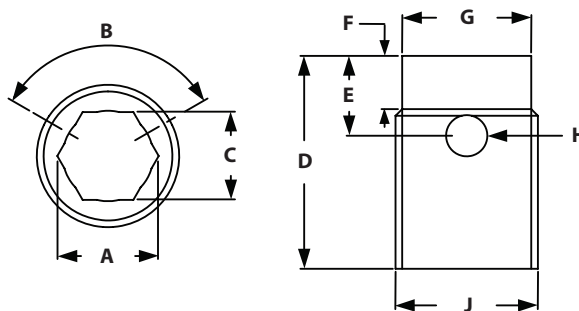
RECOMMENDED FASTENERS

ITEM#	SERIES	QTY	DESCRIPTION
651758	45	2	M6 x 12mm SHCS & Hammer Nut

CUTTING BUSHING



- For reduction from bore hole 10.2 mm to M8 thread
- Steel
- Cutting bushing tool comes separate



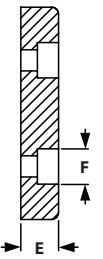
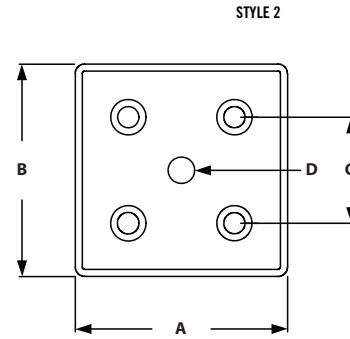
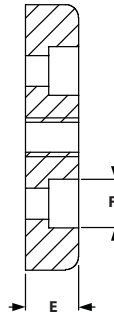
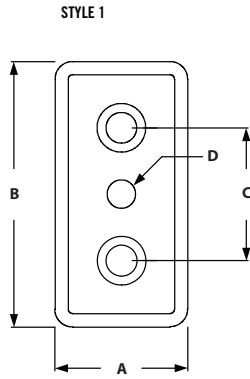
ITEM#	A	B	C	D	E	F	G	H	J
671076	M8	120°	6.6mm	16mm	6mm	4mm	9.7mm	3.1mm	10.7mm

CUTTING BUSH TOOL

ITEM#
671077

TSLOTS Hardware

BASE PLATE



- To mount leveling feet, rollers, hooks or similar components
- Connects to the extrusion slot
- Die-cast zinc

ITEM#	SERIES	STYLE	A	B	C	D-THREAD	E	F
671126	30	1	30mm	60mm	30mm	M8	12mm	M8 SHCS
671128	30	1	30mm	60mm	30mm	M10	12mm	M8 SHCS
671130	30	1	30mm	60mm	30mm	M12	12mm	M8 SHCS
671132	30	1	30mm	60mm	30mm	M14	12mm	M8 SHCS
671144	45	1	45mm	90mm	45mm	M10	16mm	M12 SHCS
671146	45	1	45mm	90mm	45mm	M12	16mm	M12 SHCS
671148	45	1	45mm	90mm	45mm	M14	16mm	M12 SHCS
671150	45	1	45mm	90mm	45mm	M16	16mm	M12 SHCS
671152	45	1	45mm	90mm	45mm	M20	16mm	M12 SHCS
671196	45	2	90mm	90mm	45mm	M10	16mm	M12 SHCS
671198	45	2	90mm	90mm	45mm	M12	16mm	M12 SHCS
671200	45	2	90mm	90mm	45mm	M14	16mm	M12 SHCS
671202	45	2	90mm	90mm	45mm	M16	16mm	M12 SHCS
671204	45	2	90mm	90mm	45mm	M20	16mm	M12 SHCS

RECOMMENDED FASTENERS (EXTRUSION END)

ITEM#	SERIES	STYLE	QTY	DESCRIPTION
651342	30	1	2	M8 x 12mm SHCS
683038	45	1	2	M12 x 30mm LHCS
683038	45	2	4	M12 x 30mm LHCS

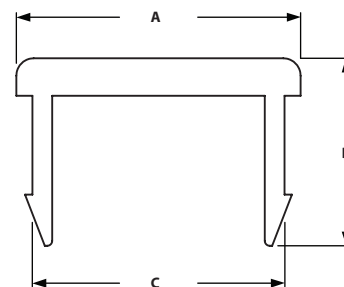
RECOMMENDED FASTENERS (EXTRUSION SLOT)

ITEM#	SERIES	STYLE	QTY	DESCRIPTION
651759	30	1	2	M12x 12mm SHCS & M8 Self-Aligning Trut

COVER PROFILE



◦ Covers the slot of the extrusion

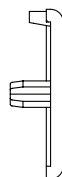
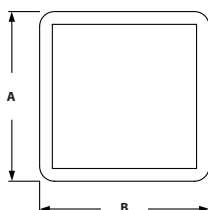


ITEM#	SERIES	COLOR	LENGTH	A	B	C
671020	30	Black	2 Meters	8.8mm	3.8mm	8.2mm
671612	30	Yellow	2 Meters	8.8mm	3.8mm	8.2mm
671613	30	Grey	2 Meters	8.8mm	3.8mm	8.2mm
671019	45	Black	2 Meters	11.5mm	7.5mm	10.2mm
671614	45	Yellow	2 Meters	11.5mm	7.5mm	10.2mm
671615	45	Grey	2 Meters	11.5mm	7.5mm	10.2mm

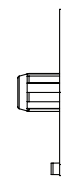

END CAPS



STYLE 1



STYLE 2



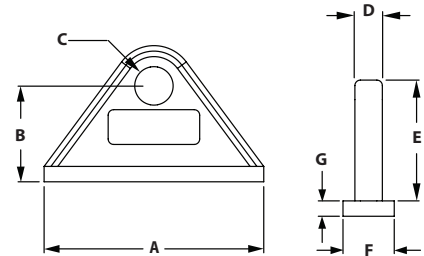
◦ Covers the end of the extrusion profiles

◦ Fiberglass reinforced nylon

ITEM#	SERIES	TYPE	STYLE	A	B	C
655703	20	Pin	1	20mm	20mm	--
671001	30	Pin	1	22.5mm	45mm	--
671000	30	Pin	1	30mm	30mm	--
671013	30	Pin	1	30mm	60mm	--
671008	40	Pin	1	40mm	40mm	--
671002	45	Pin	1	45mm	45mm	--
671003	45	Pin	1	45mm	60mm	--
671009	45	Pin	1	45mm	90mm	--
671004	45	Pin	1	60mm	60mm	--
671007	45	Pin	1	60mm	90mm	--
671006	45	Pin	1	90mm	90mm	--
671756	45	Pin	2	45mm	45mm	R. 22mm

TSLOTS Hardware

TOOL HANGERS



- Ideal for hanging air tools, cable reels, heavy door panels or transporting cables
- Fiberglass reinforced nylon

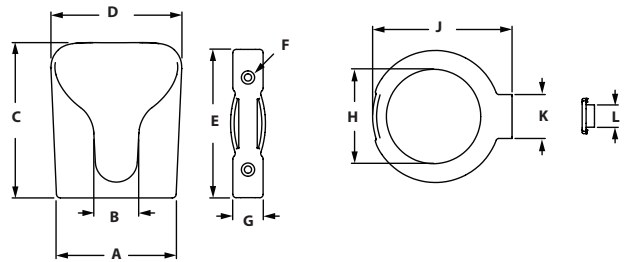
ITEM#	SERIES	A	B	C	D	E	F	G
655096	30/45	60mm	26mm	10.5mm	8/10mm	32.8mm	15mm	4.2mm
671025	30/45	60mm	26mm	10.5mm	8/10mm	32.8mm	19mm	4.2mm

ITEM#	SLOT
671018	Snap Hook Tool

CUP HOLDER



- To securely put down drinks, bottles, and cans
- Holds thermo bags, oil cans, or drills



ITEM#	VERSION	A	B	C	D	E	F	G	H	J	K	L
671078	Open Bottom	93mm	34mm	118mm	100mm	112mm	5.5mm	23mm	71mm	106mm	33mm	17mm
671079	Closed Bottom	93mm	34mm	118mm	100mm	112mm	5.5mm	23mm	N/A	106mm	33mm	17mm

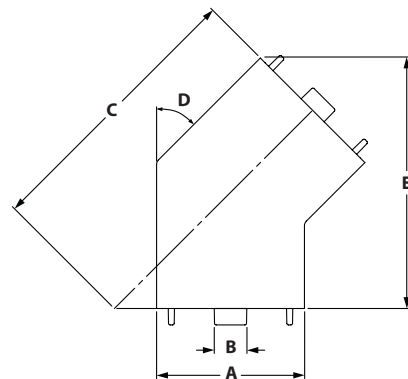
RECOMMENDED FASTENERS

ITEM#	SERIES	QTY	DESCRIPTION
651728	30	2	M5 x 16mm FHSCS & M5 Hammer Nut
651760	45	2	M5 x 20mm FHSCS & M5 Hammer Nut

45° ANGLE CONNECTOR



- Connects 2 extrusions at end at a 45° angle
- Die-cast aluminum and Nylon for cover cap
- Included fasteners- 2 Self-forming screws S12 x 30mm, 1 Hammer head screw M8 x 20, 1 flange nut M8



ITEM#	SERIES	A	B	C	D	E
671640	45	45.00mm	10.00mm	85.30mm	45°	76.20mm

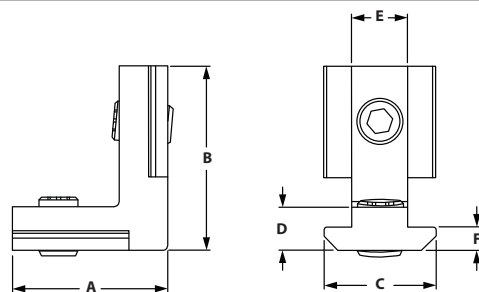
INCLUDED FASTENERS

ITEM#	SERIES	QTY	DESCRIPTION
671115	45	2	Self threaded M12 x 30mm
671372	45	1	M8 x 20mm Hammer Head
671610	45	1	M8 Flange Nut

INNER CONNECTORS



- Connects two extrusions at a 90° angle
- No machining required



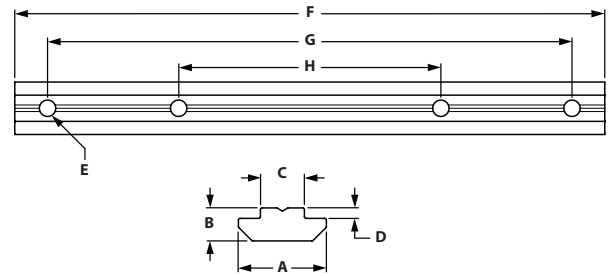
ITEM#	SERIES	A	B	C	D	E	F
671653	20	21.00mm	21.00mm	11.30mm	4.50mm	6.00mm	3.00mm
671654	30	21.00mm	30.00mm	15.80mm	7.80mm	8.00mm	6.00mm
671655	45	32.00mm	38.00mm	19.00mm	8.80mm	10.00mm	3.80mm

TSLOTS Hardware

CONNECTION STRIPS



- End-to-end connection for two extrusions
- No machining required
- Fasteners included

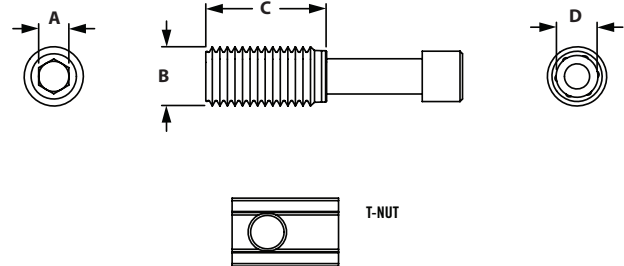


ITEM#	SERIES	A	B	C	D	E	F	G	H
671644	30	16.00mm	6.00mm	8.00mm	1.90mm	M6	180.00mm	160.00mm	80.00mm
671643	45	19.50mm	10.60mm	10.00mm	5.10mm	M8	180.00mm	158.00mm	28.00mm

T-MATIC CONNECTORS



- Connects two extrusions at a 90° angle
- No machining required
- T-nut included

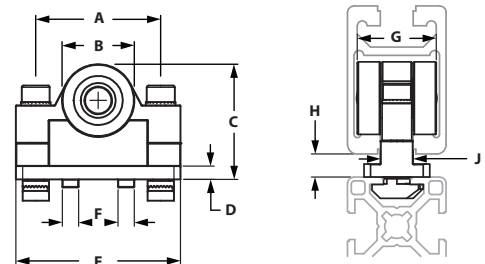


ITEM#	SERIES	A	B	C	D
671647	30	5.00mm	11.50mm	24.00mm	T45
671645	45	6.00mm	12.00mm	24.00mm	T50

C-CHANNEL SLIDING DOOR ROLLER



- Movable suspension for sliding doors built for profile item 670086
- M5 Hammer nuts, screws, and washers are included
- Used with slot 8 B-Series extrusions

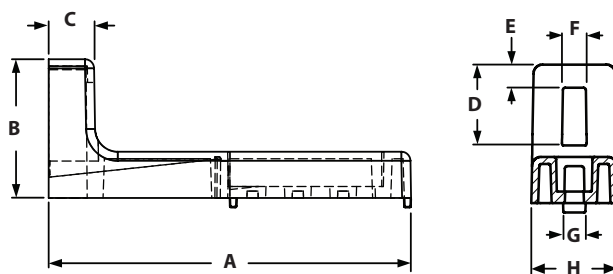


ITEM#	SERIES	EXTRUSION	A	B	C	D	E	F	G	H	J
671724	30	30mm	5.00mm	22.00mm	35.00mm	4.00mm	50.00mm	8.00mm	24.00mm	6.00mm	10.00mm

FLOOR MOUNT BRACKETS



- Connect extrusion to floor vertically
- Die-cast zinc



ITEM#	SERIES	EXTRUSION USE	A	B	C	D	E	F	G	H
671095	30	30 mm	120.00mm	45.00mm	15.00mm	15.00mm	30.00mm	8.00mm	10.00mm	19.00mm
671099	45	40 mm	160.00mm	60.00mm	20.00mm	20.00mm	38.00mm	10.00mm	10.00mm	25.00mm

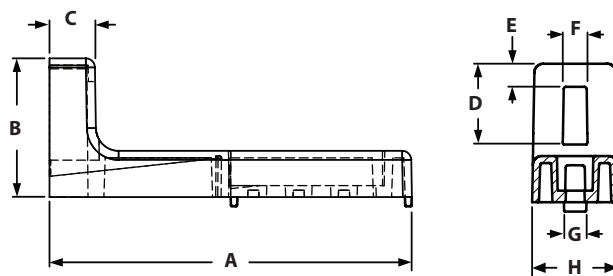
RECOMMENDED FASTENERS

ITEM#	SERIES	QTY	DESCRIPTION
651761	30	2	M6 x 10mm SHCS & M6 Hammer Nut
651743	45	2	M8 x 16mm SHCS & M8 Hammer Nut

ADJUSTABLE FLOOR MOUNT BRACKETS



- Connect extrusion to floor vertically adjustable; with adjustmet screw and threaded plate
- Die-cast zinc



ITEM#	SERIES	EXTRUSION USE	A	B	C	D	E	F	G	H
671096	30	30 mm	120.00mm	45.00mm	15.00mm	15.00mm	30.00mm	8.00mm	10.00mm	19.00mm
671100	45	40 mm	160.00mm	60.00mm	20.00mm	20.00mm	38.00mm	10.00mm	10.00mm	25.00mm

RECOMMENDED FASTENERS

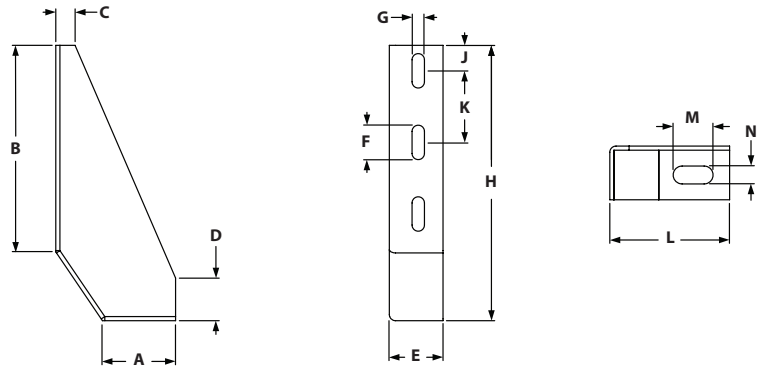
ITEM#	SERIES	QTY	DESCRIPTION
651761	30	2	M6 x 10mm SHCS & M6 Hammer Nut
651743	45	2	M8 x 16mm SHCS & M8 Hammer Nut

TSLOTS Hardware

FLOOR BRACKETS



◦ Material: Zinc Plated Steel



ITEM#	SERIES	EXTRUSION USE
671101	30/45	45 mm

A	B	C	D	E	F	G	H	J	K	L	M	N
53.00mm	150.00mm	14.00mm	31.00mm	42.00mm	25.00mm	9.00mm	200.00mm	18.50mm	52.00mm	87.00mm	29.00mm	13.00mm

RECOMMENDED FASTENERS

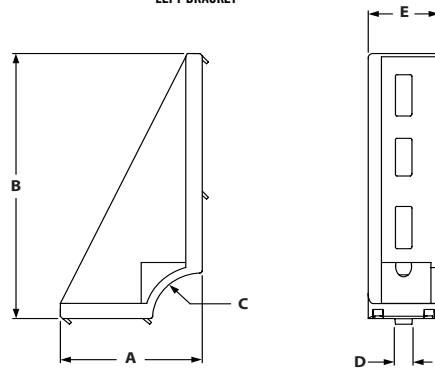
ITEM#	SERIES	QTY	DESCRIPTION
651744	30	3	M6 x 14mm SHCS & M6 Hammer Nut
651743	45	3	M8 x 16mm SHCS & M8 Hammer Nut

FLOOR BRACKETS 45



◦ Material: Die-cast aluminum

LEFT BRACKET



ITEM#	SERIES	EXTRUSION USE	STYLE	A	B	C	D	E
671208	45	45 mm	Left	86.00mm	175.00mm	30°	10.00mm	43.00mm

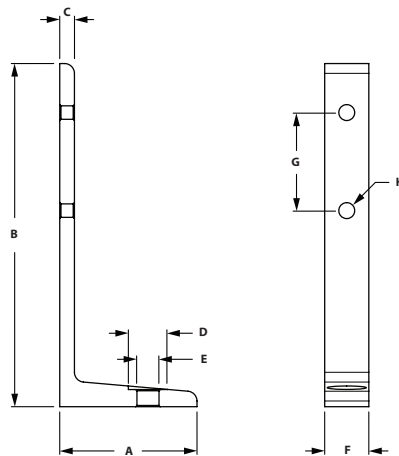
RECOMMENDED FASTENERS

ITEM#	SERIES	QTY	DESCRIPTION
651705	45	2	M8 x 20mm SHCS & Self-Aligning Tnut

2 HOLE FLOOR MOUNT BRACKET



- Strong economy base plates
- Bolts directly in the T-Slot
- Allows vertical adjustments



ITEM#	SERIES	EXTRUSION USE	A	B	C	D	E	F	G	H
671716	30	30 mm	56.00mm	140.00mm	6.00mm	22.00mm	11.00mm	27.00mm	40.00mm	7.00mm
671717	45	45 mm	56.00mm	140.00mm	6.00mm	28.00mm	13.50mm	41.00mm	40.00mm	9.00mm

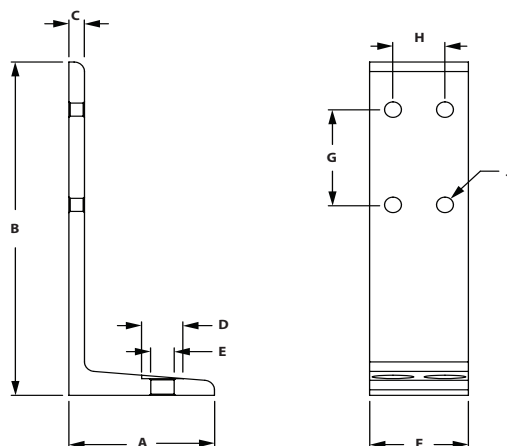
RECOMMENDED FASTENERS

ITEM#	SERIES	QTY	DESCRIPTION
651762	30	2	M6 x 16mm SHCS & M6 Hammer Nut
651743	45	2	M8 x 16mm SHCS & M8 Hammer Nut

4 HOLE FLOOR MOUNT BRACKET



- Strong economy base plates
- Bolts directly in the T-Slot
- Allows vertical adjustments



ITEM#	SERIES	A	B	C	D	E	F	G	H	J
671704	30	56.00mm	140.00mm	6.00mm	22.00mm	11.00mm	57.00mm	40.00mm	30.00mm	7.00mm
671705	45	56.00mm	140.00mm	6.00mm	28.00mm	13.50mm	86.00mm	40.00mm	45.00mm	9.00mm

RECOMMENDED FASTENERS

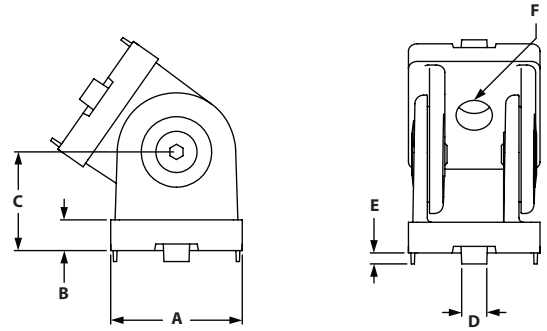
ITEM#	SERIES	QTY	DESCRIPTION
651762	30	4	M6 x 16mm SHCS & M6 Hammer Nut
651743	45	4	M8 x 16mm SHCS & M8 Hammer Nut

Pivot Joints

PIVOT JOINT 30



- Bushing enables pivot to be both structural and dynamic
- Locating pins can be removed to accommodate both extrusion end and side mount assembly



ITEM#	MATERIAL	SERIES	A	B	C	D	E	F
671102	Die Cast Zinc	30	30mm	7mm	22.5mm	8mm	2.5mm	8.3mm

RECOMMENDED FASTENERS (TO EXTRUSION SLOT)

ITEM#	SERIES	QTY	DESCRIPTION
651763	30	2	M8 x 14mm SHCS & Self-Aligning Tnut

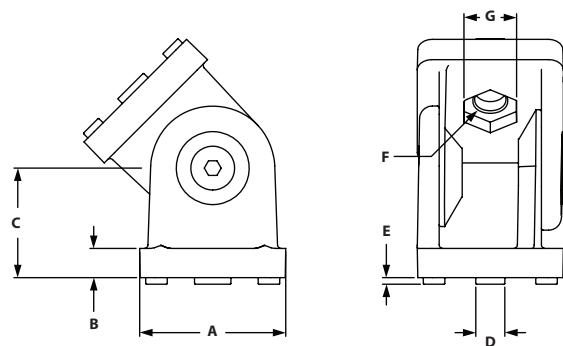
RECOMMENDED FASTENERS (TO EXTRUSION END)

BOLT ITEM	QTY	BOLT
651350	2	M8 x 25mm SHCS

PIVOT JOINT 40



- Bushing enables pivot to be both structural and dynamic
- Locating pins can be removed to accommodate both extrusion end and side mount assembly



ITEM#	MATERIAL	SERIES	A	B	C	D	E	F	G
664088	Die Cast Zinc	40	40mm	8mm	30mm	8mm	1.8mm	8.5mm	14mm

RECOMMENDED FASTENERS (TO EXTRUSION SLOT)

ITEM#	SERIES	QTY	DESCRIPTION
651764	40	2	M8 x 16mm SHCS & Self-Aligning Tnut

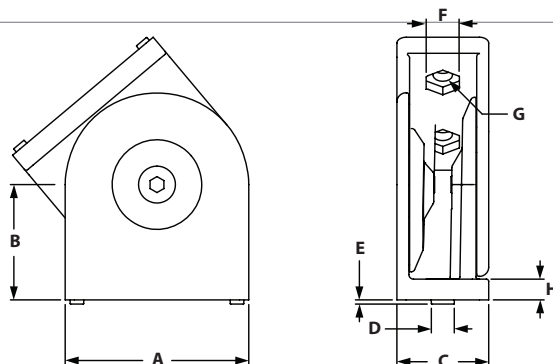
RECOMMENDED FASTENERS (TO EXTRUSION END)

ITEM#	SERIES	QTY	DESCRIPTION
651765	40	2	M8 x 30mm SHCS & Cutting Bushing

PIVOT JOINT 4080



- Bushing enables pivot to be both structural and dynamic
- Locating pins can be removed to accommodate both extrusion end and side mount assembly



ITEM#	MATERIAL	SERIES	A	B	C	D	E	F	G	H
671103	Die Cast Zinc	40	80mm	50mm	40mm	8mm	2.8mm	14mm	8.4mm	9mm

RECOMMENDED FASTENERS (TO EXTRUSION SLOT)

ITEM#	SERIES	QTY	DESCRIPTION
651764	40	4	M8 x 16mm SHCS & Self-Aligning Tnut

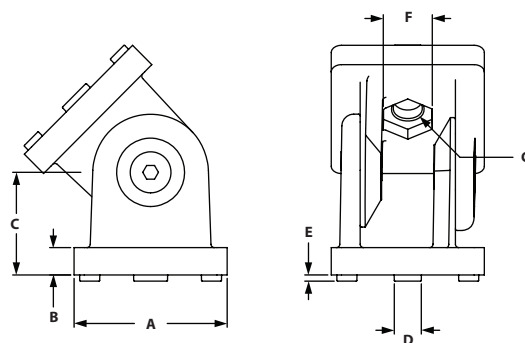
RECOMMENDED FASTENERS (TO EXTRUSION END)

ITEM#	SERIES	QTY	DESCRIPTION
651765	40	4	M8 x 30mm SHCS & Cutting Bushing

PIVOT JOINT 45



- Bushing enables pivot to be both structural and dynamic
- Locating pins can be removed to accommodate both extrusion end and side mount assembly



ITEM#	MATERIAL	SERIES	A	B	C	D	E	F	G
671106	Die Cast Zinc	45	45mm	8mm	30mm	10mm	1.8mm	14mm	8.5mm

RECOMMENDED FASTENERS (TO EXTRUSION SLOT)

ITEM#	SERIES	QTY	DESCRIPTION
651764	45	2	M8 x 16mm SHCS & Self-Aligning Tnut

RECOMMENDED FASTENERS (TO EXTRUSION END)

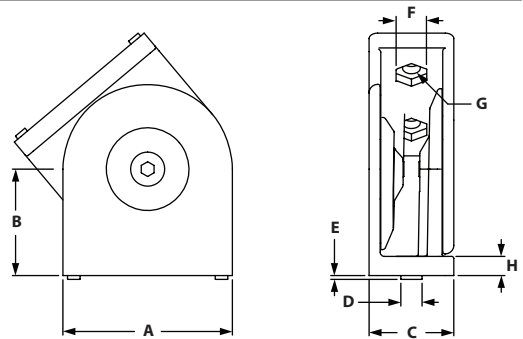
ITEM#	SERIES	QTY	DESCRIPTION
651765	45	2	M8 x 30mm SHCS & Cutting Bushing

Pivot Joints With Locking Lever

PIVOT JOINT 4590



- Bushing enables pivot to be both structural and dynamic
- Locating pins can be removed to accommodate both extrusion end and side mount assembly



ITEM#	MATERIAL	SERIES	A	B	C	D	E	F	G	H
671105	Die Cast Zinc	45	90mm	50mm	45mm	10mm	2mm	14mm	8.4mm	9mm

RECOMMENDED FASTENERS (TO EXTRUSION SLOT)

ITEM#	SERIES	QTY	DESCRIPTION
651764	40	4	M8 x 16mm SHCS & Self-Aligning Tnut

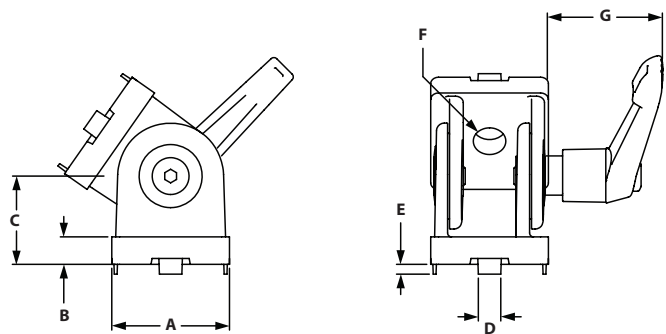
RECOMMENDED FASTENERS (TO EXTRUSION END)

ITEM#	SERIES	QTY	DESCRIPTION
651765	40	4	M8 x 30mm SHCS & Cutting Bushing

PIVOT JOINT 30 WITH LOCKING LEVER



- Bushing enables pivot to be both structural and dynamic
- Locating pins can be removed to accommodate both extrusion end and side mount assembly



ITEM#	MATERIAL	SERIES	A	B	C	D	E	F	G
671107	Die Cast Zinc	30	30mm	7mm	22.5mm	8mm	2.5mm	8.3mm	30mm

RECOMMENDED FASTENERS (TO EXTRUSION SLOT)

ITEM#	SERIES	QTY	DESCRIPTION
651763	30	2	M8 x 14mm SHCS & Self-Aligning Tnut

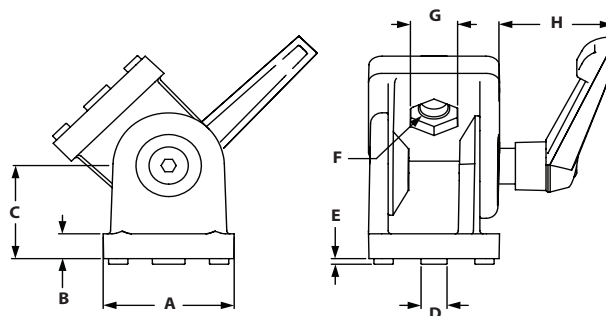
RECOMMENDED FASTENERS (TO EXTRUSION END)

BOLT ITEM	QTY	BOLT
651350	2	M8 x 25mm SHCs

PIVOT JOINT 40 WITH LOCKING LEVER



- Bushing enables pivot to be both structural and dynamic
- Locating pins can be removed to accommodate both extrusion end and side mount assembly



ITEM#	MATERIAL	SERIES	A	B	C	D	E	F	G	H
664089	Die Cast Zinc	40	40mm	8mm	30mm	8mm	1.8mm	8.5mm	14mm	41mm

RECOMMENDED FASTENERS (TO EXTRUSION SLOT)

ITEM#	SERIES	QTY	DESCRIPTION
651764	40	2	M8 x 16mm SHCS & Self-Aligning Tnut

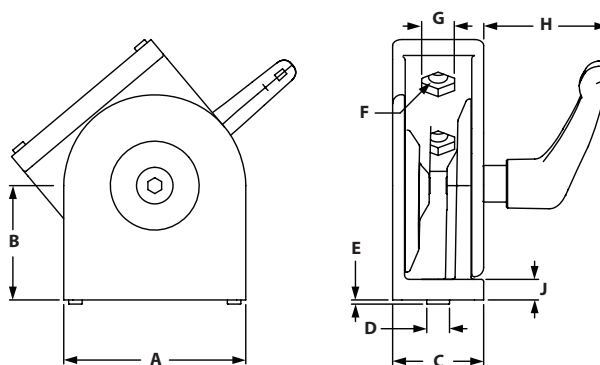
RECOMMENDED FASTENERS (TO EXTRUSION END)

ITEM#	SERIES	QTY	DESCRIPTION
651765	40	2	M8 x 30mm SHCS & Cutting Bushing

PIVOT JOINT 4080 WITH LOCKING LEVER



- Bushing enables pivot to be both structural and dynamic
- Locating pins can be removed to accommodate both extrusion end and side mount assembly



ITEM#	MATERIAL	SERIES	A	B	C	D	E	F	G	H	J
671108	Die Cast Zinc	40	80mm	50mm	40mm	10mm	2.8mm	14mm	8.4mm	9mm	9mm

RECOMMENDED FASTENERS (TO EXTRUSION SLOT)

ITEM#	SERIES	QTY	DESCRIPTION
651764	40	4	M8 x 16mm SHCS & Self-Aligning Tnut

RECOMMENDED FASTENERS (TO EXTRUSION END)

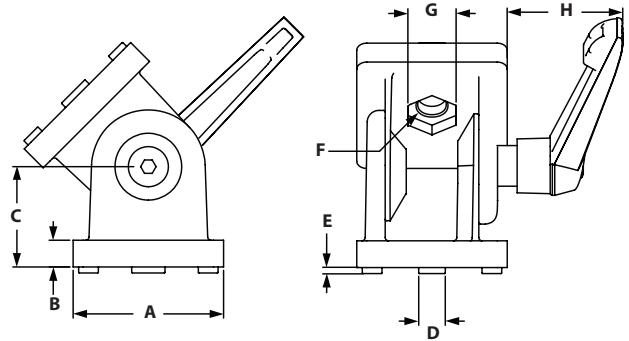
ITEM#	SERIES	QTY	DESCRIPTION
651765	40	4	M8 x 30mm SHCS & Cutting Bushing

Pivot Joints With Locking Lever

PIVOT JOINT 45 WITH LOCKING LEVER



- Bushing enables pivot to be both structural and dynamic
- Locating pins can be removed to accommodate both extrusion end and side mount assembly



ITEM#	MATERIAL	SERIES	A	B	C	D	E	F	G	H
671111	Die Cast Zinc	45	45mm	8mm	30mm	10mm	1.8mm	8.5mm	14mm	38mm

RECOMMENDED FASTENERS (TO EXTRUSION SLOT)

ITEM#	SERIES	QTY	DESCRIPTION
651764	45	2	M8 x 16mm SHCS & Self-Aligning Trnut

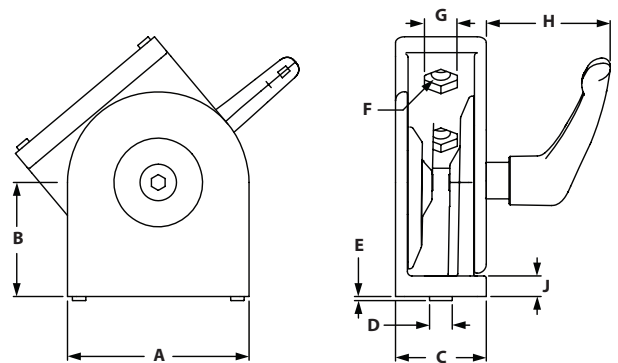
RECOMMENDED FASTENERS (TO EXTRUSION END)

ITEM#	SERIES	QTY	DESCRIPTION
651765	45	2	M8 x 30mm SHCS & Cutting Bushing

PIVOT JOINT 4590 WITH LOCKING LEVER



- Bushing enables pivot to be both structural and dynamic
- Locating pins can be removed to accommodate both extrusion end and side mount assembly



ITEM#	MATERIAL	SERIES	A	B	C	D	E	F	G	H	J
671110	Die Cast Zinc	45	90mm	50mm	45mm	10mm	8mm	8.4mm	14mm	51.3mm	9mm

RECOMMENDED FASTENERS (TO EXTRUSION SLOT)

ITEM#	SERIES	QTY	DESCRIPTION
651764	45	4	M8 x 16mm SHCS & Self-Aligning Trnut

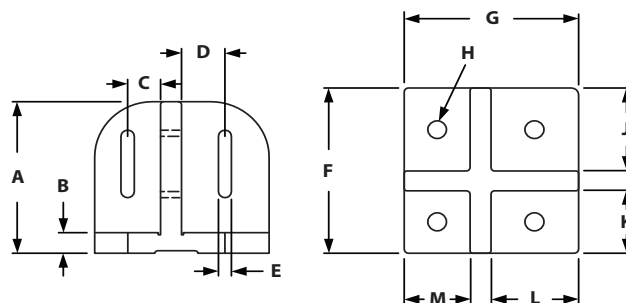
RECOMMENDED FASTENERS (TO EXTRUSION END)

ITEM#	SERIES	QTY	DESCRIPTION
651765	45	4	M8 x 30mm SHCS & Cutting Bushing

FG 120MM FOOTPLATE



- Flush mounting of supports
- Die-Cast aluminum
- Mount extrusions as posts



ITEM#	SERIES	A	B	C	D	E	F	G	H	J	K	L	M
671637	45	110mm	15mm	22.5mm	30mm	9mm	120mm	120mm	13mm	60mm	45mm	60mm	45mm

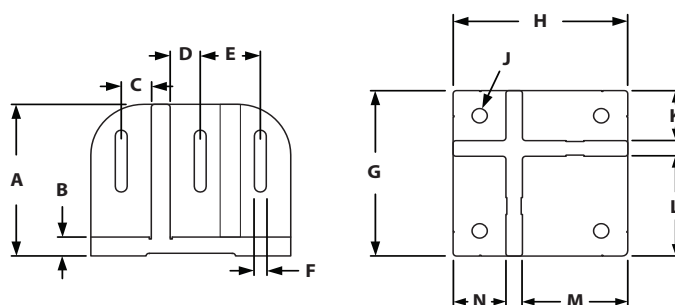
RECOMMENDED FASTENERS (TO EXTRUSION SLOT)

ITEM#	SERIES	QTY	DESCRIPTION
651766	45	2-4	M8 x 30mm Hammer Head & Flanged T-Nut

FG 150MM FOOTPLATE



- Flush mounting of supports
- Die-Cast aluminum
- Mount extrusions as posts



ITEM#	SERIES	A	B	C	D	E	F	G	H	J	K	L	M	N
671638	45	120mm	15mm	25mm	30mm	45mm	9mm	150mm	150mm	13mm	45mm	90mm	90mm	45mm

RECOMMENDED FASTENERS (TO EXTRUSION SLOT)

ITEM#	SERIES	QTY	DESCRIPTION
651766	45	2-4	M8 x 30mm Hammer Head & Flanged T-Nut

CONTENT

06 TLOTS Panels

Plastic Panels	328-331
PVC Coated Wire Mesh	331
Area Calculator Matrix	332
Panel Holder & Mesh Retainer Assembly	333
Uniblock & Clip Block	334
Plug in Profiles	335
Cover & Reduction Profile	336
Glass Panel Clamp	337

06 PANELS B-SERIES

TSLOTS Panels

ACRYLIC PANELS



- *Lightweight*
- *Weather resistant*
- *High optical clarity*
- *Great for displays or Partitions*

ITEM#	COLOR	MATERIAL	THICKNESS	STOCK SIZE
655424	Clear	Acrylic	.236" (6mm)	4' x 8' +.250"/-0
655425	Clear	Acrylic	.177" (4.5mm)	4' x 8' +.250"/-0
655426	White	Acrylic	.236" (6mm)	4' x 8' +.250"/-0
655427	White	Acrylic	.177" (4.5mm)	4' x 8' +.250"/-0
655428	Black	Acrylic	.236" (6mm)	4' x 8' +.250"/-0
655429	Black	Acrylic	.177" (4.5mm)	4' x 8' +.250"/-0
655430	Bronze	Acrylic	.236" (6mm)	4' x 8' +.250"/-0
655431	Bronze	Acrylic	.177" (4.5mm)	4' x 8' +.250"/-0

POLYCARBONATE PANELS




- *High durability and impact resistance*
- *High optical clarity*
- *Highly machinable*
- *Great for enclosures, guarding, or safety applications*

ITEM#	COLOR	MATERIAL	THICKNESS	STOCK SIZE
655432	Clear	Polycarbonate	.236" (6mm)	4' x 8' +.250"/-0
655433	Clear	Polycarbonate	.177" (4.5mm)	4' x 8' +.250"/-0
682883	Clear	Polycarbonate	.375" (9.5mm)	4' x 8' +.250"/-0
682884	Clear	Polycarbonate	.500" (12.7mm)	4' x 8' +.250"/-0
655448	Gray	Polycarbonate	.236" (6mm)	4' x 8' +.250"/-0
655449	Gray	Polycarbonate	.177" (4.5mm)	4' x 8' +.250"/-0
655434	Bronze	Polycarbonate	.236" (6mm)	4' x 8' +.250"/-0
655435	Bronze	Polycarbonate	.177" (4.5mm)	4' x 8' +.250"/-0

- *Machining Service – Panel Cut to Size 660062 & 660063*
- *Panels are ordered by the sq. ft.*
- *For custom panels contact Tslots. See page 4 for information*

HDPE PANELS



- Textured on both sides
- Impact and corrosion resistant
- Highly machinable
- Great for enclosures, guarding, or safety applications

ITEM#	COLOR	MATERIAL	THICKNESS	STOCK SIZE
655690	Black	HDPE	.236" (6mm)	4' x 8' +.250"/-0
655691	Blue	HDPE	.236" (6mm)	4' x 8' +.250"/-0
655695	Red	HDPE	.236" (6mm)	4' x 8' +.250"/-0

HAIRCELL ABS PANELS



- One smooth side and one textured side
- Impact resistant
- Highly machinable
- Great for workstations and partitions

ITEM#	COLOR	MATERIAL	THICKNESS	STOCK SIZE
655436	Black	Haircell ABS	.236" (6mm)	4' x 8' +.250"/-0
655437	Black	Haircell ABS	.177" (4.5mm)	4' x 8' +.250"/-0

- Machining Service – Panel Cut to Size 660062 & 660063
- Panels are ordered by the sq. ft.
- For custom panels contact Tslots. See page 4 for information

TSLOTS Panels

EXPANDED PVC PANELS



- Chemical and weather resistant
- Lightweight
- Highly machinable
- Great for displays and partitions

ITEM#	COLOR	MATERIAL	THICKNESS	STOCK SIZE
655440	Black	Expanded PVC	.236" (6mm)	4' x 8' +.250"/-0
655441	Black	Expanded PVC	.118" (3mm)	4' x 8' +.250"/-0
655442	Red	Expanded PVC	.236" (6mm)	4' x 8' +.250"/-0
655443	Red	Expanded PVC	.118" (3mm)	4' x 8' +.250"/-0
655444	Blue	Expanded PVC	.236" (6mm)	4' x 8' +.250"/-0
655445	Blue	Expanded PVC	.118" (3mm)	4' x 8' +.250"/-0
655446	Gray	Expanded PVC	.236" (6mm)	4' x 8' +.250"/-0
655447	Gray	Expanded PVC	.118" (3mm)	4' x 8' +.250"/-0
655438	White	Expanded PVC	.236" (6mm)	4' x 8' +.250"/-0
655439	White	Expanded PVC	.118" (3mm)	4' x 8' +.250"/-0
682882	Clear	PVC	.236" (6mm)	4' x 8' +.250"/-0
655450	Yellow	Expanded PVC	.236" (6mm)	4' x 8' +.250"/-0
655451	Yellow	Expanded PVC	.118" (3mm)	4' x 8' +.250"/-0

ALUMALITE PANELS



- Weather resistant
- High durability
- Lightweight alternative to solid aluminum plate
- Great for workstations, enclosures, or displays

ITEM#	COLOR	MATERIAL	THICKNESS	STOCK SIZE
655452	Blue	Alupalite	.236" (6mm)	4' x 8' +.250"/-0
655454	Silver	Alupalite	.236" (6mm)	4' x 8' +.250"/-0

- Machining Service – Panel Cut to Size 660062 & 660063
- Panels are ordered by the sq. ft.
- For custom panels contact Tslots. See page 4 for information

ALUCOBOND PANELS



- Weather resistant
- High durability
- Lightweight alternative to solid aluminum plate
- Great for workstations, enclosures, or displays
- Platinum only on one side
- Aluminum sheets separated by thermoplastic core

ITEM#	COLOR	MATERIAL	THICKNESS	STOCK SIZE
655457	Platinum	Alucobond	.157" (4mm)	4' x 8' +.250"/-0

DIE BOND PANELS



- Weather resistant
- High durability
- Lightweight alternative to solid aluminum plate
- Great for workstations, enclosures, or displays
- White on one side and black on the other side

ITEM#	COLOR	MATERIAL	THICKNESS	STOCK SIZE
655857	White/Black	Diebond	.118" (3mm)	4' x 8' +.250"/-0

WIRE MESH



- Great for workstations, enclosures, or displays
- See page 447 for cutting
- Use calculation matrix on page 322 to measure area

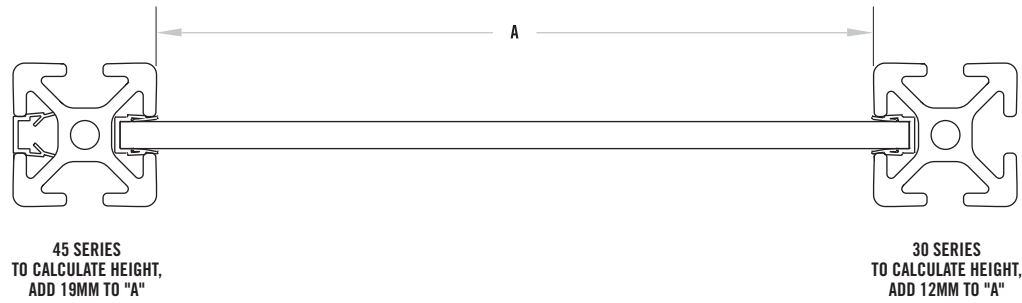
ITEM#	SIZE	COLOR	MATERIAL	GAUGE	OVERALL THICKNESS	STOCK SIZE
655318	.5" x .5"	Black	PVC	16	.140"	4' x 8' +.250"/-0
655319	.5" x .5"	Yellow	PVC	16	.140"	4' x 8' +.250"/-0
655316	1" x 1"	Black	PVC	12	.210"	4' x 8' +.250"/-0
655317	1" x 1"	Yellow	PVC	12	.210"	4' x 8' +.250"/-0
655818	2" x 2"	Black	PVC	12	.210"	4' x 8' +.250"/-0
655830	2" x 2"	Yellow	PVC	12	.210"	4' x 8' +.250"/-0

TSLOTS Panels

AREA CALCULATION MATRIX

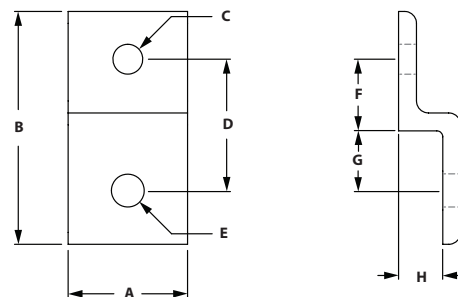
HOW TO USE THE MATRIX

- Round both length and width dimensions up to the next 6" increment
- Find the length and width along the top and side of area calculation matrix
- Find the area in square feet at the intersection of the length and width matrix



		WIDTH									
		6"	12"	18"	24"	30"	36"	42"	48"	54"	60"
LENGTH	6"	0.25	0.50	0.75	1.00	1.25	1.50	1.75	2.00	2.25	2.50
	12"	0.50	1.00	1.50	2.00	2.50	3.00	3.50	4.00	4.50	5.00
	18"	0.75	1.50	2.25	3.00	3.75	4.50	5.25	6.00	6.75	7.50
	24"	1.00	2.00	3.00	4.00	5.00	6.00	7.00	8.00	9.00	10.00
	30"	1.25	2.50	3.75	5.00	6.25	7.50	8.75	10.00	11.25	12.50
	36"	1.50	3.00	4.50	6.00	7.50	9.00	10.50	12.00	13.50	15.00
	42"	1.75	3.50	5.25	7.00	8.75	10.50	12.25	14.00	15.75	17.50
	48"	2.00	4.00	6.00	8.00	10.00	12.00	14.00	16.00	18.00	20.00
	54"	2.25	4.50	6.75	9.00	11.25	13.50	15.75	18.00	20.25	22.50
	60"	2.50	5.00	7.50	10.00	12.50	15.00	17.50	20.00	22.50	25.00
	66"	2.75	5.50	8.25	11.00	13.75	16.50	19.25	22.00	24.75	27.50
	72"	3.00	6.00	9.00	12.00	15.00	18.00	21.00	24.00	27.00	30.00
	78"	3.25	6.50	9.75	13.00	16.25	19.50	22.75	26.00	29.25	32.50
	84"	3.50	7.00	10.50	14.00	17.50	21.00	24.50	28.00	31.50	35.00
	90"	3.75	7.50	11.25	15.00	18.75	22.50	26.25	30.00	33.75	37.50
	96"	4.00	8.00	12.00	16.00	20.00	24.00	28.00	32.00	36.00	40.00
	102"	4.25	8.50	12.75	17.00	21.25	25.50	29.75	34.00	38.25	42.50
108"	4.50	9.00	13.50	18.00	22.50	27.00	31.50	36.00	40.50	45.00	

PANEL HOLDER

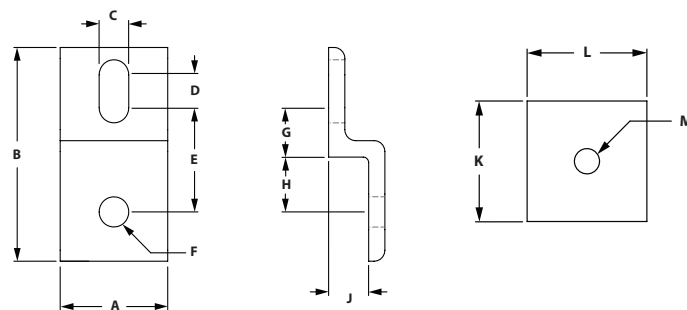


ITEM#	SERIES	A	B	C	D	E	F	G	H
671714	45	45.00mm	88.00mm	M8	49.00mm	9.00mm	26.50mm	22.50mm	17.50mm

RECOMMENDED FASTENERS (EXTRUSION SLOT)

ITEM#	SERIES	QTY	DESCRIPTION
651708	45	1	M8 x 18mm BHSCS & M8 Hammer Nut

WIRE MESH RETAINER WITH BACK BACK PLATE



ITEM#	SERIES	A	B	C	D	E	F	G	H	J	K	L	M
671715	45	45.00mm	88.00mm	9.00mm	18.00mm	40.00mm	9.00mm	17.50mm	22.50mm	17.50mm	45.00mm	45.00mm	M8

RECOMMENDED FASTENERS (EXTRUSION SLOT)

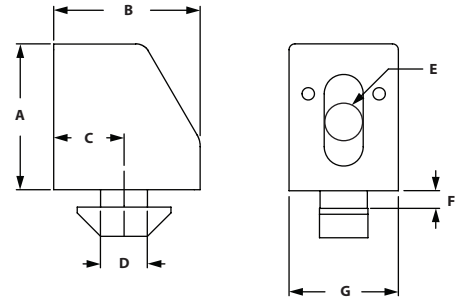
ITEM#	SERIES	QTY	DESCRIPTION
651708	45	1	M8 x 18mm BHSCS & M8 Hammer Nut

TLOTS Panel Hardware

UNIBLOCKS



- Uniblock inserts from the top then twists 90° to lock into place.
- Made of Black Nylon
- .5" offset from edge for hole placement of panel.

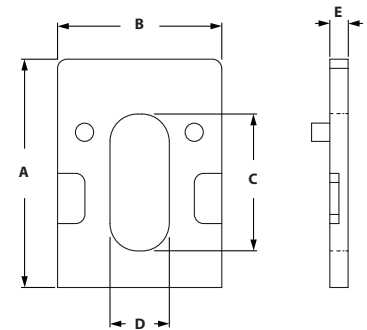


ITEM#	SERIES	A	B	C	D	E-THREAD	F	G
671236	30	25mm	18.5mm	7mm	8mm	M6	2.2mm	18.5mm
671237	30	25mm	18.5mm	7mm	8mm	1/4-20	2.2mm	18.5mm
671242	45	25mm	25mm	8.5mm	10mm	M6	5.8mm	18.5mm
671238	45	25mm	25mm	9.5mm	10mm	M6	5.8mm	18.5mm
671240	45	25mm	25mm	14mm	10mm	M6	5.5mm	18.5mm
671241	45	25mm	25mm	14mm	10mm	1/4-20	5.5mm	18.5mm

UNIBLOCK SPACERS



- Work with panel mount block to increase thickness
- Allows for offset panel mounting
- Reduces movement and vibration

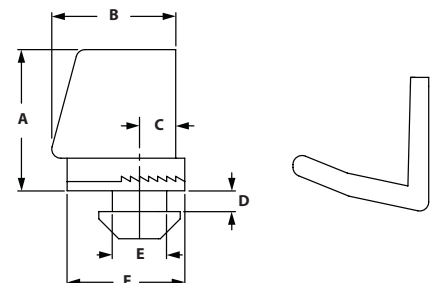


ITEM#	SERIES	A	B	C	D	E
671046	30/45	25mm	18.5mm	15mm	6.5mm	3mm
671047	30/45	25mm	18.5mm	15mm	6.5mm	5mm

CLIP BLOCK



- Requires no machining or hardware
- Clip secures the panel to the block and the block increases stability to the panel
- Clip can be removed with a flat head screwdriver

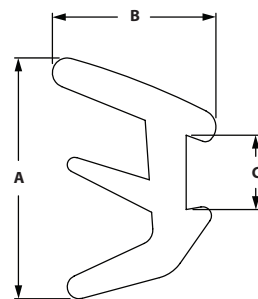


ITEM#	SERIES	A	B	C	D	E	F
671048	30	21mm	18mm	7mm	2.2mm	8mm	19.5mm
671049	45	21mm	18mm	14mm	5.8mm	10mm	19.5mm

PLUG IN PROFILE



- Secure panels in the slot and fill the slot
- This is sold in meters
- For panels 2-4mm for 8mm slots
- For panels 4-6mm for 10mm slots



ITEM#
671021

SERIES
45

A
18mm

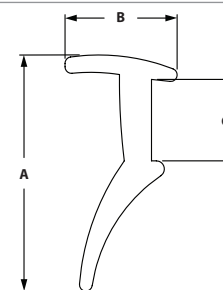
B
10.5mm

C
4.7mm

PLUG IN PROFILE



- Secure panels in the slot and fill the slot
- This is sold in meters
- For panels 2-4mm for 8mm slots
- For panels 4-6mm for 10mm slots



ITEM#
671022

SERIES
45

A
13.4mm

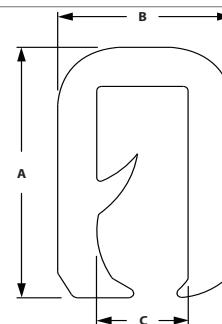
B
6.5mm

C
4.7mm

WIRE EDGE COVER



- Applied to the edge of wire mesh to prevent cuts
- Creates a clean and a safe guarding



ITEM#
655312

COLOR
Black

MATERIAL
PVC/Aluminum

A
13.80mm

B
9.00mm

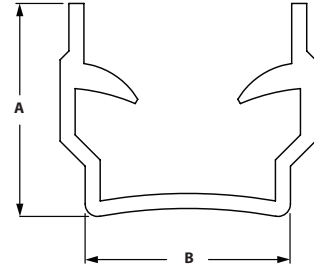
C
4.75mm

TSLOTS Panel Hardware

COVER AND REDUCTION PROFILE



- To cover size 8 profile slots
- Secures panels with a thickness of 2-6 mm

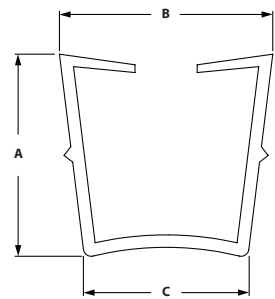


ITEM#	SERIES	LENGTH	A	B
683766	20	2 Meters	5.75mm	5.2mm
671023	30	2 Meters	8.8mm	8.2mm

COVER AND REDUCTION PROFILE



- To cover size 10 profile slots
- Secures panels with a thickness of 2-8 mm

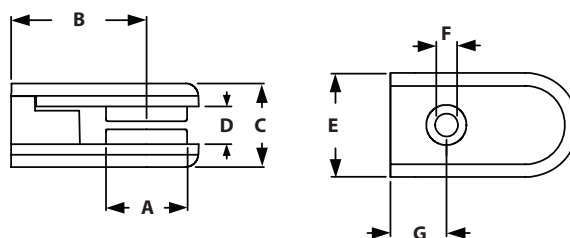


ITEM#	SERIES	LENGTH	A	B	C
671024	45	2 Meters	12.8mm	13.7mm	10.2mm

GLASS PANEL CLAMP



- To fix glass and other panels to extrusion
- Die-cast zinc
- For panels 2-9.5mm
- Included fasteners- M5 x 16mm SHCS Bright Zinc (connect clamps together) and 5 rubber pads for panels



ITEM#	SERIES	A	B	C	D	E	F	G
671043	30/45	19.5mm	32.5mm	20mm	9mm	25mm	5.5mm	13.5mm

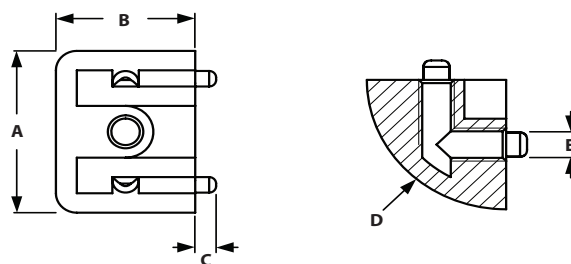
RECOMMENDED FASTENERS

ITEM#	SERIES	QTY	DESCRIPTION
651783	30	1	M5 x 14mm BHSCS & Roll-In Tnut
651784	45	1	M5 x 18mm SHCS & Hammer Nut

GLASS PANEL CORNER CONNECTION



- To make corner connection with two panels using two glass panel clamps
- Die-cast zinc
- Included fasteners- 2 screws M5 x 12mm SHCS Bright Zinc



ITEM#	SERIES	B	C	D	E
671044	30/45	20mm	3mm	R20	M5

CONTENT

02 Structural Extrusions

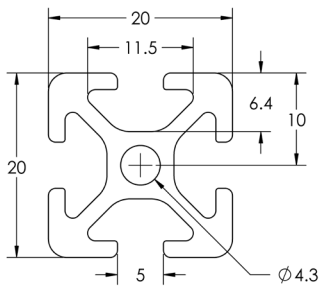
Metric Extrusion	340-364
------------------------	---------

02 METRIC EXTRUSIONS

Metric Extrusions

Clear Anodized - **650045**
 Black Anodized - **650145**
 Yellow Powdercoat - **650245**

TS20-20M



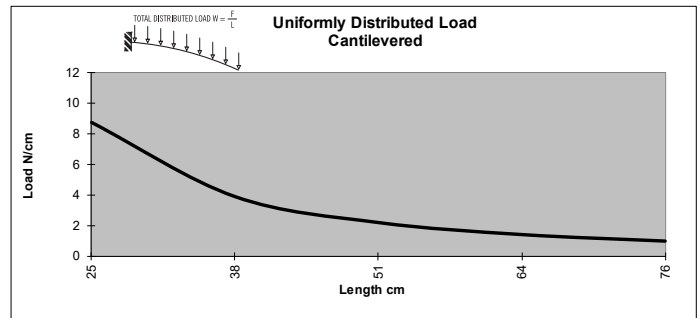
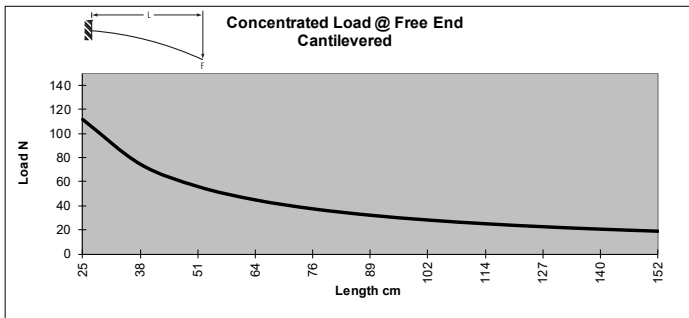
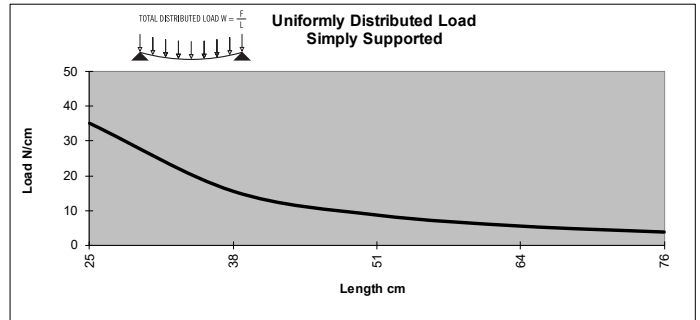
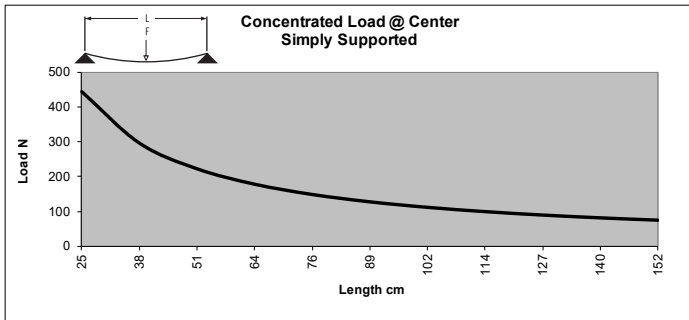
SPECIFICATIONS

Length Clear	240" (6 m)
Length Black	240" (6 m)
Length Yellow	144" (3.6 m)
Weight	0.335 lbs/ft (0.498 kg/m)
Estimated Area	0.279 in ² (1.799 cm ²)
Moment of Inertia	I _x 0.017= in ⁴ (0.707 cm ⁴)
	I _y 0.017= in ⁴ (0.707 cm ⁴)

MACHINING SERVICES

CTL	660002
Single Access Hole	660123
Tap M5	660124

BEAM SELECTION BY LOAD AND LENGTH

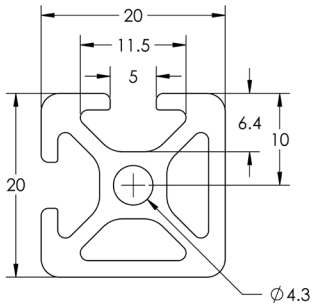


* Charts based on allowable loads related to yield strength with a margin of safety equal to five.

» For deflection equations see page 10

TS20-20M BISLOT AD

Clear Anodized - 650049



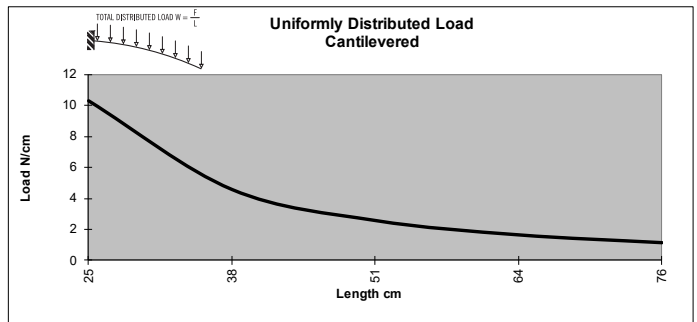
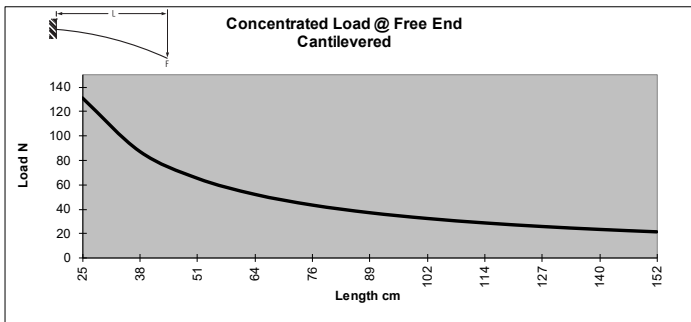
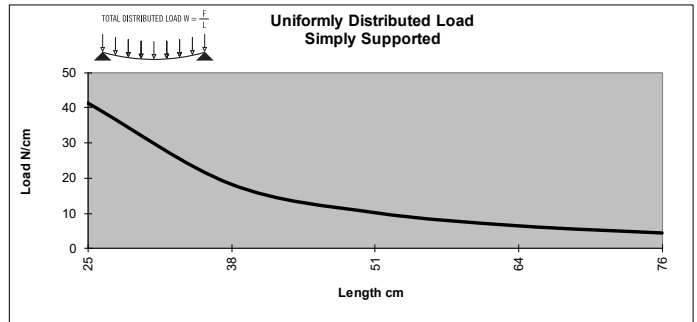
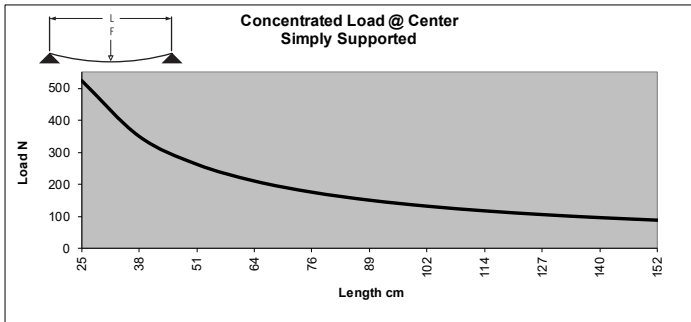
SPECIFICATIONS

Length Clear	240" (6 m)
Weight	0.362 lbs/ft (0.538 kg/m)
Estimated Area	0.302 in ² (1.948 cm ²)
Moment of Inertia	I _x 0.020 = in ⁴ (0.832 cm ⁴)
	I _y 0.020 = in ⁴ (0.832 cm ⁴)

MACHINING SERVICES

CTL	660002
Single Access Hole	660123
Tap M5	660124

BEAM SELECTION BY LOAD AND LENGTH



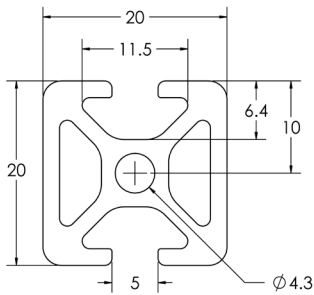
* Charts based on allowable loads related to yield strength with a margin of safety equal to five.

» For deflection equations see page 10

Metric Extrusions

TS20-20M BISLOT OPP

Clear Anodized - 650050



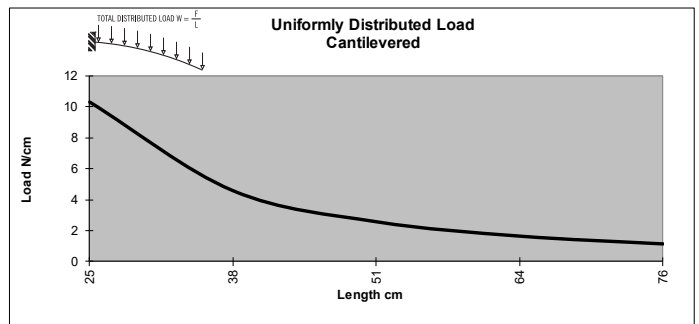
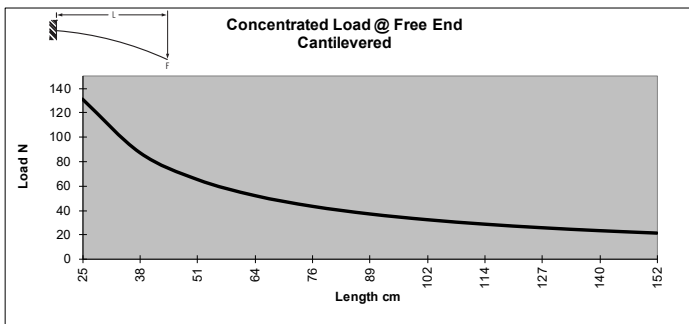
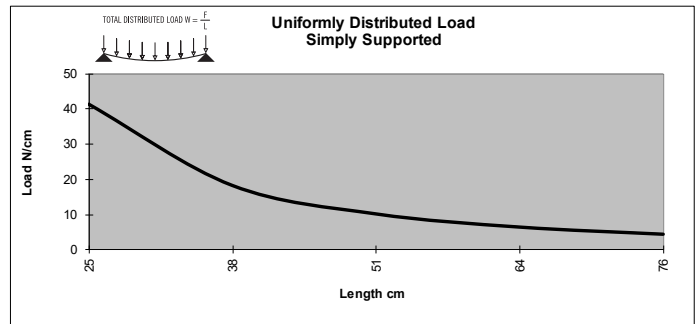
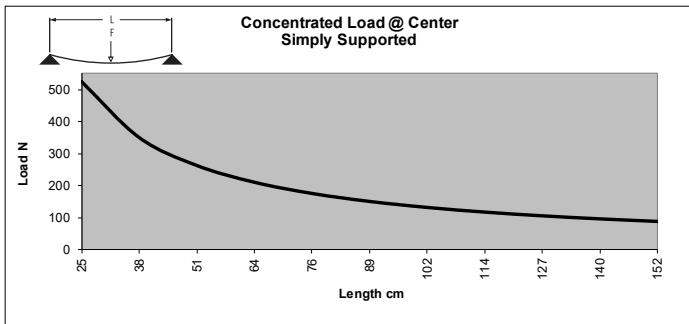
SPECIFICATIONS

Length Clear	240" (6 m)
Weight	0.362 lbs/ft (0.538 kg/m)
Estimated Area	0.302 in ² (1.948 cm ²)
Moment of Inertia	$I_x .020 = \text{in}^4$ (0.832 cm ⁴)
	$I_y .020 = \text{in}^4$ (0.832 cm ⁴)

MACHINING SERVICES

CTL	660002
Single Access Hole	660123
Tap M5	660124

BEAM SELECTION BY LOAD AND LENGTH

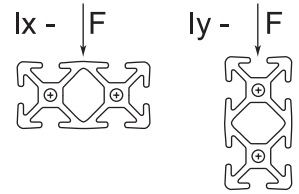
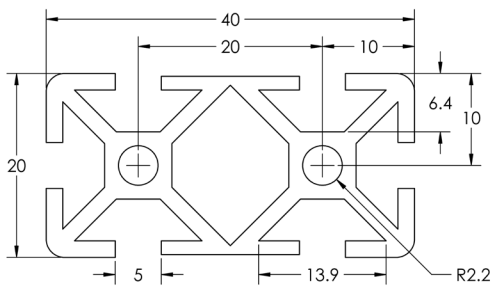


* Charts based on allowable loads related to yield strength with a margin of safety equal to five.

» For deflection equations see page 10

TS20-40M

Clear Anodized - **650046**
 Black Anodized - **650146**



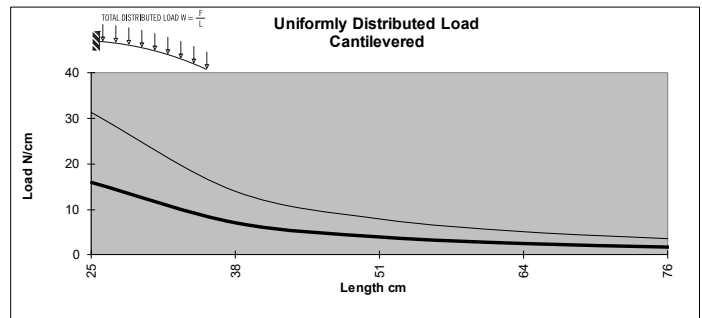
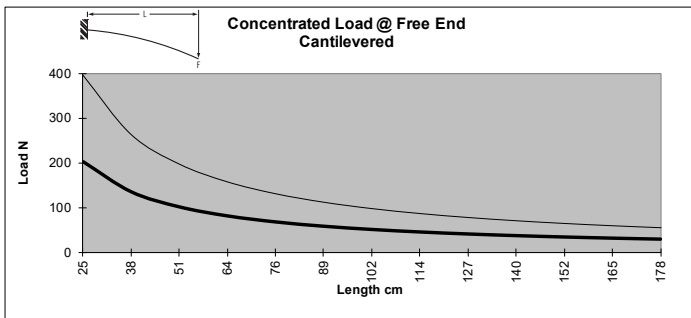
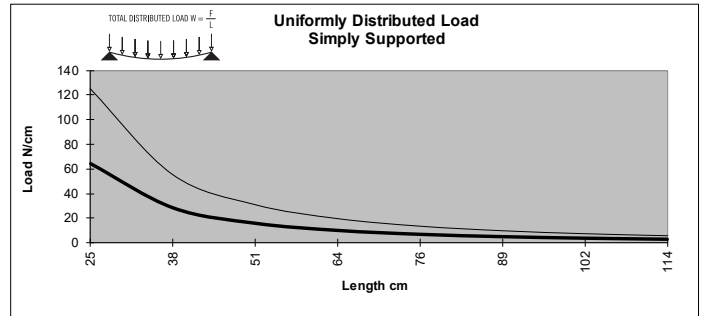
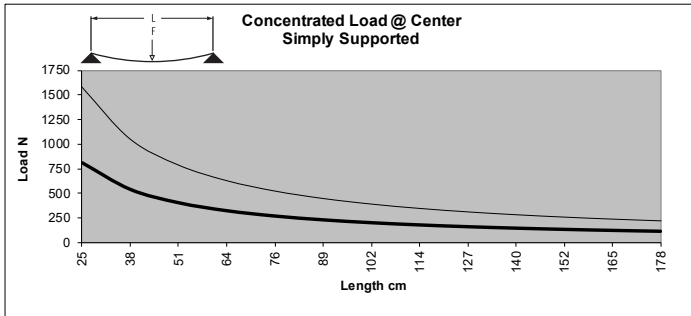
SPECIFICATIONS

Length Clear	240" (6 m)
Weight	0.606 lbs/ft (0.901 kg/m)
Estimated Area	0.505 in ² (3.258 cm ²)
Moment of Inertia	Ix 0.031= in ⁴ (1.290 cm ⁴)
		Iy 0.121= in ⁴ (5.036 cm ⁴)

MACHINING SERVICES

CTL	660000
Single Access Hole	660123
Tap M5	660189

BEAM SELECTION BY LOAD AND LENGTH



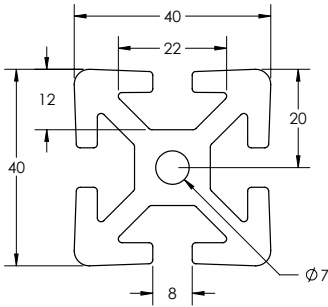
* Charts based on allowable loads related to yield strength with a margin of safety equal to five.

» For deflection equations see page 10

Metric Extrusions

Clear Anodized - **650032**
 Black Anodized - **650132**
 Yellow Powdercoat - **650232**

TS40-40M



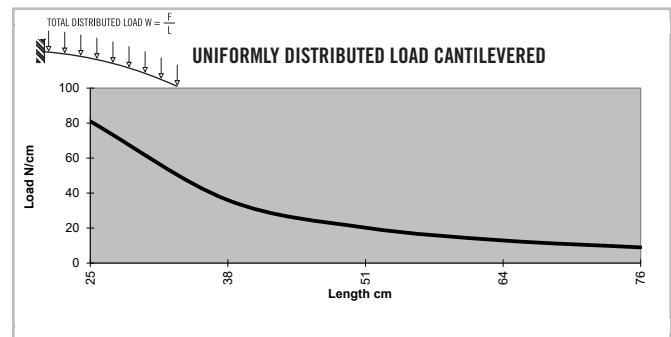
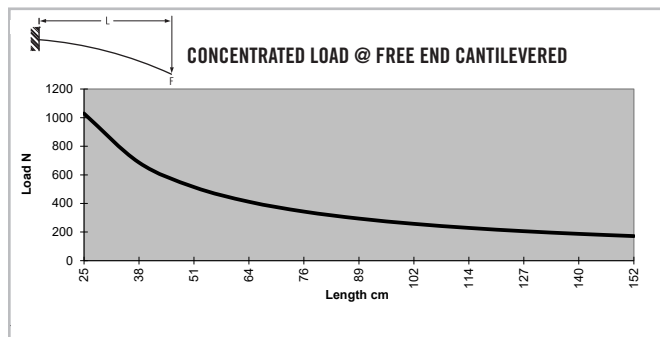
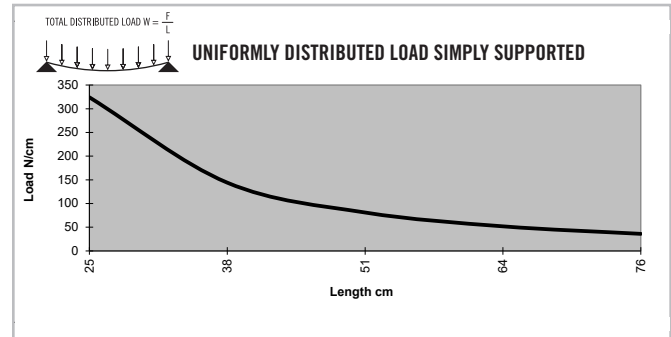
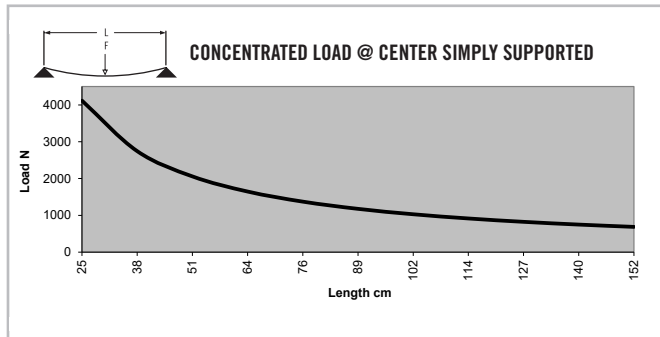
SPECIFICATIONS

Length Clear	240" (6 m)
Length Black	240" (6 m)
Length Yellow	144" (3.6 m)
Weight	1.533 lbs/ft (2.281 kg/m)
Estimated Area	1.309 in ² (8.447 cm ²)
Moment of Inertia	$I_x = .314 \text{ in}^4$ (13.063 cm ⁴)
	$I_y = .314 \text{ in}^4$ (13.063 cm ⁴)

MACHINING SERVICES

CTL	660003
Single Access Hole	660028
Single Anchor Fastener	660020
Tap 5/16 - 18	660034
Tap M8	660033

BEAM SELECTION BY LOAD AND LENGTH

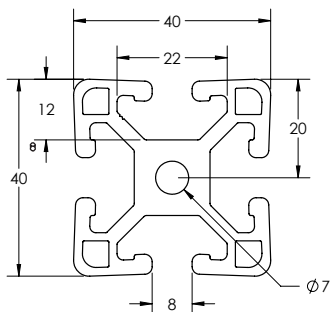


* Charts based on allowable loads related to yield strength with a margin of safety equal to five.

» For deflection equations see page 10

TS40-40LM

Clear Anodized - **650033**
 Black Anodized - **650133**



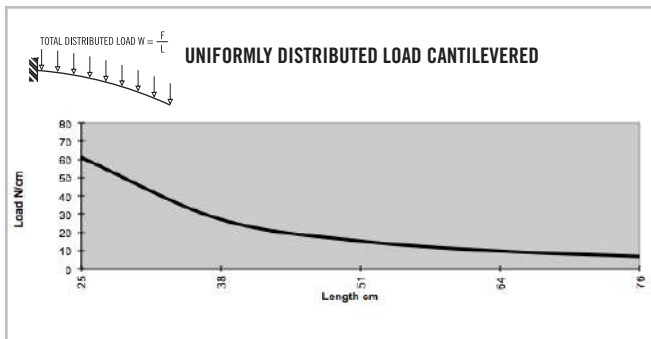
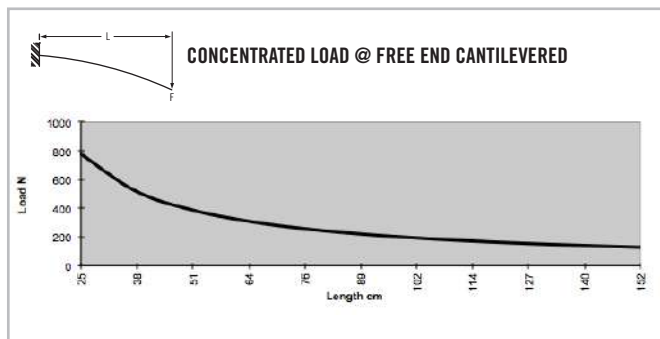
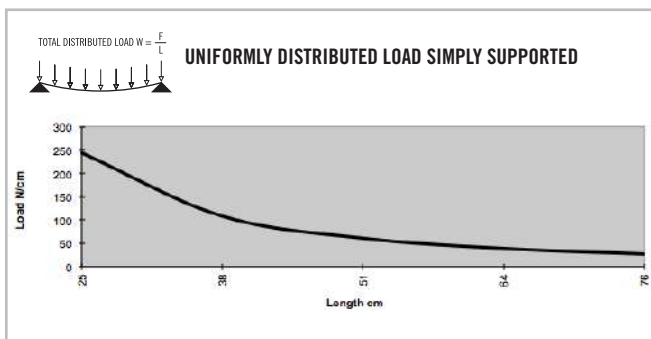
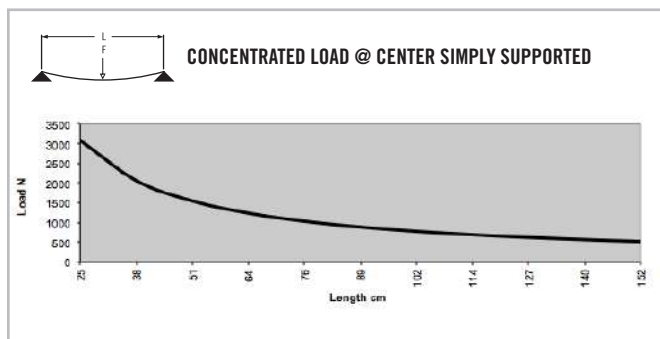
SPECIFICATIONS

Length	240" (6 m)
Weight	1.242 lbs/ft (1.848 kg/m)
Estimated Area	1.050 in ² (6.774 cm ²)
Moment of Inertia	$I_x = .236 \text{ in}^4 (9.823 \text{ cm}^4)$ $I_y = .236 \text{ in}^4 (9.823 \text{ cm}^4)$

MACHINING SERVICES

CTL	660003
Single Access Hole	660028
Single Anchor Fastener	660020
Tap 5/16 - 18	660034
Tap M8	660033

BEAM SELECTION BY LOAD AND LENGTH



* Charts based on allowable loads related to yield strength with a margin of safety equal to five.

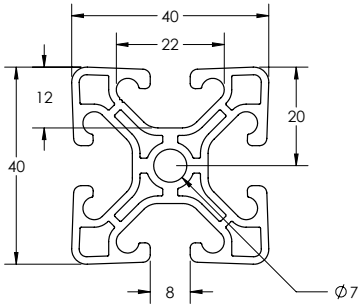
» For deflection equations see page 10

Metric Extrusions

TS40-40VLM

Clear Anodized - **650034**

Black Anodized - **650134**



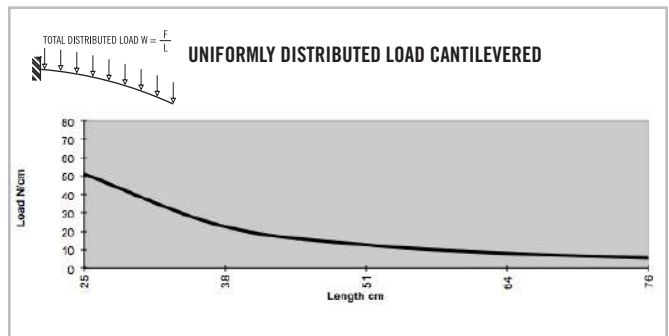
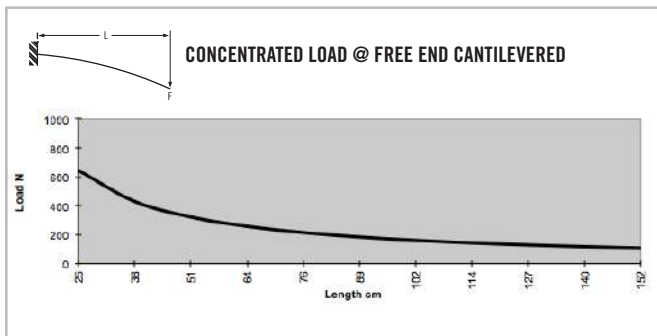
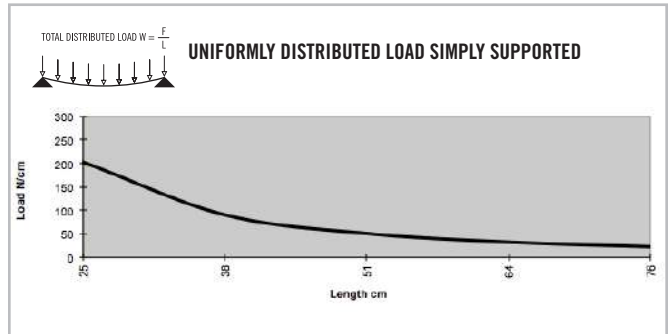
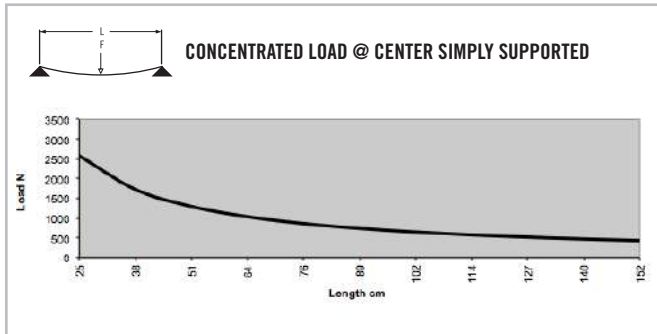
SPECIFICATIONS

Length240" (6 m)
Weight	1.020 lbs/ft (1.518 kg/m)
Estimated Area	0.836 in ² (5.394 cm ²)
Moment of Inertia	$I_x = .1972 \text{ in}^4$ (8.21 cm ⁴)
		$I_y = .1972 \text{ in}^4$ (8.21 cm ⁴)

MACHINING SERVICES

CTL	660003
Single Access Hole	660028
Single Anchor Fastener	660020
Tap 5/16 - 18	660034
Tap M8	660033

BEAM SELECTION BY LOAD AND LENGTH

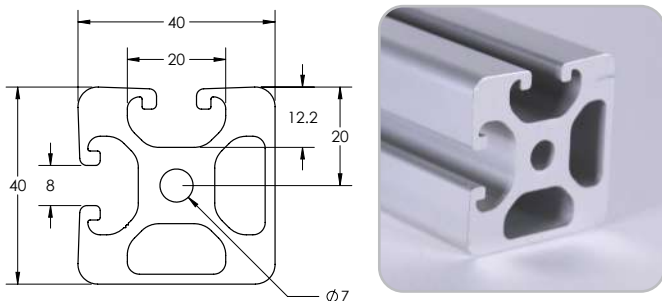


* Charts based on allowable loads related to yield strength with a margin of safety equal to five.

» For deflection equations see page 10

TS40-40M BISLOT ADJ

Clear Anodized - 650055



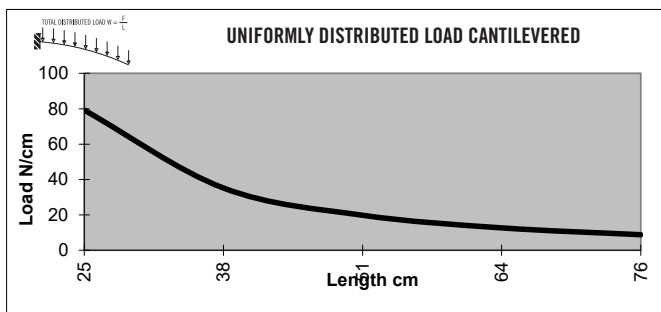
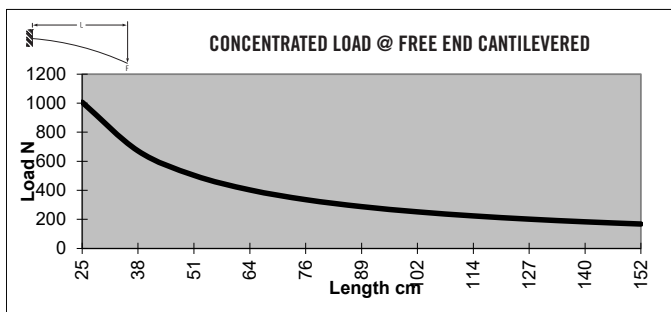
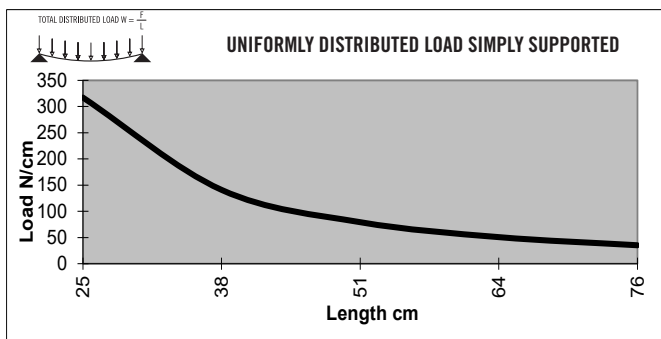
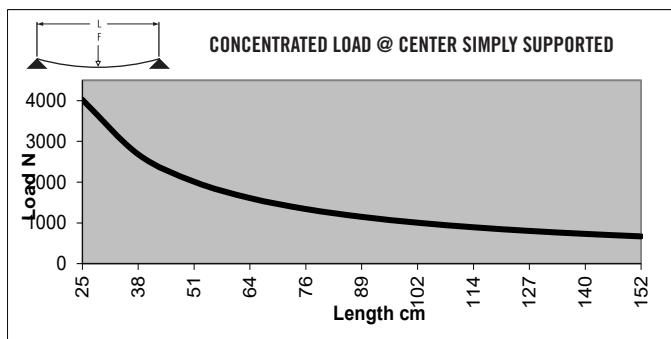
SPECIFICATIONS

Length	240" (6 m)
Weight	1.471 lbs/ft (2.190kg/m)
Estimated Area	1.257 in ² (8.109 cm ²)
Moment of Inertia	I _x =.307 in ⁴ (12.773 cm ⁴) I _y =.307 in ⁴ (12.773 cm ⁴)

MACHINING SERVICES

CTL	660003
Single Access Hole	660028
Single Anchor Fastener	660020
Tap 5/16 - 18	660034
Tap M8	660033

BEAM SELECTION BY LOAD AND LENGTH



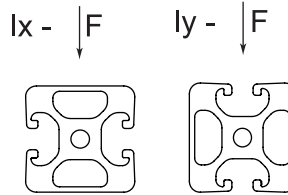
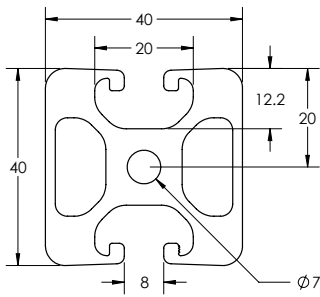
* Charts based on allowable loads related to yield strength with a margin of safety equal to five.

» For deflection equations see page 10

Metric Extrusions

TS40-40M BISLOT OPP

Clear Anodized - 650054



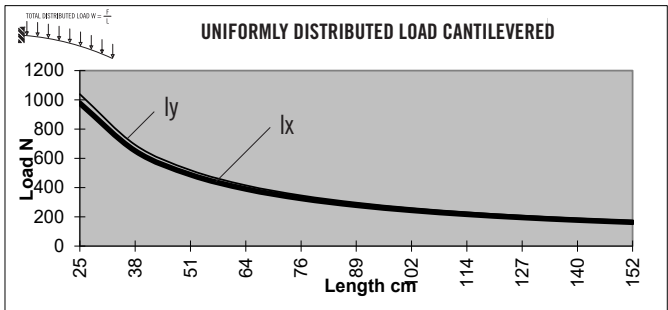
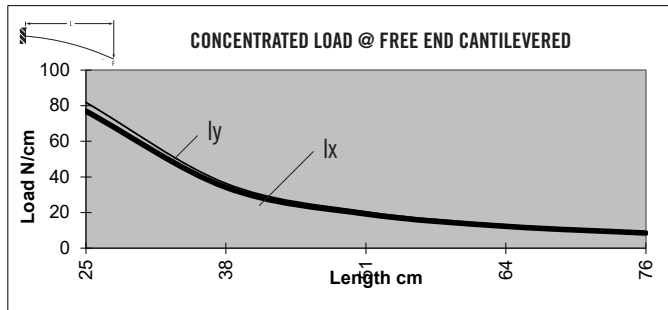
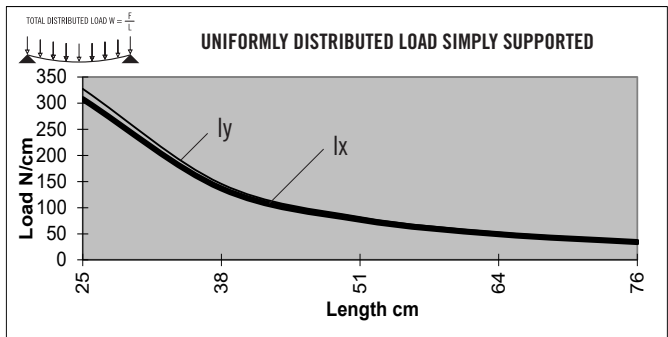
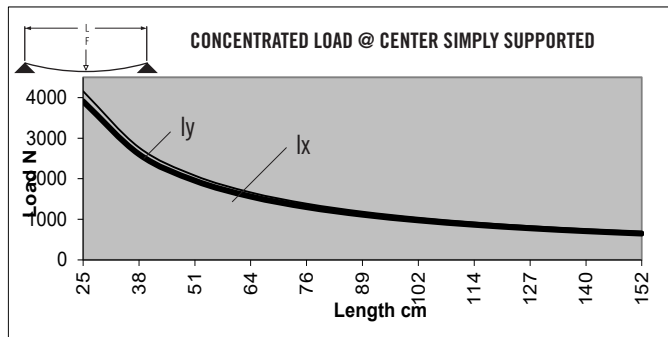
SPECIFICATIONS

Length Clear	240" (6 m)
Weight	1.472 lbs/ft (2.191 kg/m)
Estimated Area	1.257 in ² (8.112 cm ²)
Moment of Inertia	lx=.298 in ⁴ (12.407 cm ⁴)
	ly=.317 in ⁴ (13.193 cm ⁴)

MACHINING SERVICES

CTL	660003
Single Access Hole	660028
Single Anchor Fastener	660020
Tap 5/16 - 18	660034
Tap M8	660033

BEAM SELECTION BY LOAD AND LENGTH

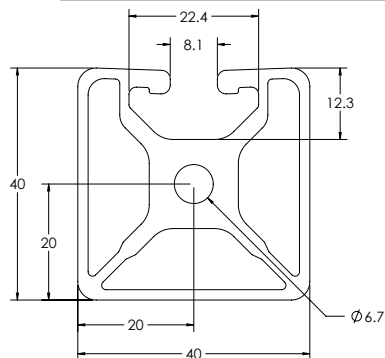


* Charts based on allowable loads related to yield strength with a margin of safety equal to five.

» For deflection equations see page 10

TS40-40LM MONOSLOT

Clear Anodized - 650059



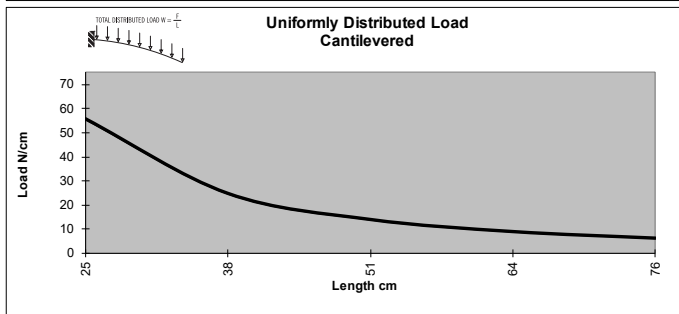
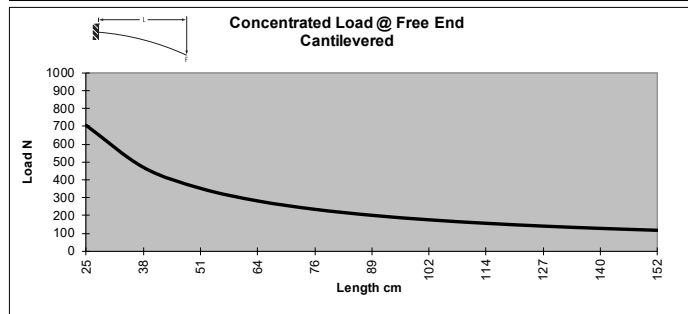
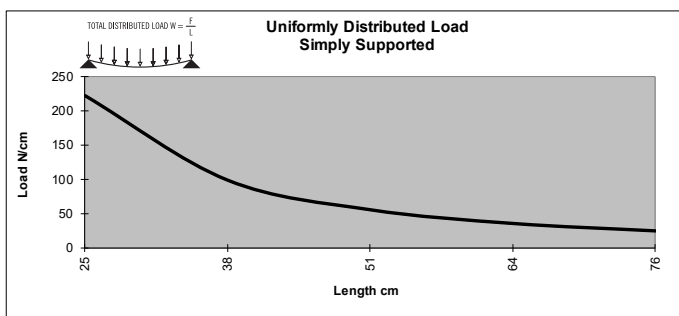
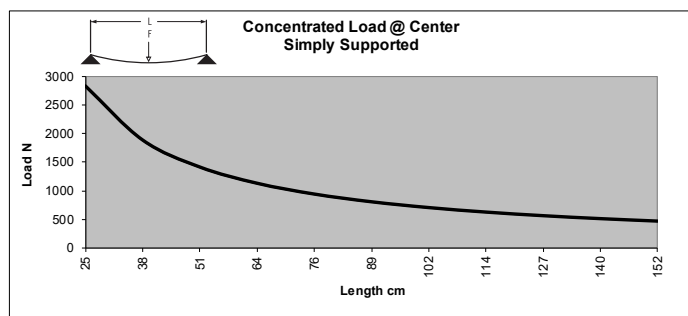
SPECIFICATIONS

Length	240" (6 m)
Weight	1.145 lbs/ft (1.703 kg/m)
Estimated Area	0.954 in ² (6.154 cm ²)
Moment of Inertia	0.216 I _x = in ⁴ (8.909 cm ⁴)
	0.212 I _y = in ⁴ (8.824 cm ⁴)

MACHINING SERVICES

CTL	660003
Single Access Hole	660028
Single Anchor Fastener	660020
Tap 5/16 - 18	660034
Tap M8	660033

BEAM SELECTION BY LOAD AND LENGTH



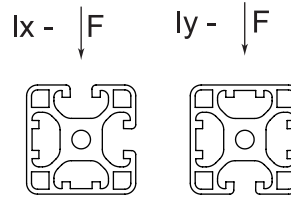
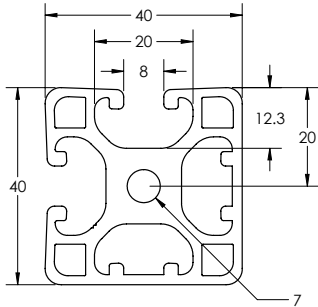
* Charts based on allowable loads related to yield strength with a margin of safety equal to five.

» For deflection equations see page 10

Metric Extrusions

TS40-40LM BISLOT ADJ

Clear Anodized - 650052



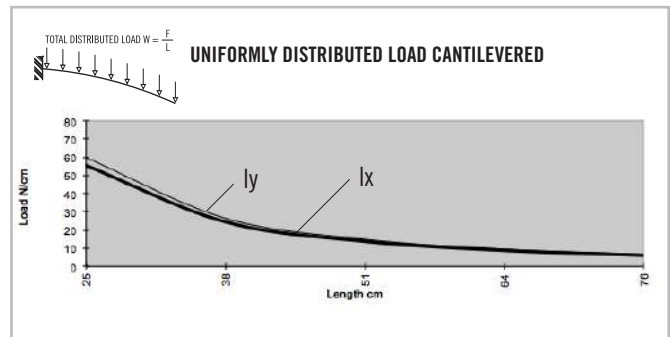
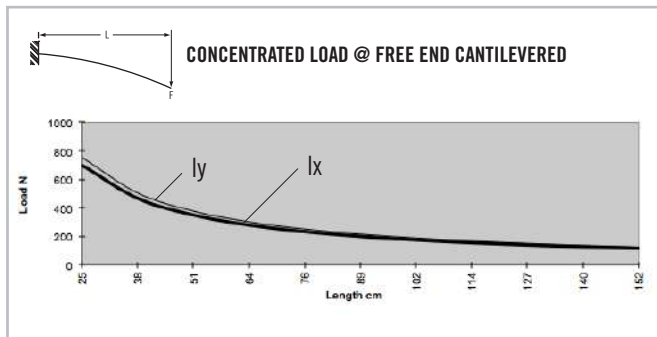
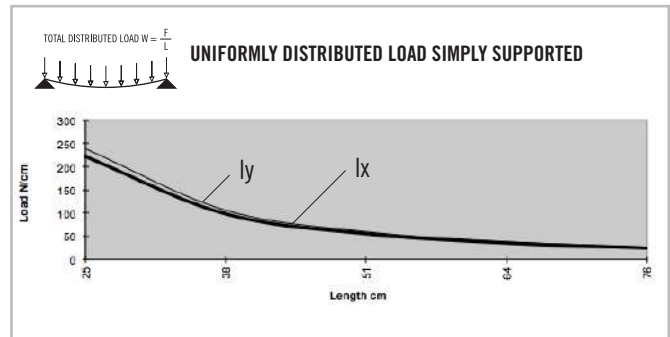
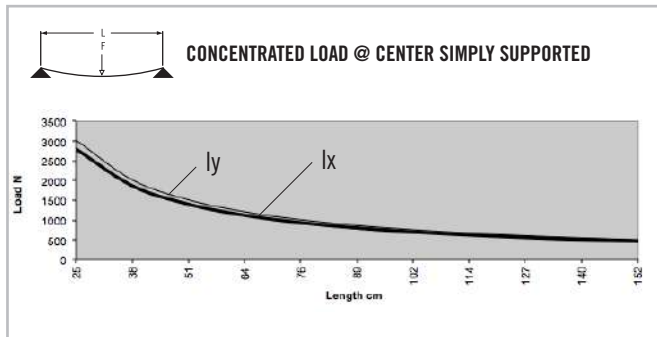
SPECIFICATIONS

Length240" (6 m)
Weight	1.265 lbs/ft (1.887 kg/m)
Estimated Area	1.057 in ² (6.817 cm ²)
Moment of Inertia	$I_x=0.214 \text{ in}^4$ (8.900 cm ⁴)
	$I_y=0.231 \text{ in}^4$ (9.610 cm ⁴)

MACHINING SERVICES

CTL	660003
Single Access Hole	660028
Single Anchor Fastener	660020
Tap 5/16 - 18	660034
Tap M8	660033

BEAM SELECTION BY LOAD AND LENGTH

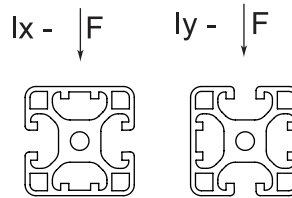
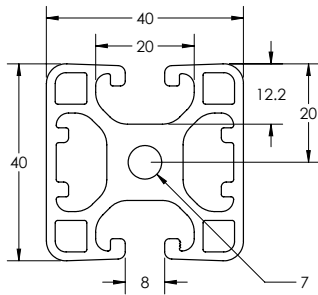


* Charts based on allowable loads related to yield strength with a margin of safety equal to five.

» For deflection equations see page 10

TS40-40LM BISLOT OPP

Clear Anodized - 650051



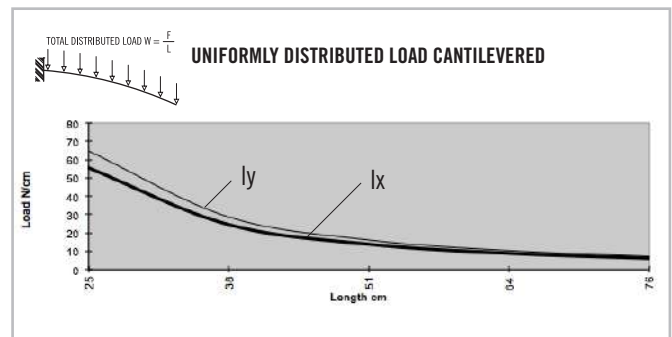
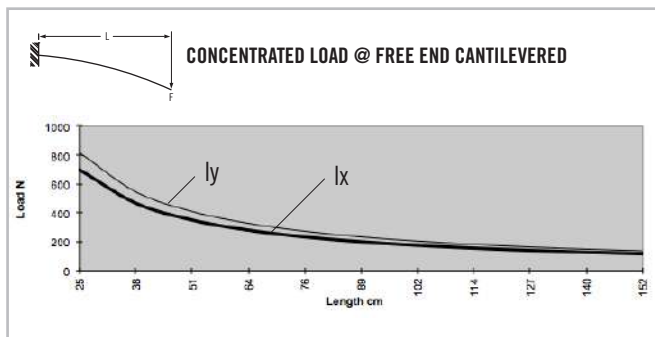
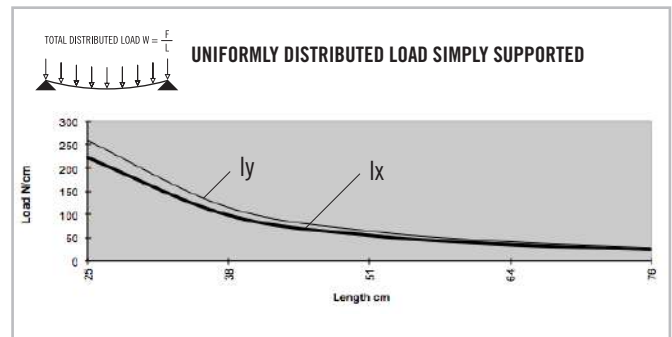
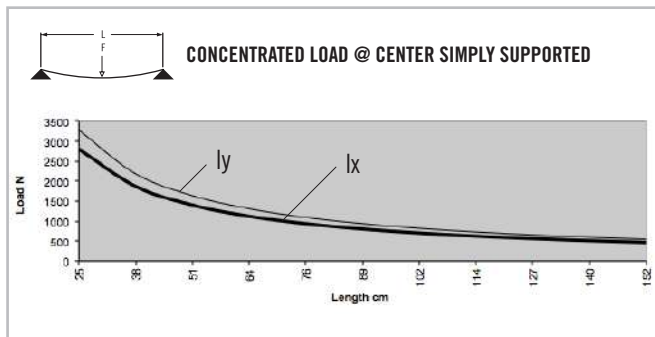
SPECIFICATIONS

Length	240" (6 m)
Weight	1.267 lbs/ft (1.886 kg/m)
Estimated Area	1.056 in ² (6.816 cm ²)
Moment of Inertia	$I_x=0.214 \text{ in}^4$ (8.900 cm ⁴)
	$I_y=0.250 \text{ in}^4$ (10.427 cm ⁴)

MACHINING SERVICES

CTL	660003
Single Access Hole	660028
Single Anchor Fastener	660020
Tap 5/16 - 18	660034
Tap M8	660033

BEAM SELECTION BY LOAD AND LENGTH



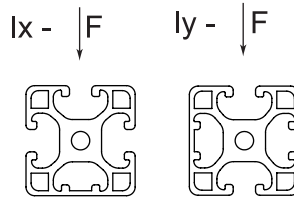
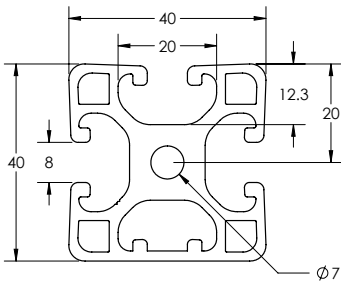
* Charts based on allowable loads related to yield strength with a margin of safety equal to five.

» For deflection equations see page 10

Metric Extrusions

TS40-40LM TRISLOT

Clear Anodized - 650056



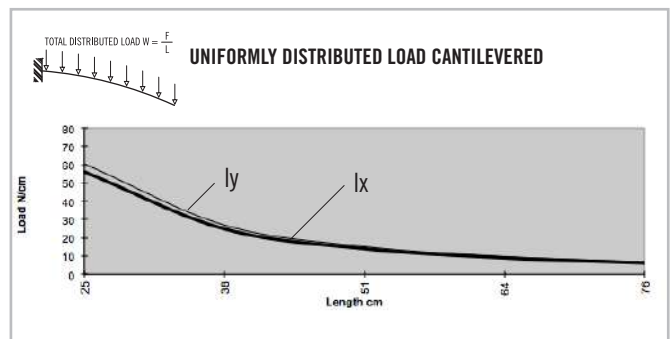
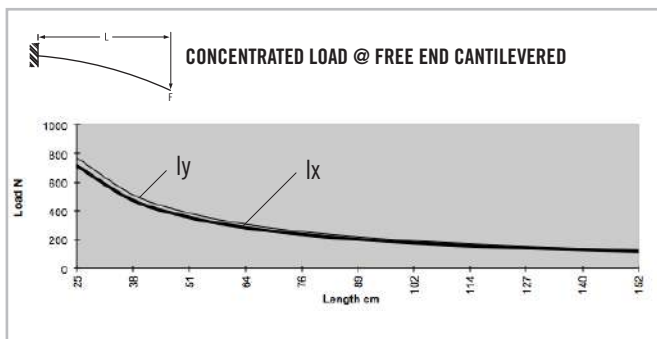
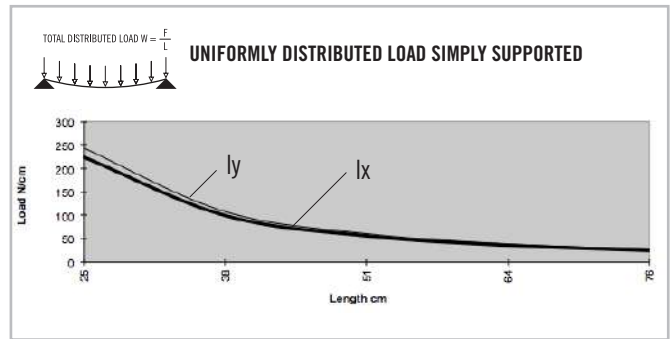
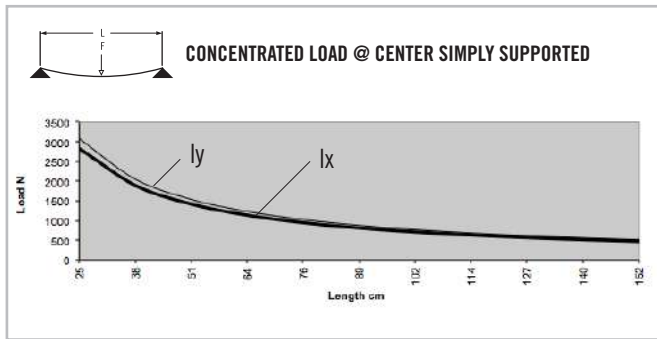
SPECIFICATIONS

Length	240" (6 m)
Weight	1.228 lbs/ft (1.827 kg/m)
Estimated Area	1.023 (6.600 cm ²)
Moment of Inertia	Ix=0.217 in ⁴ (9.032 cm ⁴) Iy=0.235 in ⁴ (9.781 cm ⁴)

MACHINING SERVICES

CTL	660003
Single Access Hole	660028
Single Anchor Fastener	660020
Tap 5/16 - 18	660034
Tap M8	660033

BEAM SELECTION BY LOAD AND LENGTH

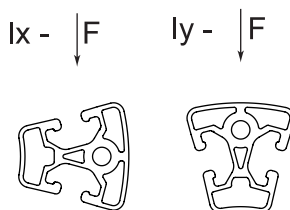
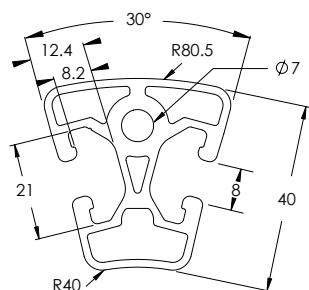


* Charts based on allowable loads related to yield strength with a margin of safety equal to five.

» For deflection equations see page 10

TS40-40M 30 DEG.

Clear Anodized - 650074



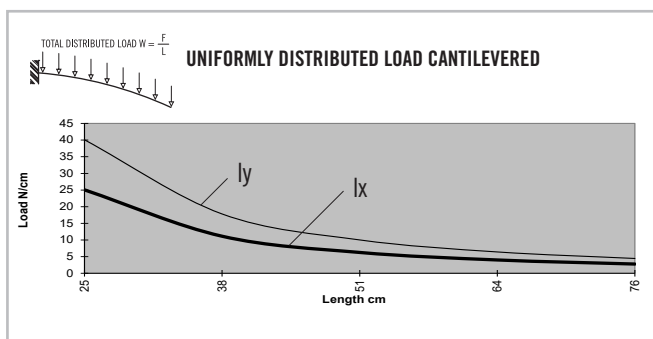
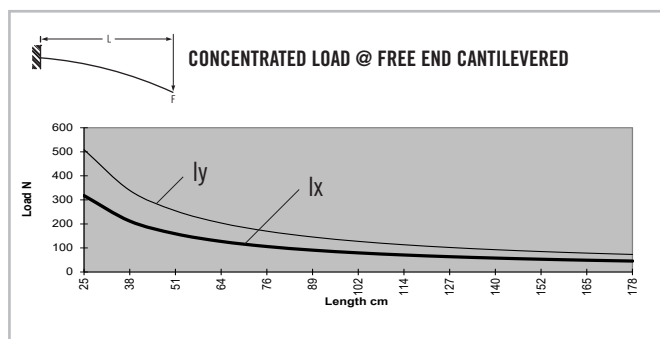
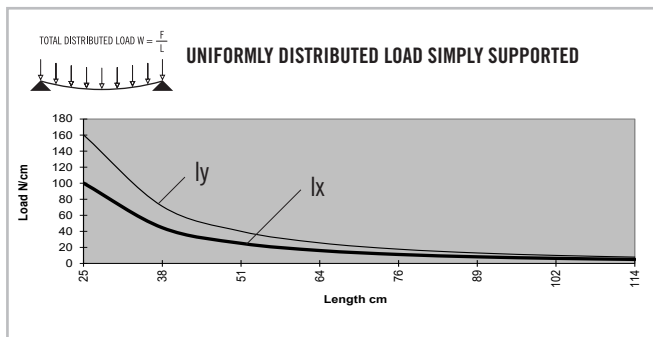
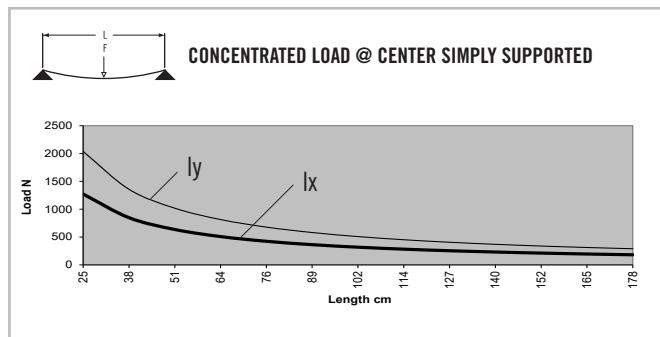
SPECIFICATIONS

Length	240" (6 m)
Weight	0.892 lbs/ft (1.327 kg/m)
Estimated Area	0.743 in ² (4.794 cm ²)
Moment of Inertia	I _x =0.114 in ⁴ (4.745 cm ⁴) I _y =0.165 in ⁴ (6.868 cm ⁴)

MACHINING SERVICES

CTL	660003
Tap 5/16 - 18	660034
Tap M8	660033

BEAM SELECTION BY LOAD AND LENGTH



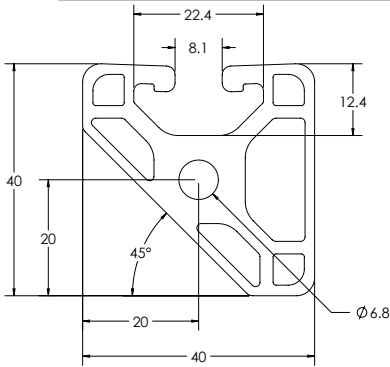
* Charts based on allowable loads related to yield strength with a margin of safety equal to five.

» For deflection equations see page 10

Metric Extrusions

TS40-45LM MONOSLOT

Clear Anodized - 650057



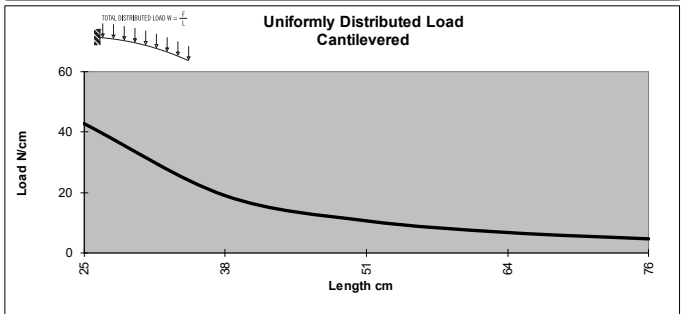
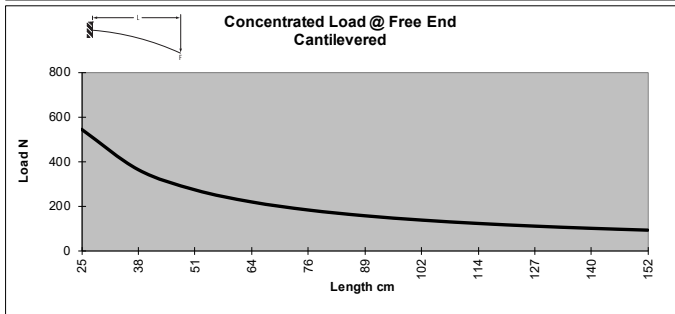
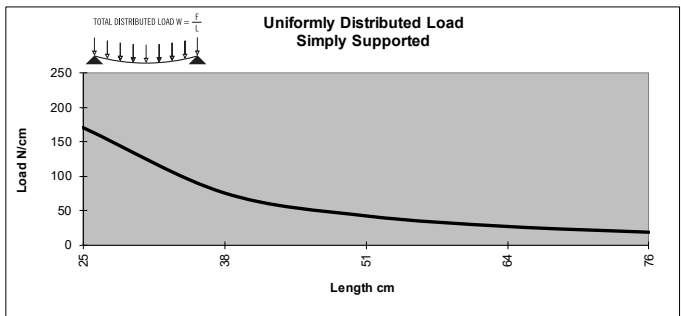
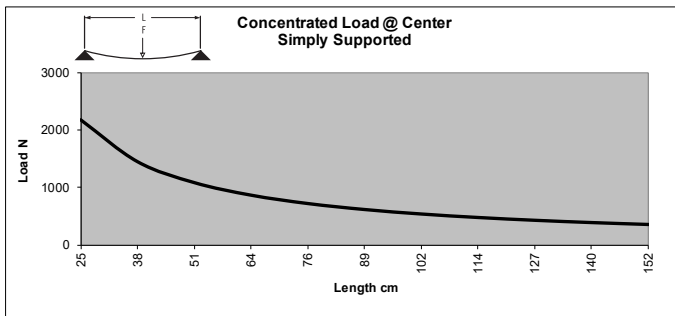
SPECIFICATIONS

Length	144" (3.6 m)
Weight	1.058 lbs/ft (1.574 kg/m)
Estimated Area	0.881 in ² (5.683 cm ²)
Moment of Inertia	0.166 I _x = in ⁴ (6.909 cm ⁴)
	0.166 I _y = in ⁴ (6.909 cm ⁴)

MACHINING SERVICES

CTL	660003
Single Access Hole	660028
Single Anchor Fastener	660020
Tap 5/16 - 18	660034
Tap M8	660033

BEAM SELECTION BY LOAD AND LENGTH

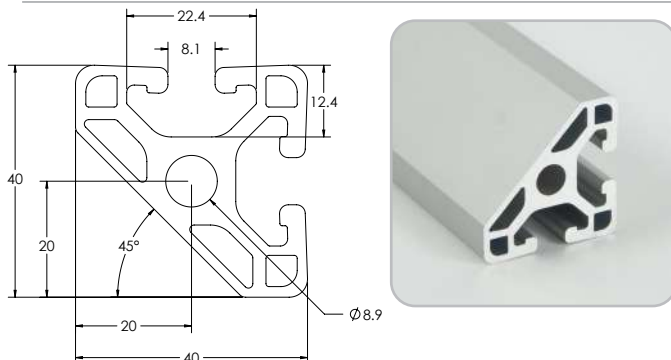


* Charts based on allowable loads related to yield strength with a margin of safety equal to five.

» For deflection equations see page 10

TS40-45LM BISLOT

Clear Anodized - 650058



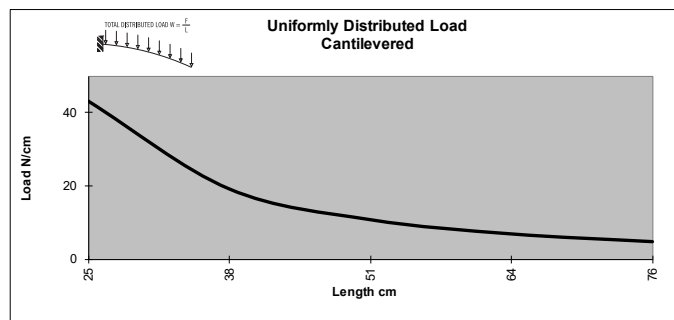
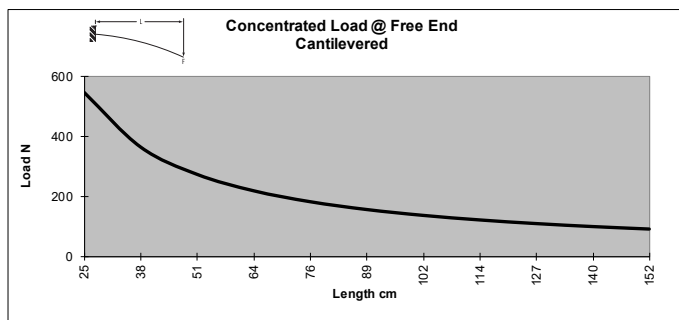
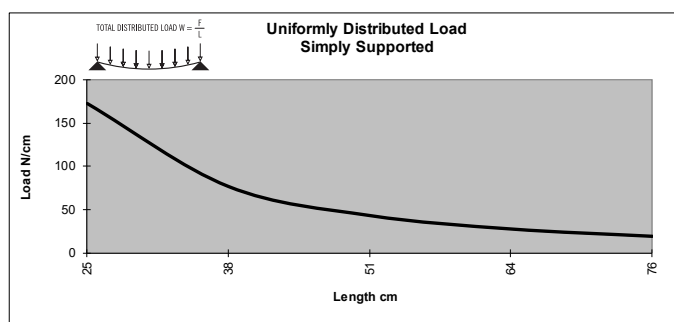
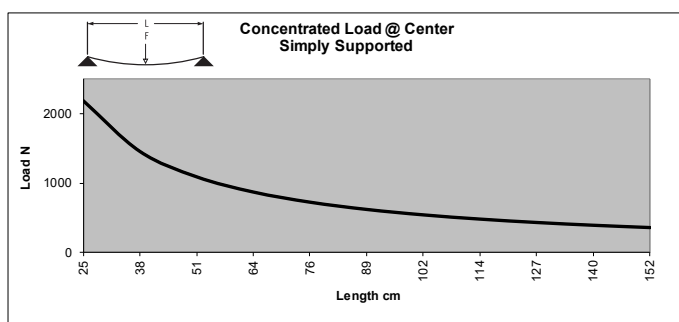
SPECIFICATIONS

Length	144" (3.36 m)
Weight	1.058 lbs/ft (1.574 kg/m)
Estimated Area	0.885 in ² (5.709 cm ²)
Moment of Inertia	0.166 I _x = in ⁴ (6.909 cm ⁴)
	0.166 I _y = in ⁴ (6.909 cm ⁴)

MACHINING SERVICES

CTL	660003
Single Access Hole	660028
Single Anchor Fastener	660020
Tap 3/8-16	660009
Tap M10	660121

BEAM SELECTION BY LOAD AND LENGTH



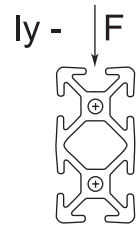
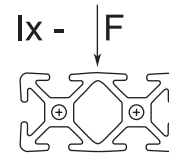
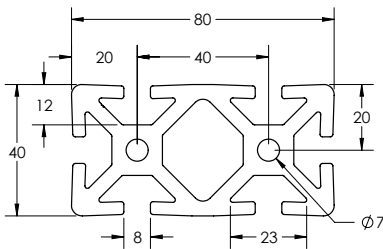
* Charts based on allowable loads related to yield strength with a margin of safety equal to five.

» For deflection equations see page 10

Metric Extrusions

TS40-80M

Clear Anodized - 650036
Black Anodized - 650136



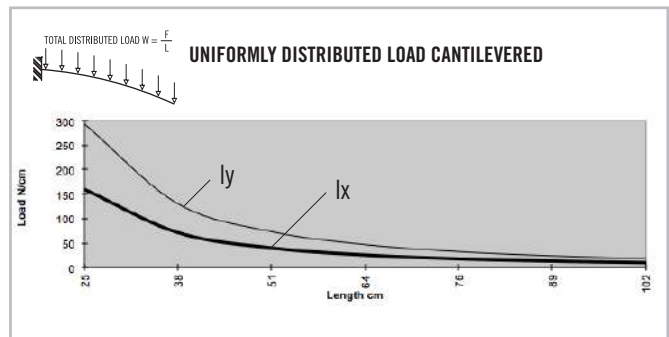
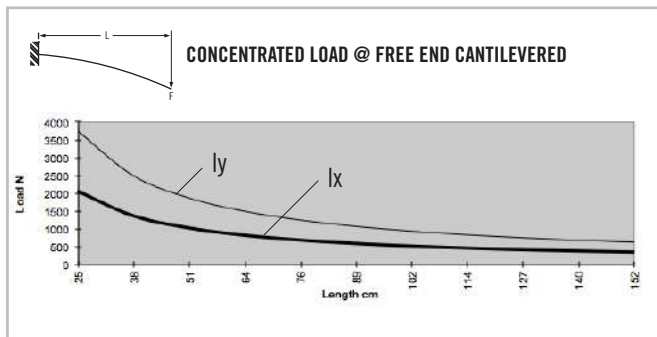
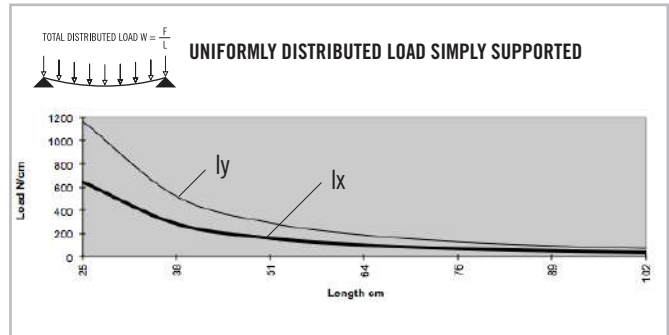
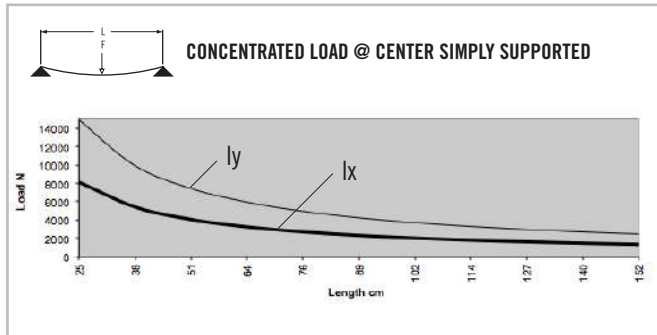
SPECIFICATIONS

Length	240" (6 m)
Weight	2.851 lbs/ft (4.243 kg/m)
Estimated Area	2.423 in ² (15.632 cm ²)
Moment of Inertia	$I_x = .621 \text{ in}^4$ (25.848 cm ⁴) $I_y = 2.271 \text{ in}^4$ (94.526 cm ⁴)

MACHINING SERVICES

CTL	660006
Single Access Hole	660028
Single Anchor Fastener	660020
Tap 5/16 - 18	660024
Tap M8	660027

BEAM SELECTION BY LOAD AND LENGTH

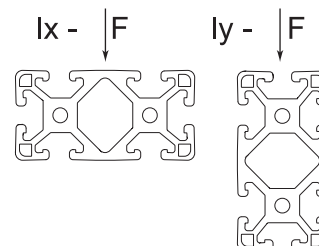
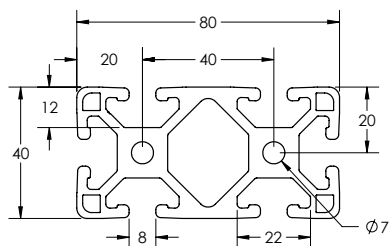


* Charts based on allowable loads related to yield strength with a margin of safety equal to five.

» For deflection equations see page 10

TS40-80LM

Clear Anodized - **650037**
 Black Anodized - **650137**



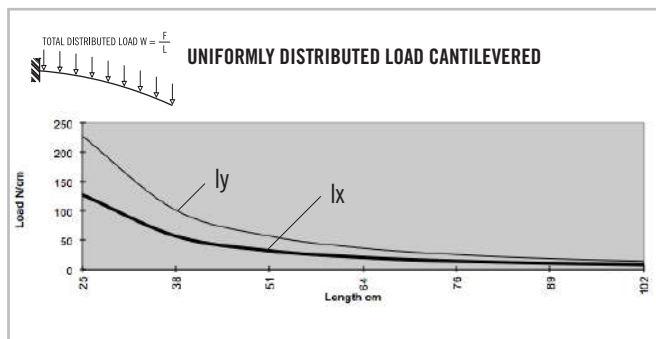
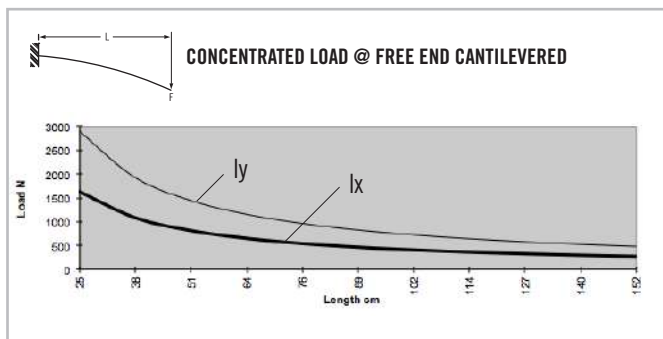
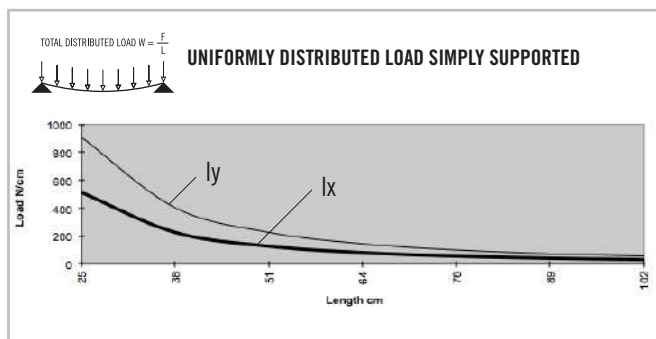
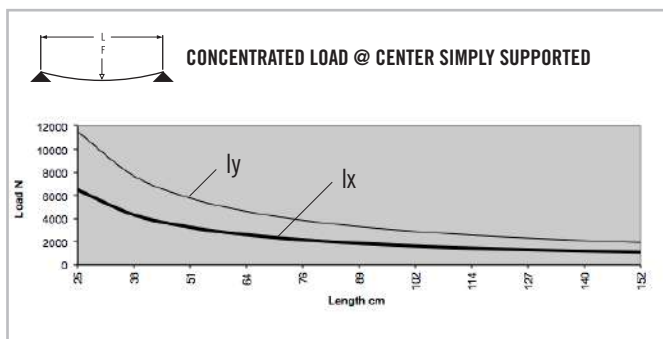
SPECIFICATIONS

Length	240" (6 m)
Weight	2.352 lbs/ft (3.500 kg/m)
Estimated Area	2.021 in ² (12.981 cm ²)
Moment of Inertia	Ix=495 in ⁴ (20.603 cm ⁴) Iy=1.761 in ⁴ (73.298 cm ⁴)

MACHINING SERVICES

CTL	660006
Single Access Hole	660028
Single Anchor Fastener	660020
Tap 5/16 - 18	660024
Tap M8	660027

BEAM SELECTION BY LOAD AND LENGTH



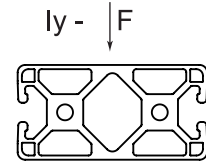
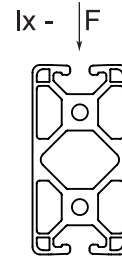
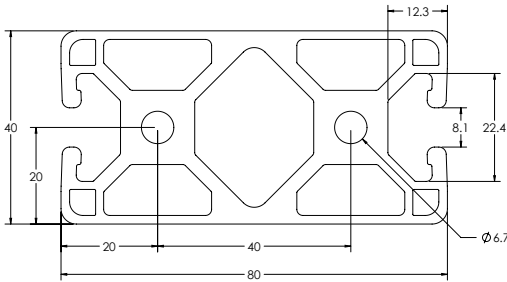
* Charts based on allowable loads related to yield strength with a margin of safety equal to five.

» For deflection equations see page 10

Metric Extrusions

TS40-80LM 2 SLOT BIOPP

Clear Anodized - 650066



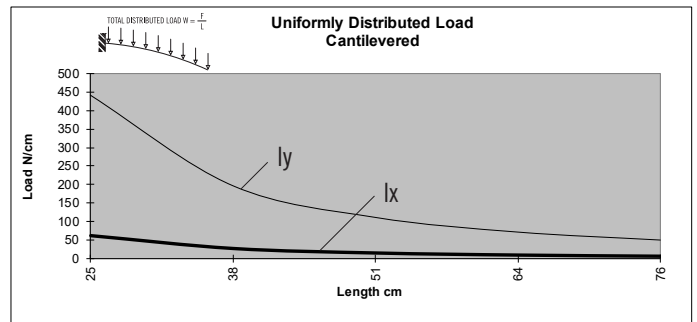
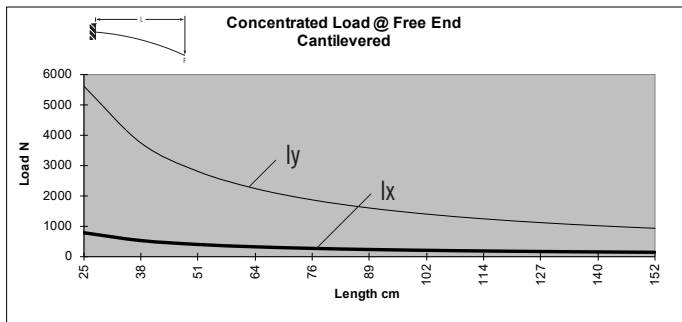
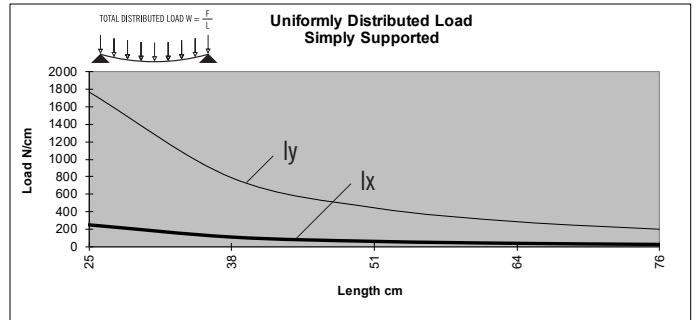
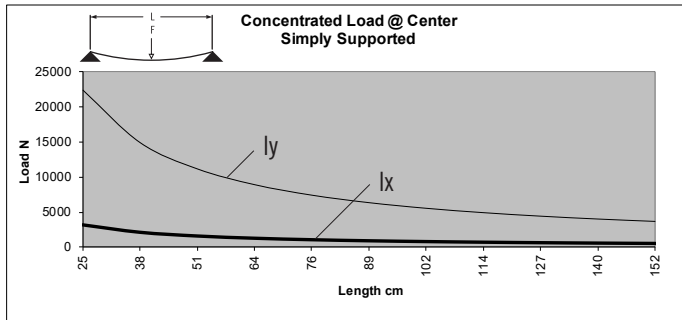
SPECIFICATIONS

Length	240" (6 m)
Weight	2.303 lbs/ft (3.427 kg/m)
Estimated Area	1.919 in ² (12.380 cm ²)
Moment of Inertia	0.479 I _x = in ⁴ (19.937 cm ⁴) 1.712 I _y = in ⁴ (71.258 cm ⁴)

MACHINING SERVICES

CTL	660006
Single Access Hole	660028
Single Anchor Fastener	660020
Tap 5/16 - 18	660024
Tap M8	660027

BEAM SELECTION BY LOAD AND LENGTH

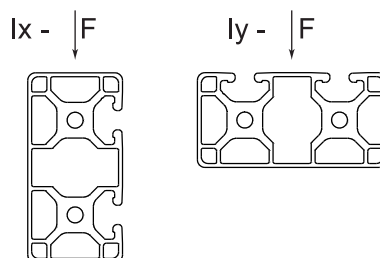
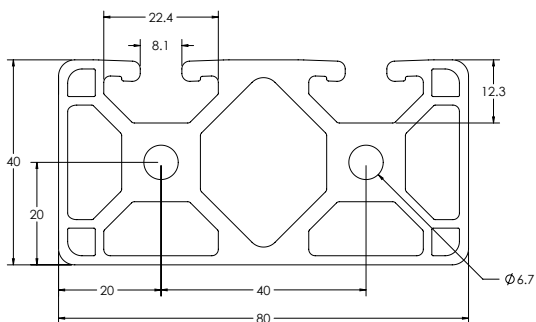


* Charts based on allowable loads related to yield strength with a margin of safety equal to five.

» For deflection equations see page 10

TS40-80LM 2 SLOT ADJ

Clear Anodized - 650068



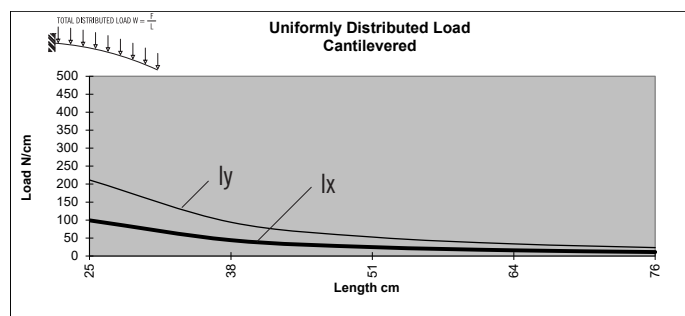
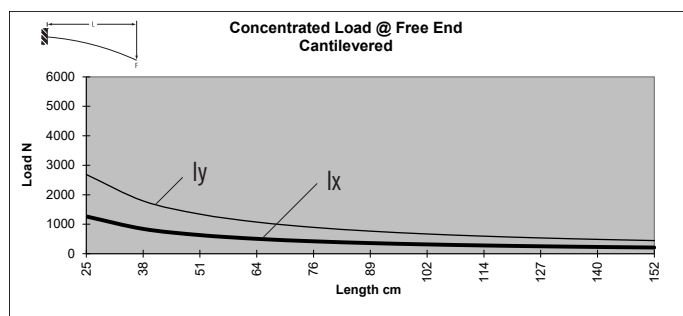
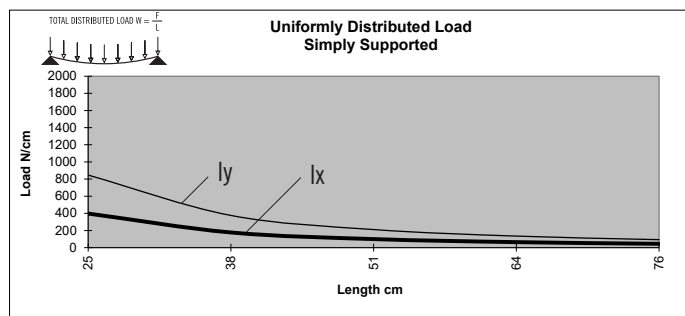
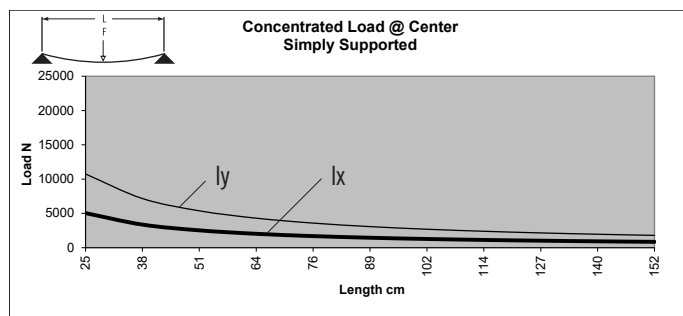
SPECIFICATIONS

Length	240" (6 m)
Weight	2.028 lbs/ft (3.018 kg/m)
Estimated Area	1.695 in ² (10.935 cm ²)
Moment of Inertia	0.389 I _x = in ⁴ (16.191 cm ⁴) 1.639 I _y = in ⁴ (68.220 cm ⁴)

MACHINING SERVICES

CTL	660006
Single Access Hole	660028
Single Anchor Fastener	660020
Tap 5/16 - 18	660024
Tap M8	660027

BEAM SELECTION BY LOAD AND LENGTH



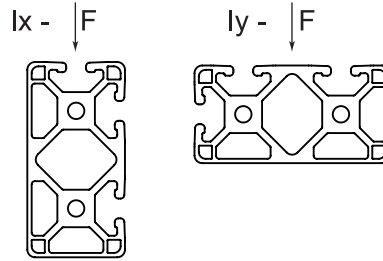

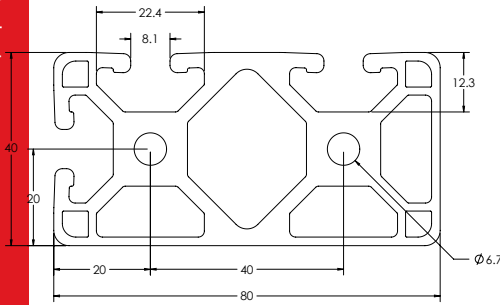
* Charts based on allowable loads related to yield strength with a margin of safety equal to five.

» For deflection equations see page 10

Metric Extrusions

TS40-80LM 3 SLOT BIAD

Clear Anodized - 650065



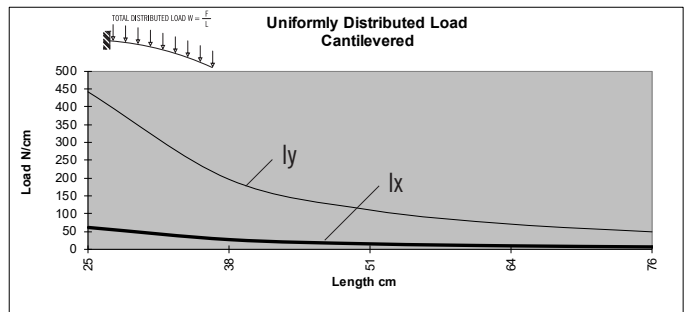
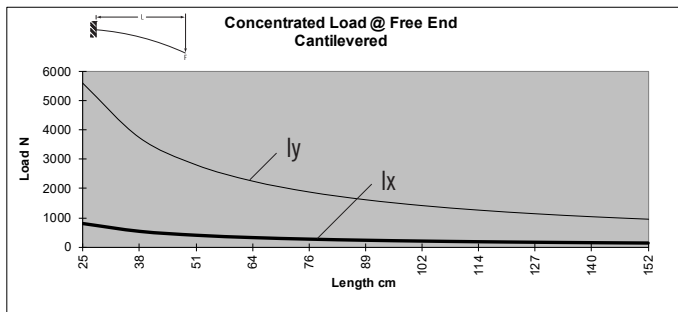
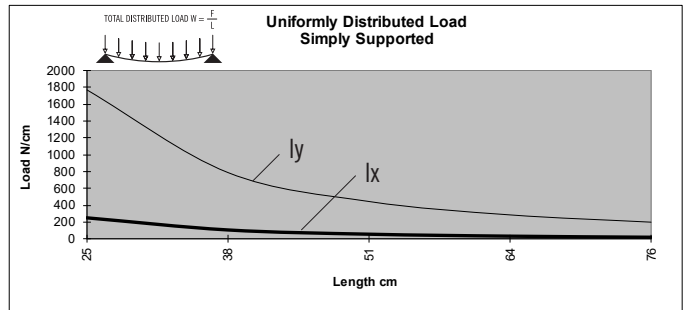
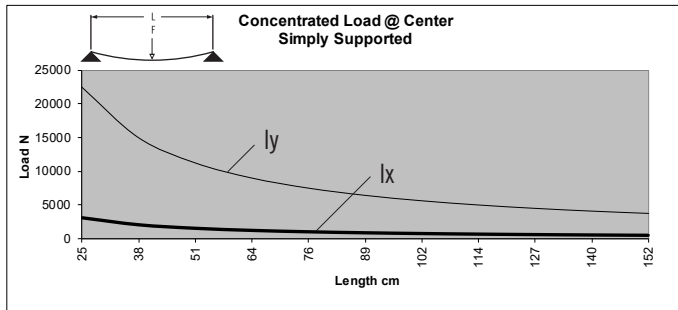
SPECIFICATIONS

Length	240" (6 m)
Weight	2.318 lbs/ft (3.449 kg/m)
Estimated Area	1.932 in ² (12.464 cm ²)
Moment of Inertia	0.481 lx= in ⁴ (20.020 cm ⁴) 1.713 ly= in ⁴ (71.300 cm ⁴)

MACHINING SERVICES

CTL	660006
Single Access Hole	660028
Single Anchor Fastener	660020
Tap 5/16 - 18	660024
Tap M8	660027

BEAM SELECTION BY LOAD AND LENGTH

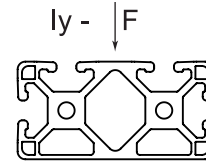

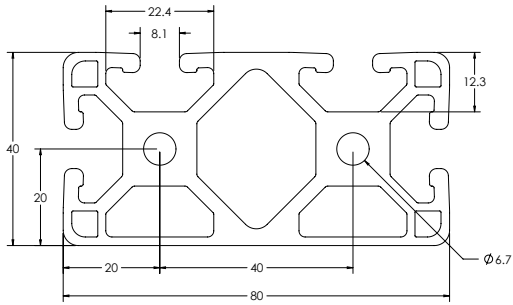


* Charts based on allowable loads related to yield strength with a margin of safety equal to five.

» For deflection equations see page 10

TS40-80LM 4 SLOT

Clear Anodized - 650067



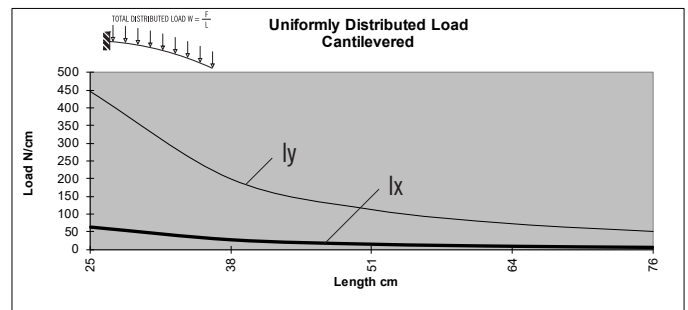
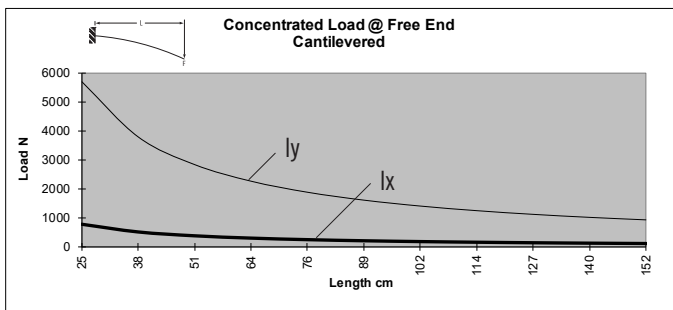
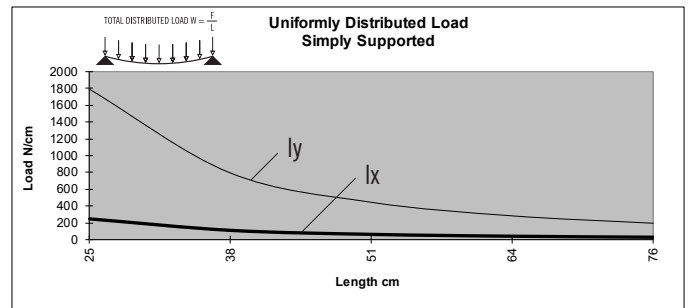
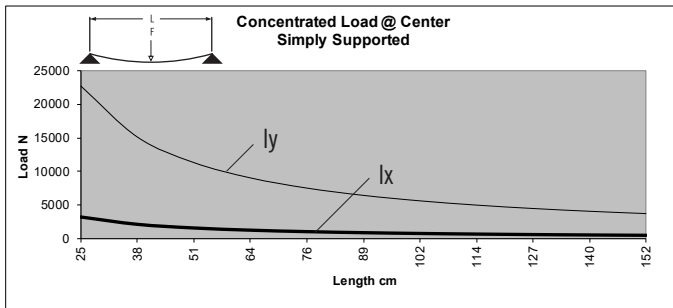
SPECIFICATIONS

Length	240" (6 m)
Weight	2.333 lbs/ft (3.471 kg/m)
Estimated Area	1.944 in ² (12.541 cm ²)
Moment of Inertia	0.484 I _x = in ⁴ (20.145 cm ⁴) 1.733 I _y = in ⁴ (72.132 cm ⁴)

MACHINING SERVICES

CTL	660006
Single Access Hole	660028
Single Anchor Fastener	660020
Tap 5/16 - 18	660024
Tap M8	660027

BEAM SELECTION BY LOAD AND LENGTH



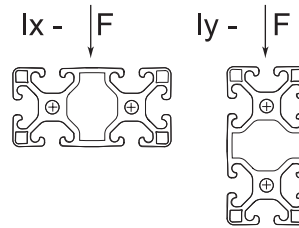
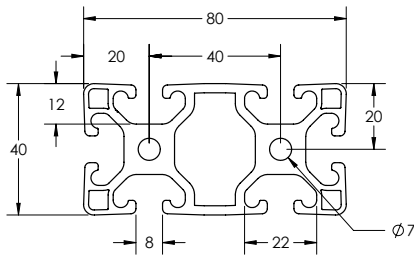
* Charts based on allowable loads related to yield strength with a margin of safety equal to five.

» For deflection equations see page 10

Metric Extrusions

TS40-80VLM

Clear Anodized - 650038



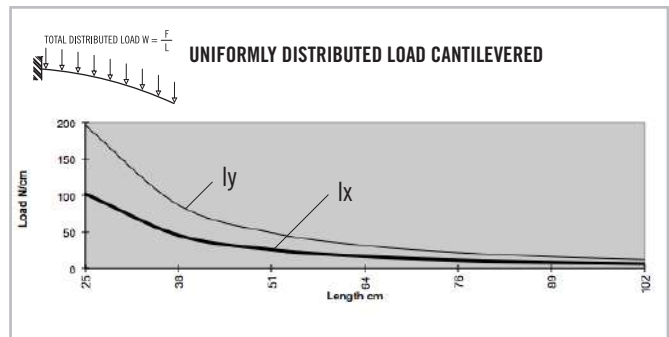
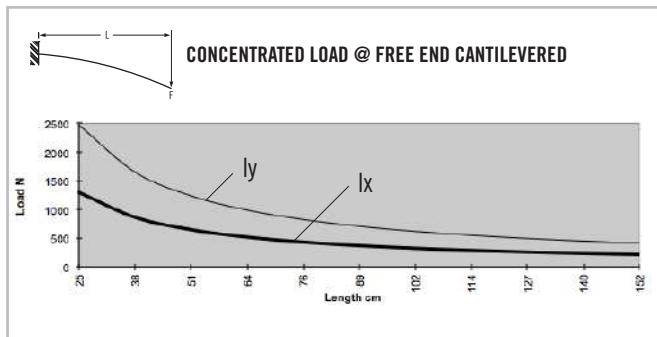
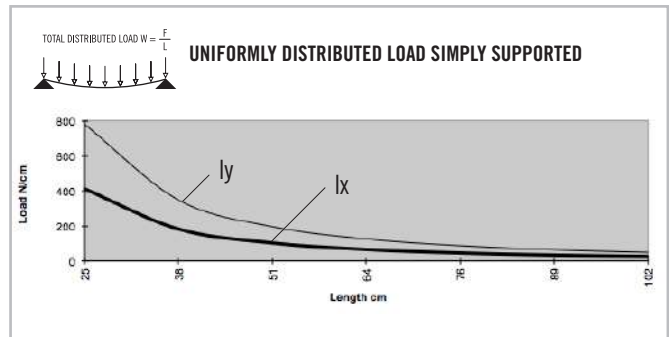
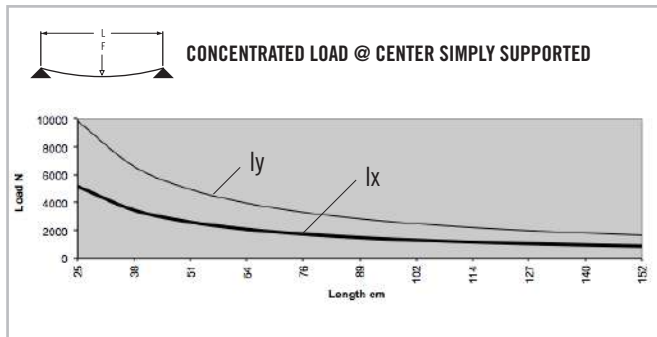
SPECIFICATIONS

Length	240" (6 m)
Weight	2.082 lbs/ft (3.098 kg/m)
Estimated Area	1.661 in ² (10.716 cm ²)
Moment of Inertia	Ix=.396 in ⁴ (16.48 cm ⁴) Iy=1.513 in ⁴ (62.98 cm ⁴)

MACHINING SERVICES

CTL	660006
Single Access Hole	660028
Single Anchor Fastener	660020
Tap 5/16 - 18	660024
Tap M8	660027

BEAM SELECTION BY LOAD AND LENGTH

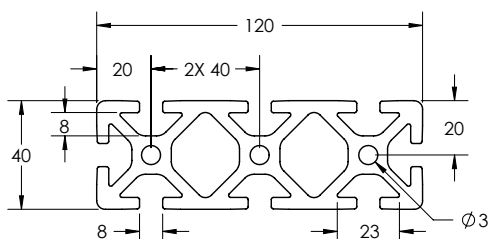


* Charts based on allowable loads related to yield strength with a margin of safety equal to five.

» For deflection equations see page 10

TS40-120M

Clear Anodized - 650022
 Black Anodized - 650122



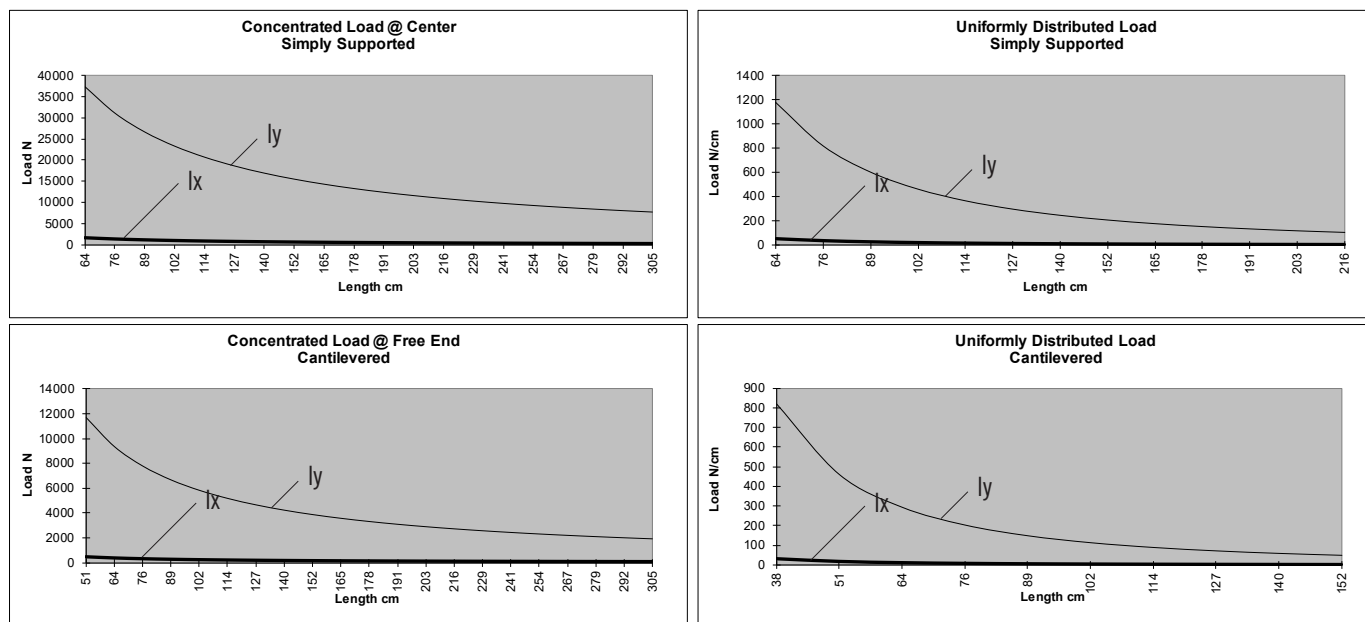
SPECIFICATIONS

Length	240" (6 m)
Weight	4.130 lbs/ft (6.146 kg/m)
Estimated Area	3.442 in ² (22.206 cm ²)
Moment of Inertia	$I_x = .879 \text{ in}^4$ (36.586 cm ⁴) $I_y = 7.132 \text{ in}^4$ (296.85 cm ⁴)

MACHINING SERVICES

CTL	660007
Single Access Hole	660028
Single Anchor Fastener	660020
Tap 5/16 - 18	660010
Tap M8	660011

BEAM SELECTION BY LOAD AND LENGTH



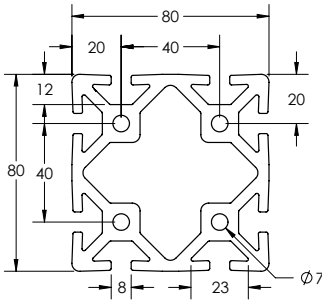
* Charts based on allowable loads related to yield strength with a margin of safety equal to five.

» For deflection equations see page 10

Metric Extrusions

TS80-80M

Clear Anodized - **650039**
 Black Anodized - **650139**



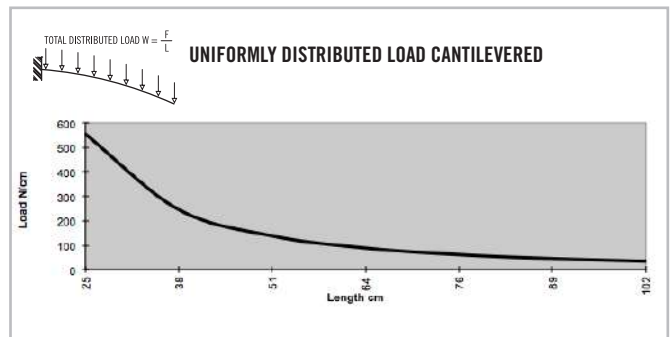
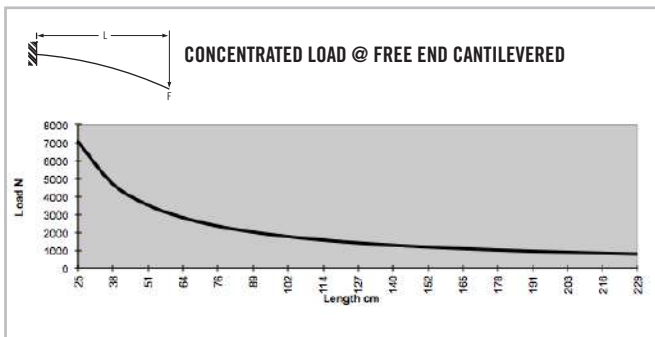
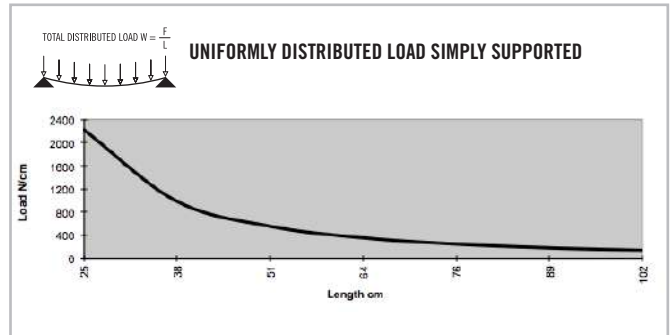
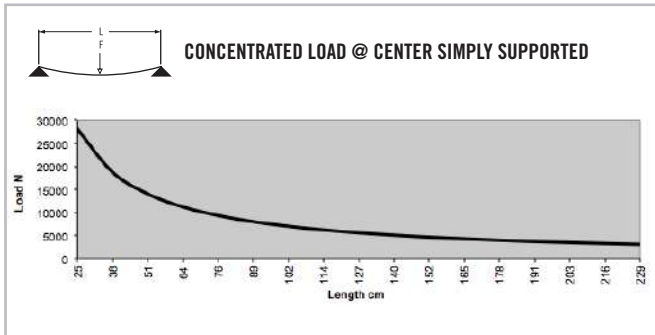
SPECIFICATIONS

Length	240" (6 m)
Weight	4.488 lbs/ft (6.679 kg/m)
Estimated Area	4.006 in ² (25.845 cm ²)
Moment of Inertia	I _x =4.289 in ⁴ (178.522 cm ⁴) I _y =4.289 in ⁴ (178.522 cm ⁴)

MACHINING SERVICES

CTL	660013
Single Access Hole	660028
Single Anchor Fastener	660020
Tap 5/16 - 18	660031
Tap M8	660032

BEAM SELECTION BY LOAD AND LENGTH

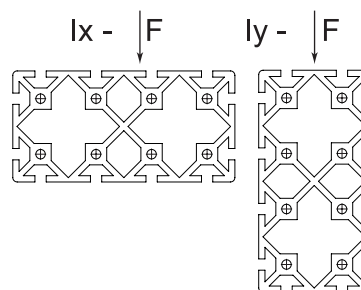
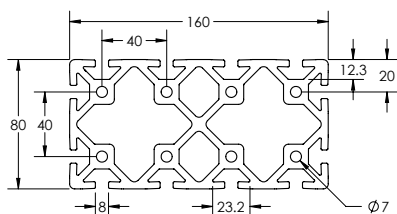


* Charts based on allowable loads related to yield strength with a margin of safety equal to five.

» For deflection equations see page 10

TS80-160M

Clear Anodized - 650064



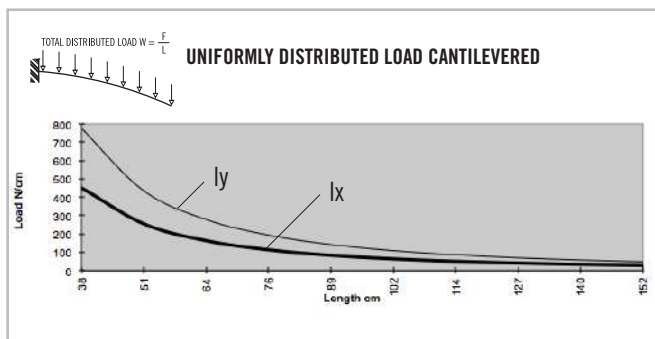
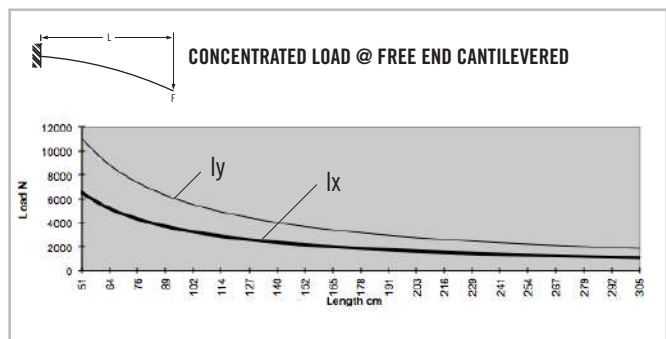
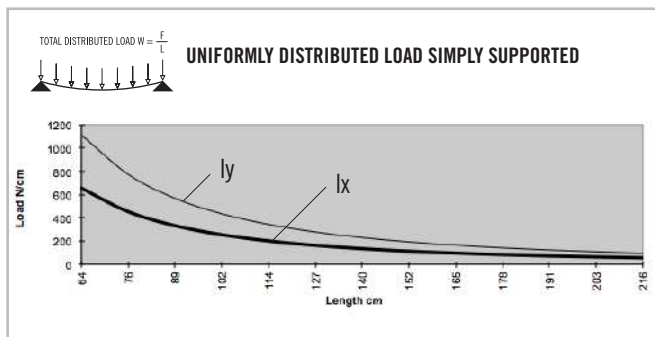
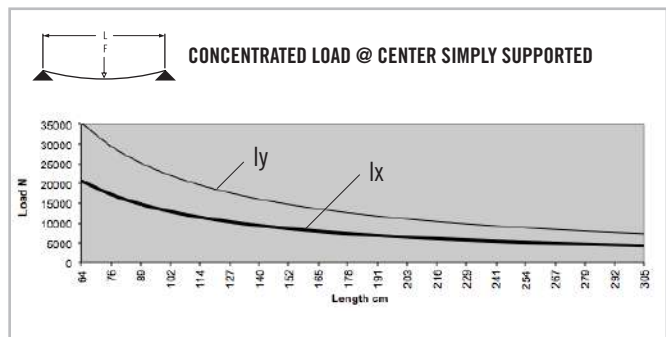
SPECIFICATIONS

Length	145" (3 m)
Weight	8.384 lbs/ft (12.477 kg/m)
Estimated Area	6.987 in ² (45.077 cm ²)
Moment of Inertia	$I_x=7.901 \text{ in}^4$ (328.864 cm ⁴) $I_y=26.973 \text{ in}^4$ (1112.701 cm ⁴)

MACHINING SERVICES

CTL	660008
Single Access Hole	660028
Single Anchor Fastener	660020
Tap 5/16 - 18	660012
Tap M8	660014

BEAM SELECTION BY LOAD AND LENGTH



* Charts based on allowable loads related to yield strength with a margin of safety equal to five.

» For deflection equations see page 10

CONTENT

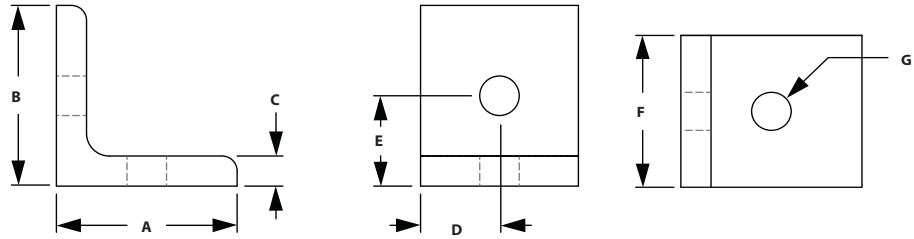
03 TLOTS Brackets

Corner Brackets & Gussets	368-374
Joining Strips & Plates.....	375-377
Tee Joining Plates.....	377-381

03 BRACKETS METRIC

Metric Brackets

2 HOLE INSIDE CORNER BRACKET

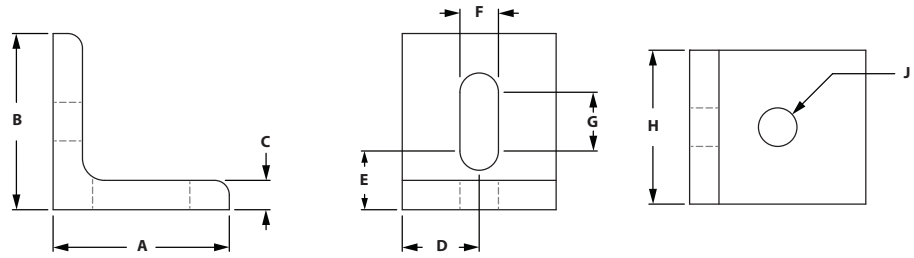



ITEM# 664005	SERIES 40	A 38.10mm	B 38.10mm	C 6.35mm	D 18.00mm	E 20.00mm	F 36.00mm	G 8.33mm
------------------------	---------------------	---------------------	---------------------	--------------------	---------------------	---------------------	---------------------	--------------------

RECOMMENDED FASTENERS

ITEM# 651506	SERIES 40	QTY 2	BOLT M8 x 16mm BHSCS	TNUT Economy
------------------------	---------------------	-----------------	--------------------------------	------------------------

2 HOLE SLOTTED CORNER BRACKET

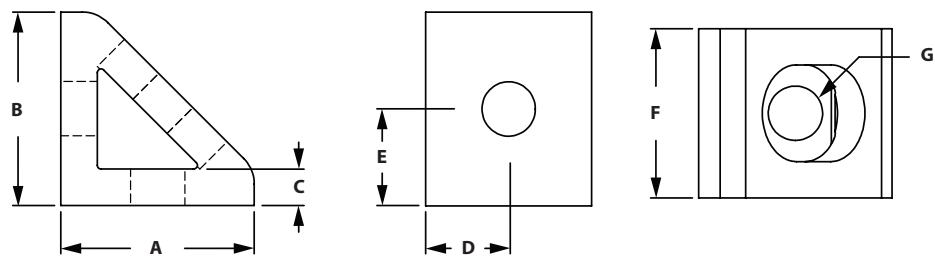



ITEM# 664003	SERIES 40	A 38.10mm	B 38.10mm	C 6.35mm	D 18.00mm	E 14.00mm	F 8.33mm	G 14.00mm	H 36.00mm	J 8.33mm
------------------------	---------------------	---------------------	---------------------	--------------------	---------------------	---------------------	--------------------	---------------------	---------------------	--------------------

RECOMMENDED FASTENERS

ITEM# 651506	SERIES 40	QTY 2	BOLT M8 x 16mm BHSCS	TNUT Economy
------------------------	---------------------	-----------------	--------------------------------	------------------------

2 HOLE INSIDE CORNER GUSSET



ITEM# 664006	SERIES 40	A 38.10mm	B 38.10mm	C 6.35mm	D 18.00mm	E 20.00mm	F 36.00mm	G 8.33mm
------------------------	---------------------	---------------------	---------------------	--------------------	---------------------	---------------------	---------------------	--------------------

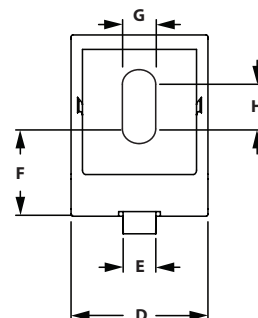
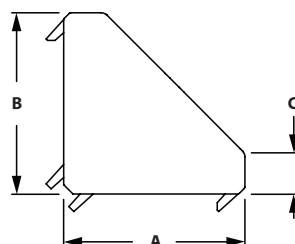
RECOMMENDED FASTENERS

ITEM# 651506	SERIES 40	QTY 2	BOLT M8 x 16mm BHSCS	TNUT Economy
------------------------	---------------------	-----------------	--------------------------------	------------------------

2 HOLE CORNER GUSSET



◦ Die-cast aluminum



ITEM#	SERIES	A	B	C	D	E	F	G	H
671728	20	20.00mm	20.00mm	3.00mm	17.00mm	5.00mm	8.00mm	5.50mm	7.50mm
671747	40	36.00mm	36.00mm	5.50mm	38.00mm	8.00mm	9.00mm	9.00mm	20.5mm

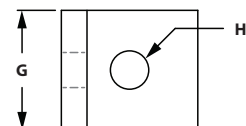
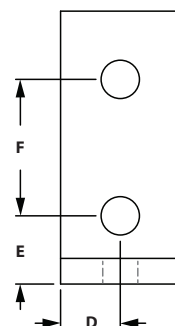
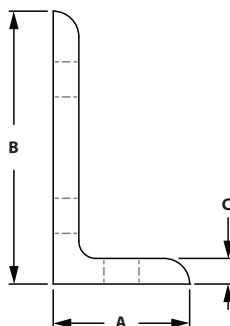
RECOMMENDED FASTENERS

ITEM#	SERIES	QTY	DESCRIPTION
651709	20	2	M5 x 8mm BHSCS & Drop-In Tnut
651506	40	2	M8 x 16mm BHSCS & M8 Economy Tnut

COVER CAPS

ITEM#	SERIES
671746	40

3 HOLE INSIDE CORNER BRACKET



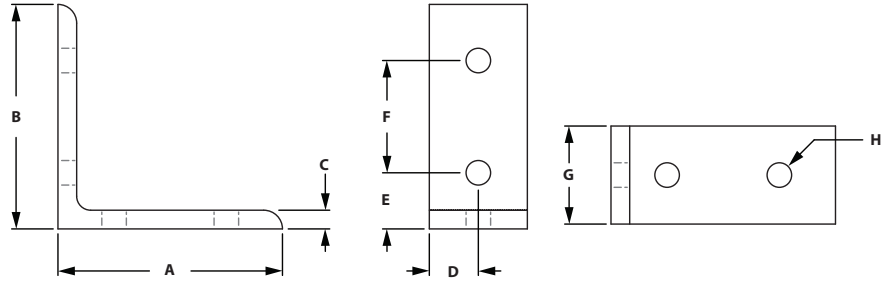
ITEM#	SERIES	A	B	C	D	E	F	G	H
664007	40	38.10mm	76.20mm	6.35mm	18.00mm	20.00mm	40.00mm	36.00mm	8.33mm

RECOMMENDED FASTENERS

ITEM#	SERIES	QTY	BOLT	TNUT
651506	40	3	M8 x 16mm BHSCS	Economy

Metric Brackets

4 HOLE VERTICAL INSIDE CORNER BRACKET

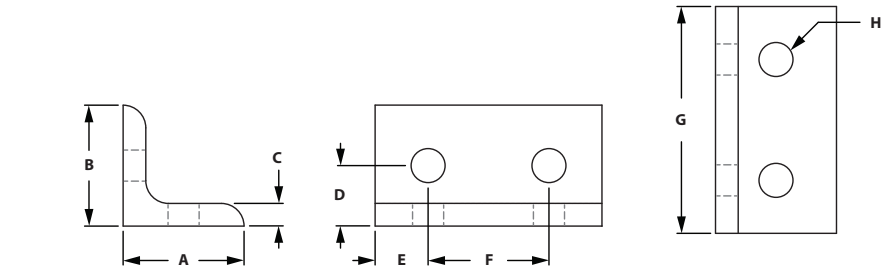


ITEM#	SERIES	A	B	C	D	E	F	G	H
664004	40	76.20mm	76.20mm	6.35mm	18.00mm	20.00mm	40.00mm	36.00mm	8.33mm

RECOMMENDED FASTENERS

ITEM#	SERIES	QTY	BOLT	TNUT
651506	40	4	M8 x 16mm BHSCS	Economy

4 HOLE HORIZONTAL INSIDE CORNER BRACKET

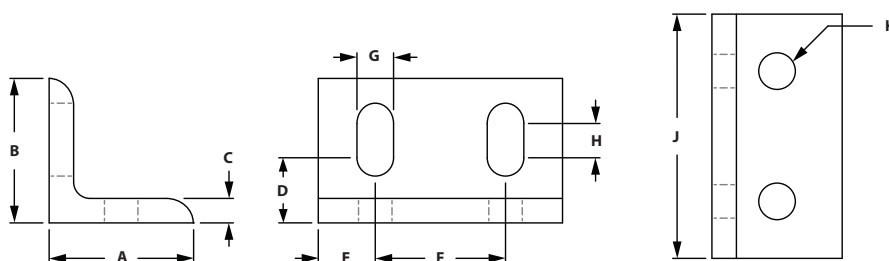


ITEM#	SERIES	A	B	C	D	E	F	G	H
664001	40	38.10mm	38.10mm	6.35mm	20.00mm	18.00mm	40.00mm	76.00mm	8.33mm

RECOMMENDED FASTENERS

ITEM#	SERIES	QTY	BOLT	TNUT
651506	40	4	M8 x 16mm BHSCS	Economy

4 HOLE HORIZONTAL SLOTTED INSIDE CORNER BRACKET

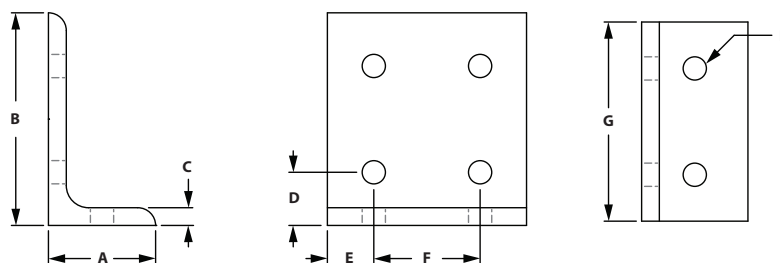


ITEM#	SERIES	A	B	C	D	E	F	G	H	J	K
659060	40	40.00mm	40.00mm	6.35mm	14.00mm	18.00mm	40.00mm	8.30mm	14.00mm	76.00mm	8.30mm

RECOMMENDED FASTENERS

ITEM#	SERIES	QTY	BOLT	TNUT
651506	40	4	M8 x 16mm BHSCS	Economy

6 HOLE VERTICAL INSIDE CORNER BRACKET



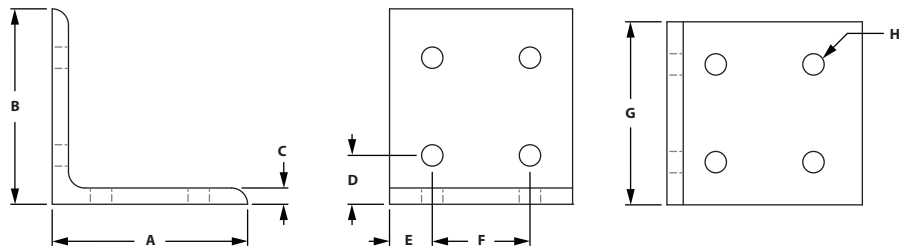
ITEM#	SERIES	A	B	C	D	E	F	G	H
664038	40	38.10mm	76.20mm	6.35mm	20.00mm	18.00mm	40.00mm	76.00mm	8.33mm

RECOMMENDED FASTENERS

ITEM#	SERIES	QTY	BOLT	TNUT
651506	40	6	M8 x 16mm BHSCS	Economy

Metric Brackets

8 HOLE VERTICAL INSIDE CORNER BRACKET

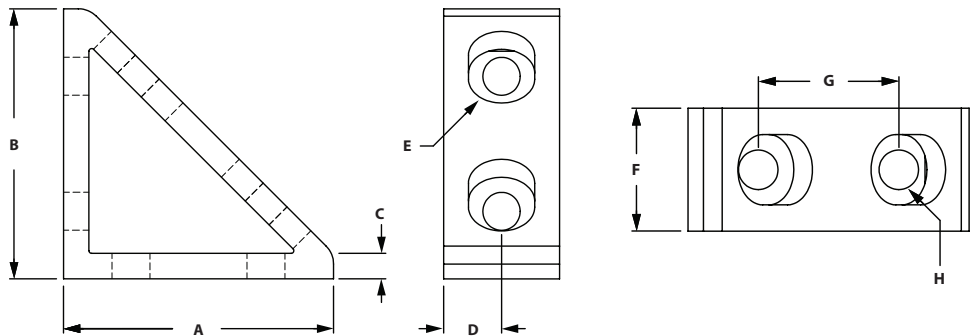


ITEM#	SERIES	A	B	C	D	E	F	G	H
664027	40	76.20mm	76.20mm	6.35mm	20.00mm	18.00mm	40.00mm	76.00mm	8.33mm

RECOMMENDED FASTENERS

ITEM#	SERIES	QTY	BOLT	TNUT
651506	40	8	M8 x 16mm BHSCS	Economy

4 HOLE VERTICAL INSIDE CORNER GUSSET



ITEM#	SERIES	FINISH	A	B	C	D	E	F	G	H
664002	40	Clear	76.20mm	76.20mm	6.35mm	18.00mm	19.00mm	36.00mm	40.00mm	8.33mm
664102	40	Black	76.20mm	76.20mm	6.35mm	18.00mm	19.00mm	36.00mm	40.00mm	8.33mm

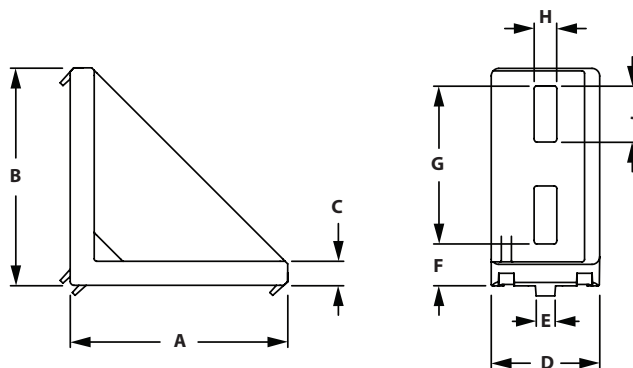
RECOMMENDED FASTENERS

ITEM#	SERIES	QTY	BOLT	TNUT
651506	40	4	M8 x 16mm BHSCS	Economy

4 HOLE CORNER GUSSET



◦ Die-cast aluminum

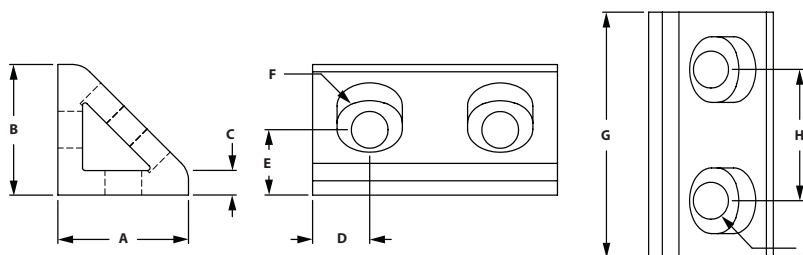


ITEM#	SERIES	A	B	C	D	E	F	G	H	J
671729	20	38.00mm	38.00mm	3.00mm	18.00mm	5.00mm	7.00mm	26.50mm	5.20mm	9.00mm

RECOMMENDED FASTENERS

ITEM#	SERIES	QTY	DESCRIPTION
651709	20	4	M5 x 8mm BHSCS & Drop-In Tnut

4 HOLE HORIZONTAL INSIDE CORNER GUSSET



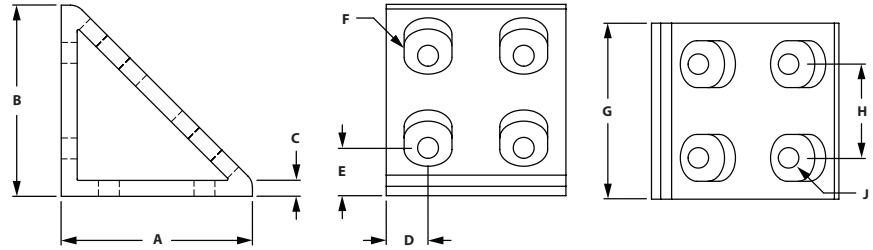
ITEM#	SERIES	FINISH	A	B	C	D	E	F	G	H	J
664032	40	Clear	38.10mm	38.10mm	6.35mm	18.00mm	20.00mm	19.00mm	76.00mm	40.00mm	8.33mm
664132	40	Black	38.10mm	38.10mm	6.35mm	18.00mm	20.00mm	19.00mm	76.00mm	40.00mm	8.33mm

RECOMMENDED FASTENERS

ITEM#	SERIES	QTY	BOLT	TNUT
651506	40	4	M8 x 16mm BHSCS	Economy

Metric Brackets

8 HOLE VERTICAL INSIDE CORNER GUSSET

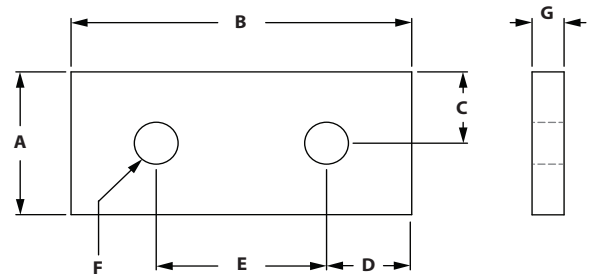


ITEM#	SERIES	FINISH	A	B	C	D	E	F	G	H	J
664000	40	Clear	76.20mm	76.20mm	6.35mm	18.00mm	20.00mm	19.00mm	76.00mm	40.00mm	6.35mm
664100	40	Black	76.20mm	76.20mm	6.35mm	18.00mm	20.00mm	19.00mm	76.00mm	40.00mm	6.35mm

RECOMMENDED FASTENERS

ITEM#	SERIES	QTY	BOLT	TNUT
651506	40	8	M8 x 16mm BHSCS	Economy

2 HOLE JOINING STRIP

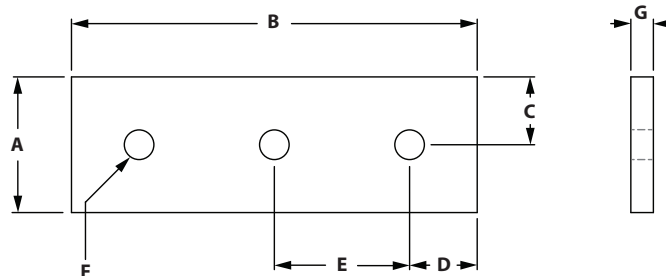


ITEM#	SERIES	A	B	C	D	E	F	G
671730	20	18.00mm	38.00mm	9.00mm	9.00mm	20.00mm	5.50mm	4.00mm
664057	40	38.10mm	76.20mm	19.00mm	18.11mm	40.00mm	8.33mm	6.35mm

RECOMMENDED FASTENERS

ITEM#	SERIES	QTY	BOLT	TNUT
651709	20	2	M5 x 8mm BHSCS	Drop-In
651506	40	2	M8 x 16mm BHSCS	Economy

3 HOLE JOINING STRIP

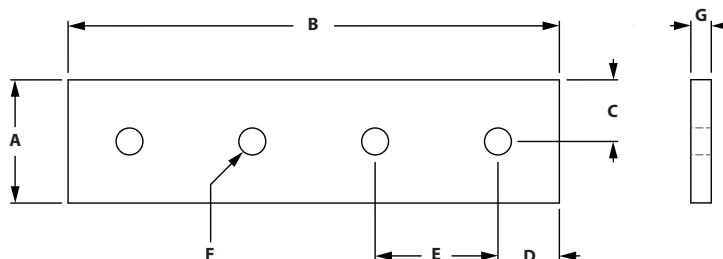


ITEM#	SERIES	A	B	C	D	E	F	G
664041	40	38.10mm	120.00mm	19.00mm	20.00mm	40.00mm	8.33mm	6.35mm

RECOMMENDED FASTENERS

ITEM#	SERIES	QTY	BOLT	TNUT
651506	40	3	M8 x 16mm BHSCS	Economy

4 HOLE JOINING STRIP



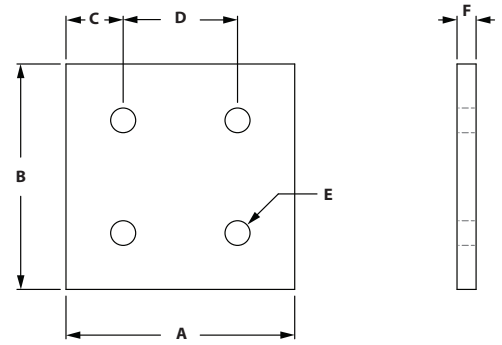
ITEM#	SERIES	A	B	C	D	E	F	G
664050	40	38.10mm	140.00mm	19.00mm	20.00mm	40.00mm	8.33mm	6.35mm

RECOMMENDED FASTENERS

ITEM#	SERIES	QTY	BOLT	TNUT
651506	40	4	M8 x 16mm BHSCS	Economy

Metric Brackets

4 HOLE JOINING PLATE

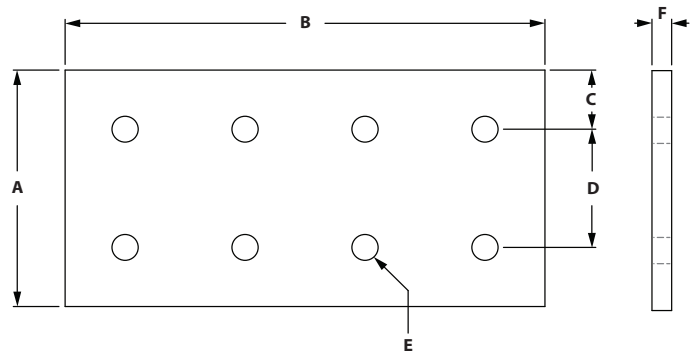


ITEM#	SERIES	A	B	C	D	E	F
664049	40	76.20mm	76.20mm	18.11mm	40.00mm	8.33mm	6.35mm

RECOMMENDED FASTENERS

ITEM#	SERIES	QTY	BOLT	TNUT
651506	40	4	M8 x 16mm BHSCS	Economy

8 HOLE JOINING PLATE

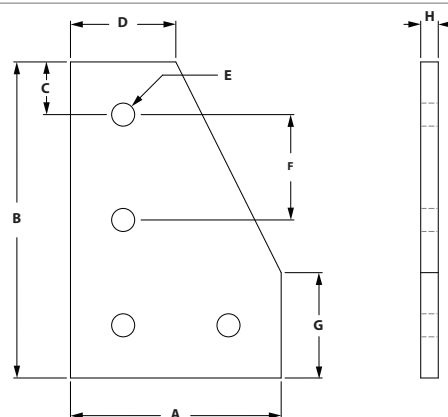


ITEM#	SERIES	A	B	C	D	E	F
659059	40	76.20mm	160.00mm	18.11mm	40.00mm	8.33mm	6.35mm

RECOMMENDED FASTENERS

ITEM#	SERIES	QTY	BOLT	TNUT
651506	40	8	M8 x 16mm BHSCS	Economy

4 HOLE 90° JOINING PLATE

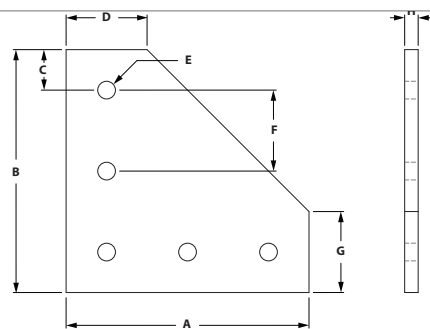


ITEM#	SERIES	A	B	C	D	E	F	G	H
664077	40	80.00mm	127.00mm	27.00mm	40.00mm	8.33mm	40.00mm	40.00mm	6.35mm

RECOMMENDED FASTENERS

ITEM#	SERIES	QTY	BOLT	TNUT
651506	40	4	M8 x 16mm BHSCS	Economy

5 HOLE 90° JOINING PLATE



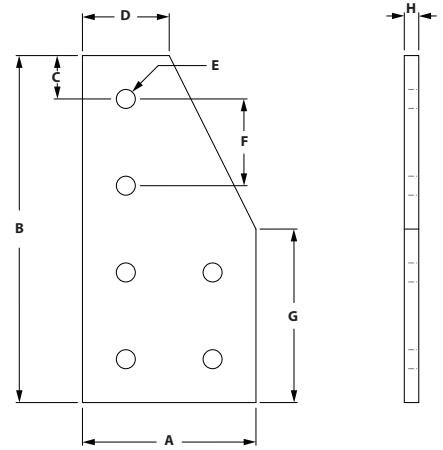
ITEM#	SERIES	A	B	C	D	E	F	G	H
664029	40	127.00mm	127.00mm	27.00mm	40.00mm	8.33mm	40.00mm	40.00mm	6.35mm

RECOMMENDED FASTENERS

ITEM#	SERIES	QTY	BOLT	TNUT
651506	40	5	M8 x 16mm BHSCS	Economy

Metric Brackets

6 HOLE 90° JOINING PLATE

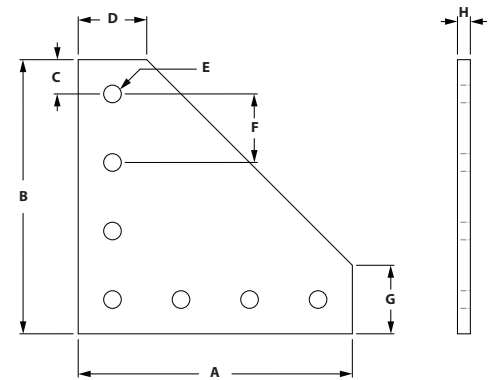


ITEM#	SERIES	A	B	C	D	E	F	G	H
682825	40	80.00mm	160.00mm	27.00mm	40.00mm	8.33mm	40.00mm	80.00mm	6.00mm

RECOMMENDED FASTENERS

ITEM#	SERIES	QTY	BOLT	TNUT
651506	40	6	M8 x 16mm BHSCS	Economy

7 HOLE 90° JOINING PLATE

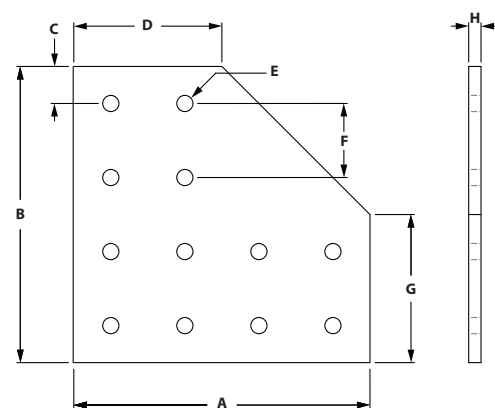


ITEM#	SERIES	A	B	C	D	E	F	G	H
664079	40	152.40mm	152.40mm	20.00mm	36.20mm	8.33mm	40.00mm	36.20mm	6.35mm

RECOMMENDED FASTENERS

ITEM#	SERIES	QTY	BOLT	TNUT
651506	40	7	M8 x 16mm BHSCS	Economy

12 HOLE 90° JOINING PLATE

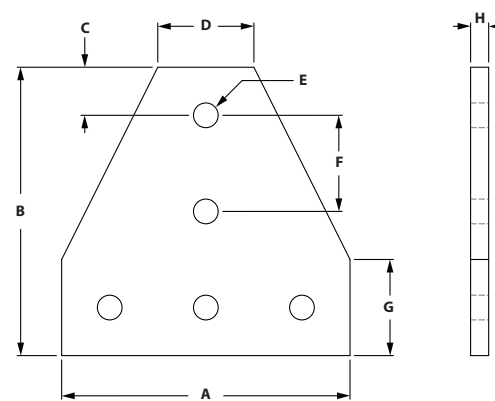


ITEM#	SERIES	A	B	C	D	E	F	G	H
664053	40	152.40mm	152.40mm	12.40mm	76.20mm	8.33mm	40.00mm	76.20mm	6.35mm

RECOMMENDED FASTENERS

ITEM#	SERIES	QTY	BOLT	TNUT
651506	40	12	M8 x 16mm BHSCS	Economy

5 HOLE TEE JOINING PLATE

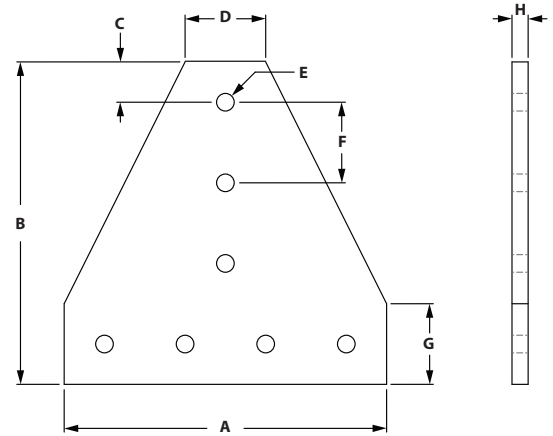


ITEM#	SERIES	A	B	C	D	E	F	G	H
664051	40	114.30mm	114.30mm	17.10mm	38.10mm	8.33mm	40.00mm	38.10mm	6.35mm

RECOMMENDED FASTENERS

ITEM#	SERIES	QTY	BOLT	TNUT
651506	40	5	M8 x 16mm BHSCS	Economy

7 HOLE TEE JOINING PLATE

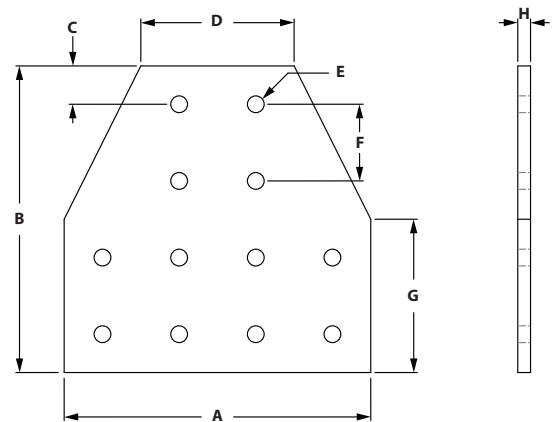


ITEM#	SERIES	A	B	C	D	E	F	G	H
664080	40	152.40mm	152.40mm	16.20mm	40.00mm	8.33mm	40.00mm	40.00mm	6.35mm

RECOMMENDED FASTENERS

ITEM#	SERIES	QTY	BOLT	TNUT
651506	40	7	M8 x 16mm BHSCS	Economy

12 HOLE TEE JOINING PLATE



ITEM#	SERIES	A	B	C	D	E	F	G	H
664054	40	152.40mm	152.40mm	16.20mm	76.20mm	8.33mm	40.00mm	76.20mm	6.35mm

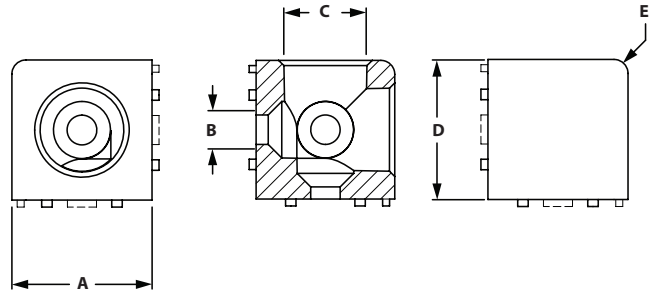
RECOMMENDED FASTENERS

ITEM#	SERIES	QTY	BOLT	TNUT
651506	40	12	M8 x 16mm BHSCS	Economy

2 HOLE CORNER CUBE



- Die-cast zinc
- Cover caps & 2 M5 x 14mm screws are included



ITEM#
653326

SERIES
20

A 20.00mm

B 6.20mm

C 12.00mm

D 20.00mm

E 1.50mm

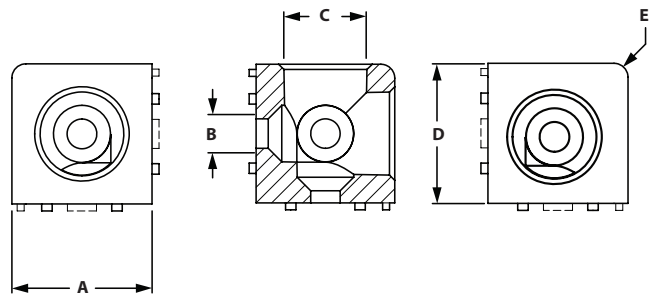
INCLUDED FASTENERS

QTY	DESCRIPTION
2	M5 X 14mm BHSCS

3 HOLE CORNER CUBE



- Die-cast zinc
- Cover caps & 3 M5 x 14mm screws are included



ITEM#
653327

SERIES
20

A 20.00mm

B 6.20mm

C 12.00mm

D 20.00mm

E 1.50mm

INCLUDED FASTENERS

QTY	DESCRIPTION
3	M5 x 14mm BHSCS

CONTENT

04 Fasteners

Fastener Application Test	384
Economy T-nuts	385
Standard T-nuts	385
Drop In T-nuts	386-387
Butt Fasteners	387
Anchor Fasteners	388
End Fasteners	388
Single Tab End Fastener	389
Z-Nuts	389
Screws	390-393
Washers & Hex Nuts	393-394
T-Matic Connectors	394
Inner Connector	395
Plate Connectors	395

04 FASTENERS METRIC

Metric Fasteners

RECOMMENDED TOOL SIZE FOR FASTENERS

THREAD SIZE	SHCS	BHSCS	FBHSCS	FHSCS
8-32	--	3/32"	--	--
10-32	5/32"	1/8"	--	--
1/4-20	3/16"	5/32"	5/32"	5/32"
5/16-18	1/4"	3/16"	3/16"	3/16"
3/8-16	5/16"	N/A	--	7/32"
M5	4mm	3mm	--	3mm
M6	5mm	4mm	--	4mm
M8	6mm	5mm	--	5mm
M10	8mm	6mm	--	6mm

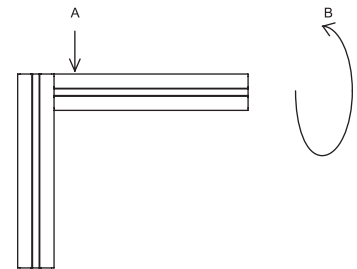
* Numbers in chart reflect hex tool size required.

FASTENER APPLICATION TEST

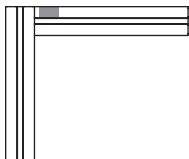
FASTENER	TS10-10		TS15-15L		TS15-15	
	A (lbs)	B	A (lbs)	B	A (lbs)	B
1	500	180 in/lbs	950	540 in/lbs	950	700 in/lbs
2	900	250 in/lbs	1,200	1,150 in/lbs	1,200	2,000 in/lbs
3	450	325 in/lbs	1,000	680 in/lbs	1,000	1,150 in/lbs
4	175	400 in/lbs	225	1,000 in/lbs	225	1,100 in/lbs
5	175	500 in/lbs	250	1,200 in/lbs	250	1,260 in/lbs
6	325	180 in/lbs	375	500 in/lbs	575	500 in/lbs
7	325	260 in/lbs	375	500 in/lbs	575	500 in/lbs

* All forces are approximate.

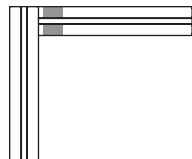
A - DIRECT FORCE
B - TORTIONAL FORCE



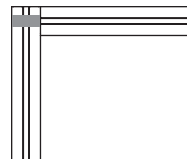
1 - SINGLE ANCHOR



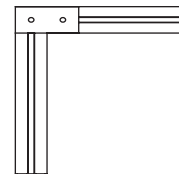
2 - DOUBLE ANCHOR



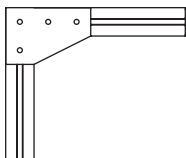
3 - END FASTENER



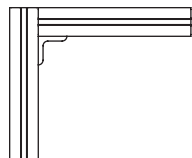
4 - JOINING STRIP



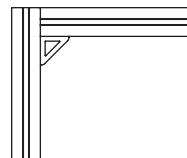
5 - 90° JOINING PLATE



6 - CORNER BRACKET



7 - CORNER GUSSET

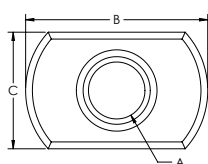


ECONOMY T-NUTS

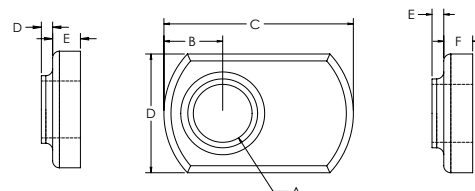


- Economical
- Extrusion end loading

CENTER THREAD



OFFSET THREAD



CENTER THREAD

ITEM#	FINISH	SERIES	A	B	C	D	E
682888	Bright Zinc	20	M5 x .8	16.00mm	9.60mm	0.80mm	2.40mm
651445	Black Zinc	40	M8 x 1.25	38.00mm	16.00mm	2.00mm	3.60mm

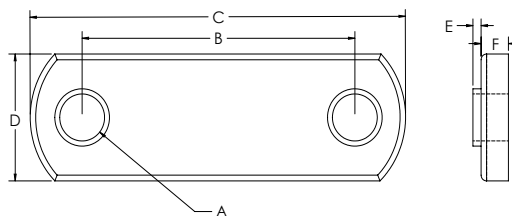
OFFSET THREAD

ITEM#	FINISH	SERIES	A	B	C	D	E	F
651366	Bright Zinc	40	M6 x 1.0	6.35mm	20.57mm	12.95mm	1.27mm	3.05mm
651367	Bright Zinc	40	M8 x 1.25	7.11mm	25.40mm	16.25mm	2.03mm	3.55mm

DOUBLE ECONOMY T-NUTS




- Economical
- Extrusion end loading
- Convenient and better productivity over single economy T-Nut



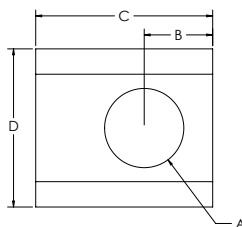
ITEM#	FINISH	SERIES	A	B	C	D	E	F
651461	Black Zinc	40	M8 x 1.25	40mm	76mm	16mm	2.032mm	3.556mm

STANDARD T-NUTS OFFSET

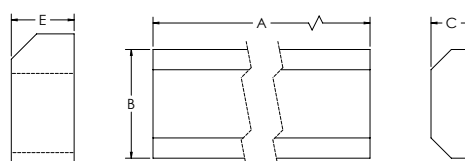


- Extrusion end loading
- Economical

STANDARD



PROFILE



ITEM#	FINISH	SERIES	A	B	C	D	E
651393	Black Zinc	40	M6 x 1.0	6.86mm	17.73mm	15.85mm	6.30mm
651395	Bright Zinc	40	M8 x 1.25	6.86mm	17.73mm	15.85mm	6.30mm

PROFILES

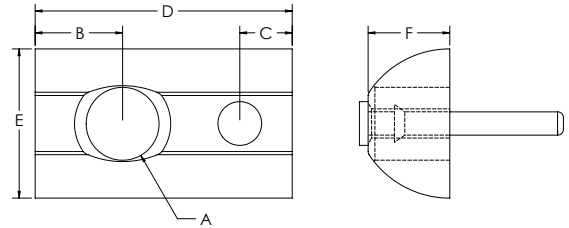
ITEM#	FINISH	SERIES	A	B	C
651475	Mill Finish	40	36.000"	.624"	.248"

Metric Fasteners

DROP IN T-NUTS WITH RUBBER HANDLE



- Tapered bottom allows for easy loading and removal from extrusion slot
- Reduces assembly time
- Easy to add and reposition in T-Slot when ends are closed off
- Rubber nub holds T-Nut in vertical T-Slot

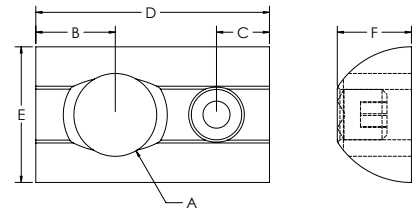


ITEM#	FINISH	SERIES	A	B	C	D	E	F
651372	Bright Zinc	40	M6 x 1.0	7.62mm	4.57mm	22.35mm	12.95mm	7.11mm
651371	Bright Zinc	40	M8 x 1.25	7.62mm	4.57mm	22.35mm	12.95mm	7.11mm

DROP IN T-NUTS WITH SET SCREW



- Tapered bottom allows for easy loading and removal from extrusion slot
- Reduces assembly time
- Easy to add and reposition in T-Slot when ends are closed off
- Set screw holds T-Nut in vertical T-Slot

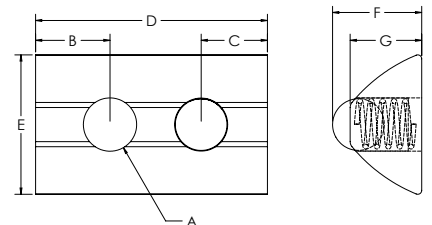


ITEM#	FINISH	SERIES	A	B	C	D	E	F
651425	Bright Zinc	40	M6 x 1.0	7.62mm	5.08mm	22.35mm	12.95mm	7.11mm
651421	Bright Zinc	40	M8 x 1.25	7.62mm	5.08mm	22.35mm	12.95mm	7.11mm

DROP IN T-NUTS WITH BALL BEARING



- Tapered bottom allows for easy loading and removal from extrusion slot
- Reduces assembly time
- Easy to add and reposition in T-Slot when ends are closed off
- Ball bearing holds T-Nut in vertical T-Slot



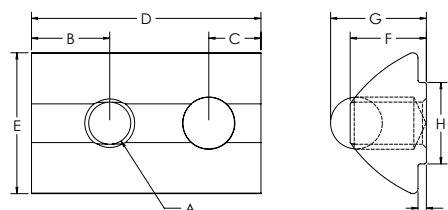
ITEM#	FINISH	SERIES	A	B	C	D	E	F	G
651646	Bright Zinc	40	M5 x .8	7.11mm	6.35mm	22.35mm	13.21mm	8.38mm	6.86mm
651647	Bright Zinc	40	M6 X 1.0	7.11mm	6.35mm	22.35mm	13.21mm	8.38mm	6.86mm
651626	Bright Zinc*	40	M6 X 1.0	6.35mm	6.00mm	23.00mm	18.00mm	8.60mm	6.80mm
651648	Bright Zinc	40	M8 x 1.25	7.11mm	6.35mm	22.35mm	13.21mm	8.38mm	6.86mm

* Heavy duty tnut

STEPPED DROP IN T-NUT WITH BALL BEARING



- Zinc plated stainless steel
- Self aligning roll in T-SLOT nut with spring ball

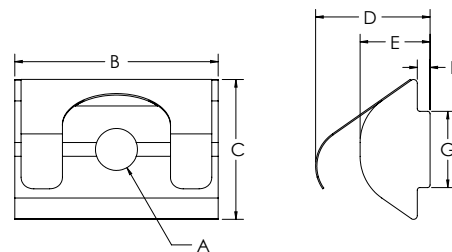


ITEM#	FINISH	SERIES	A	B	C	D	E	F	G	H	J
651551	Bright Zinc	20	M5 x .8	3.80mm	3.00mm	12.00mm	7.70mm	4.00mm	5.00mm	4.90mm	0.60mm
651623	Bright Zinc	40	M4 x .7	7.62mm	5.08mm	22.00mm	13.50mm	7.20mm	8.95mm	7.80mm	0.80mm
664111	Bright Zinc	40	M5 x .8	7.62mm	5.08mm	22.00mm	13.50mm	7.20mm	8.95mm	7.80mm	0.80mm
664112	Bright Zinc	40	M6 x 1.0	7.62mm	5.08mm	22.00mm	13.50mm	7.20mm	8.95mm	7.80mm	0.80mm
664113	Bright Zinc	40	M8 x 1.25	7.62mm	5.08mm	22.00mm	13.50mm	7.20mm	8.95mm	7.80mm	0.80mm

STEPPED DROP IN T-NUT WITH SPRING LEAF



- Zinc plated steel
- Self aligning roll in t-nut with spring leaf

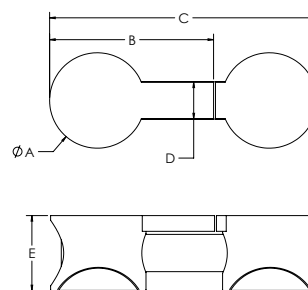


ITEM#	FINISH	SERIES	A	B	C	D	E	F	G
651711	Bright Zinc	40	M5 x .8	22.00mm	13.00mm	13.40mm	7.19mm	0.79mm	7.80mm
651712	Bright Zinc	40	M6 x 1.0	22.00mm	13.00mm	13.40mm	7.19mm	0.79mm	7.80mm
651713	Bright Zinc	40	M8 x 1.25	22.00mm	13.00mm	13.40mm	7.19mm	0.79mm	7.80mm

BUTT FASTENERS



- Allows you to butt two extrusions end to end for maximum strength and alignment
- See page 466 for machining



ITEM#	FINISH	SERIES	A	B	C	D	E
651154	Bright Zinc	40	20.32mm	35.05mm	56.90mm	7.87mm	16.00mm
651633	Black	40	20.32mm	35.05mm	56.90mm	7.87mm	16.00mm

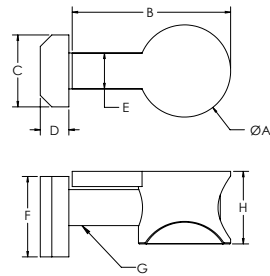
Metric Fasteners

ANCHOR FASTENERS



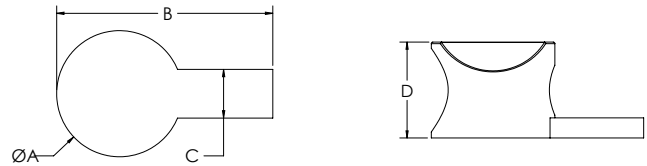
- Strongest of available fasteners
- Creates 90 degree T-Slot connections
- All T-Nuts are offset
- See page 466 for machining

STANDARD TNUT



ITEM#	FINISH	SERIES	A	B	C	D	E	F	G	H
651424	Bright Zinc	40	20.32mm	35.05mm	15.85mm	6.35mm	7.87mm	17.78mm	M8 x 30mm SHCS	16.00mm
651617	Black	40	20.32mm	35.05mm	15.85mm	6.35mm	7.87mm	17.78mm	M8 x 30mm SHCS	16.00mm

ANCHOR FASTENER CAMS

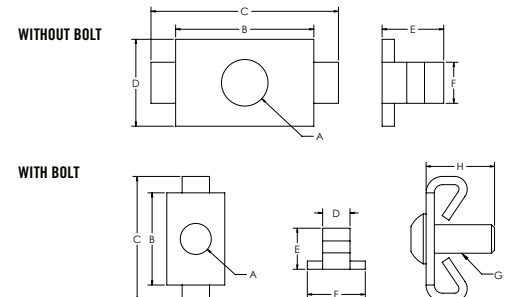


ITEM#	FINISH	SERIES	A	B	C	D
651147	Bright Zinc	40	20.32mm	35.05mm	7.87mm	16.00mm
651565	Black	40	20.32mm	35.05mm	7.87mm	16.00mm

END FASTENERS



- Provides a hidden fastener when connecting extrusions at 90 degrees
- Mating extrusions glide over end fastener
- Tapping service required in the extrusion base end and access hole in the mating extrusion
- Prevents mating extrusion from rotating



ITEM#	FINISH	SERIES	A	B	C	D	E	F
651289	Bright Zinc	40	8.63mm	25.65mm	34.80mm	16.25mm	11.43mm	7.62mm
651160	Black Zinc	40	8.63mm	25.65mm	34.80mm	16.25mm	11.43mm	7.62mm

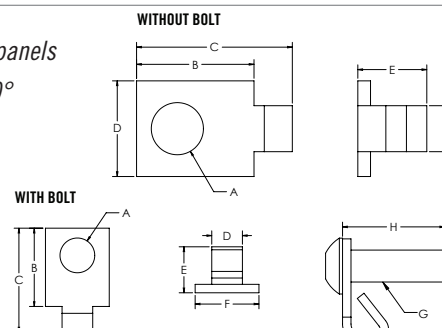
WITH BOLTS

ITEM#	FINISH	SERIES	A	B	C	D	E	F	G	H
651418	Bright Zinc	40	8.63mm	25.65mm	34.80mm	7.62mm	11.43mm	16.25mm	M8 x 20mm BHSCS	20.00mm

SINGLE TAB END FASTENERS



- Allows for panels to mate in slots without having to notch panels
- Provides hidden fastener when connecting extrusions at 90°
- Mating extrusions glide over end fastener
- Tapping service required in the extrusion base end and access hole in the mating extrusions



ITEM#	FINISH	SERIES	A	B	C	D	E	F
651495	Bright Zinc	40	8.63mm	19.56mm	25.91mm	7.62mm	11.43mm	15.75mm

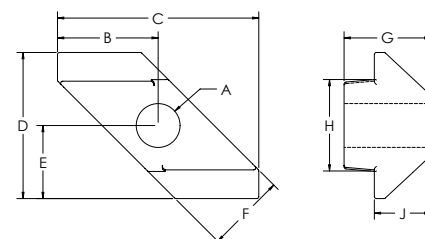
WITH BOLTS

ITEM#	FINISH	SERIES	A	B	C	D	E	F	G	H
651502	Bright Zinc	40	8.63mm	19.56mm	25.91mm	7.62mm	11.43mm	15.75mm	M8 x 20mm BHSCS	24.89mm

Z-NUTS



- Design allows for easy loading from extrusion slot
- Metric thread size only

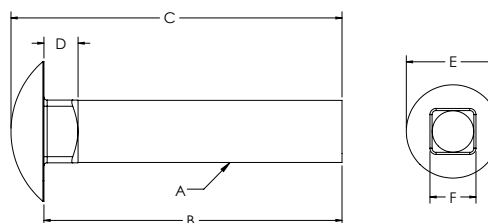


ITEM#	FINISH	SERIES	A	B	C	D	E	F	G	H	J
662002	Bright Zinc	40	M5 x .08	9.65mm	19.30mm	14.00mm	7.00mm	7.60mm	8.30mm	8.76mm	5.41mm
662001	Bright Zinc	40	M6 x 1.0	9.65mm	19.30mm	14.00mm	7.00mm	7.60mm	8.30mm	8.76mm	5.41mm

ECONOMY TLOTS STUDS



- Extrusion end loading only



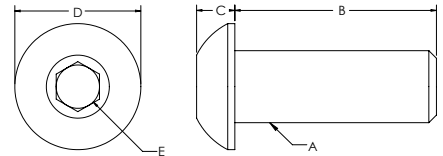
ITEM#	FINISH	SERIES	A	B	C	D	E	F
651378	Bright Zinc	40	M8	20.00mm	24.40mm	5.00mm	19.35mm	8.00mm
651379	Bright Zinc	40	M8	25.00mm	29.40mm	5.00mm	19.35mm	8.00mm
651380	Bright Zinc	40	M8	30.00mm	34.40mm	5.00mm	19.35mm	8.00mm
651381	Bright Zinc	40	M8	35.00mm	39.40mm	5.00mm	19.35mm	8.00mm

Metric Fasteners

BUTTON HEAD SOCKET CAP SCREW & ASSEMBLIES



- Grade 8 or stronger
- Alloy steel
- ANSI B18.3 rating



ITEM#	FINISH	A	B	C	D	E
651615	Black Phosphate	M5	8mm	2.75mm	9.50mm	3.44mm
651625	Bright Zinc	M5	8mm	2.75mm	9.50mm	3.44mm
699939	Black Phosphate	M5	10mm	2.75mm	9.50mm	3.44mm
699936	Black Phosphate	M6	10mm	3.15mm	10.35mm	4.58mm
681430	Stainless Steel	M6	10mm	3.15mm	10.35mm	4.58mm
651333	Black Phosphate	M6	12mm	3.15mm	10.35mm	4.58mm
683512	Stainless Steel	M6	12mm	3.15mm	10.35mm	4.58mm
651570	Black Phosphate	M6	14mm	3.15mm	10.35mm	4.58mm
683210	Stainless Steel	M6	14mm	3.15mm	10.35mm	4.58mm
651335	Black Phosphate	M6	16mm	3.15mm	10.35mm	4.58mm
659232	Stainless Steel	M6	16mm	3.15mm	10.35mm	4.58mm
651579	Black Phosphate	M6	18mm	3.15mm	10.35mm	4.58mm
683044	Stainless Steel	M6	18mm	3.15mm	10.35mm	4.58mm
651340	Black Phosphate	M6	20mm	3.15mm	10.35mm	4.58mm
651661	Bright Zinc	M6	20mm	3.15mm	10.35mm	4.58mm
683163	Stainless Steel	M6	20mm	3.15mm	10.35mm	4.58mm
651341	Black Phosphate	M6	25mm	3.15mm	10.35mm	4.58mm
651343	Black Phosphate	M8	12mm	4.25mm	13.75mm	5.72mm
651580	Black Phosphate	M8	14mm	4.25mm	13.75mm	5.72mm
651345	Black Phosphate	M8	16mm	4.25mm	13.75mm	5.72mm
681883	Stainless Steel	M8	16mm	4.25mm	13.75mm	5.72mm
651581	Black Phosphate	M8	18mm	4.25mm	13.75mm	5.72mm
683164	Stainless Steel	M8	18mm	4.25mm	13.75mm	5.72mm
651347	Black Phosphate	M8	20mm	4.25mm	13.75mm	5.72mm
659929	Stainless Steel	M8	20mm	4.25mm	13.375mm	5.72mm
651351	Black Phosphate	M8	25mm	4.25mm	13.75mm	5.72mm

BUTTON HEAD SOCKET CAP SCREW COMBINATION PARTS

ITEM#	SERIES	BOLT ITEM	FINISH	THREAD	LENGTH	TNUT ITEM	TNUT TYPE	FINISH
651593	10	683210	Stainless Steel	M6	14mm	651386	Economy	Black Zinc
651594	10	659232	Stainless Steel	M6	16mm	651386	Economy	Black Zinc
651595	10	683044	Stainless Steel	M6	18mm	651386	Economy	Black Zinc
651596	10	683163	Stainless Steel	M6	20mm	651386	Economy	Black Zinc
651709	20	651615	Black Phosphate	M5	8mm	651551	Drop-In	Bright Zinc
651601	40	683210	Stainless Steel	M6	14mm	651366	Economy	Black Zinc
651771	40	651335	Black Phosphate	M6	16mm	651366	Economy	Black Zinc
651602	40	659232	Stainless Steel	M6	16mm	651366	Economy	Black Zinc
651793	40	651579	Black Phosphate	M6	16mm	651366	Economy	Black Zinc

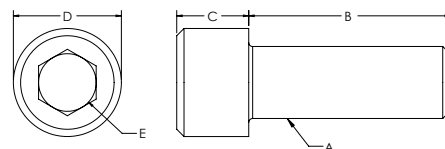
CONTINUED NEXT PAGE

651603	40	683044	Stainless Steel	M6	18mm	651366	Economy	Black Zinc
651772	40	651340	Black Phosphate	M6	20mm	651352	Hex Nut	Black Zinc
651604	40	683163	Stainless Steel	M6	20mm	651366	Economy	Black Zinc
651767	40	651343	Black Phosphate	M8	12mm	651367	Economy	Black Zinc
651507	40	651345	Black Phosphate	M8	16mm	651395	Standard	Black Zinc
651508	40	651345	Black Phosphate	M8	16mm	651648	Drop-In	Bright Zinc
651506	40	651345	Black Phosphate	M8	16mm	651367	Economy	Black Zinc
651521	40	651345	Black Phosphate	M8	16mm	651461	DBL Economy	Black Zinc
651605	40	681883	Stainless Steel	M8	16mm	651366	Economy	Black Zinc
651606	40	683164	Stainless Steel	M8	18mm	651366	Economy	Black Zinc
651607	40	659929	Stainless Steel	M8	20mm	651366	Economy	Black Zinc
651788	40	651347	Black Phosphate	M8	20mm	651367	Economy	Black Zinc

SOCKET HEAD CAP SCREWS & ASSEMBLIES



- Grade 8 or stronger
- Alloy steel
- ANSI B18.3 rating



ITEM#	FINISH	A	B	C	D	E
699933	Black Phosphate	M5	16mm	4.91mm	8.33mm	4.58mm
699932	Black Phosphate	M6	10mm	5.85mm	10.00mm	5.72mm
651332	Black Phosphate	M6	12mm	5.85mm	10.00mm	5.72mm
651546	Black Phosphate	M6	14mm	5.85mm	10.00mm	5.72mm
658467	Stainless Steel	M6	14mm	5.85mm	10.00mm	5.72mm
651334	Black Phosphate	M6	16mm	5.85mm	10.00mm	5.72mm
680015	Stainless Steel	M6	16mm	5.85mm	10.00mm	5.72mm
651573	Black Phosphate	M6	18mm	5.85mm	10.00mm	5.72mm
683159	Stainless Steel	M6	18mm	5.85mm	10.00mm	5.72mm
651337	Black Phosphate	M6	20mm	5.85mm	10.00mm	5.72mm
683162	Stainless Steel	M6	20mm	5.85mm	10.00mm	5.72mm
651338	Black Phosphate	M6	25mm	5.85mm	10.00mm	5.72mm
658592	Black Phosphate	M6	35mm	5.85mm	10.00mm	5.72mm
651342	Black Phosphate	M8	12mm	7.82mm	13.10mm	6.86mm
651575	Black Phosphate	M8	14mm	7.82mm	13.10mm	6.86mm
651344	Black Phosphate	M8	16mm	7.82mm	13.10mm	6.86mm
683160	Stainless Steel	M8	16mm	7.82mm	13.10mm	6.86mm
651577	Black Phosphate	M8	18mm	7.82mm	13.10mm	6.86mm
683161	Stainless Steel	M8	18mm	7.82mm	13.10mm	6.86mm
651346	Black Phosphate	M8	20mm	7.82mm	13.10mm	6.86mm
681379	Stainless Steel	M8	20mm	7.82mm	13.10mm	6.86mm
651350	Black Phosphate	M8	25mm	7.82mm	13.10mm	6.86mm
651616	Black Phosphate	M8	30mm	7.82mm	13.10mm	6.86mm
651354	Bright Zinc	M8	30mm	7.82mm	13.10mm	6.86mm
682660	Black Phosphate	M8	35mm	7.82mm	13.10mm	6.86mm

Metric Fasteners

SOCKET HEAD SOCKET CAP SCREWS (CONTINUED)

ITEM#	FINISH	A	B	C	D	E
651542	Black Phosphate	M8	40mm	7.82mm	13.10mm	6.86mm
651562	Black Phosphate	M8	45mm	7.82mm	13.10mm	6.86mm
651553	Black Phosphate	M8	50mm	7.82mm	13.10mm	6.86mm
651563	Black Phosphate	M8	60mm	7.82mm	13.10mm	6.86mm
651564	Black Phosphate	M8	80mm	7.82mm	13.10mm	6.86mm
651552	Black Phosphate	M8	90mm	7.82mm	13.10mm	6.00mm
651541	Black Phosphate	M10	40mm	9.82mm	13.10mm	8.10mm

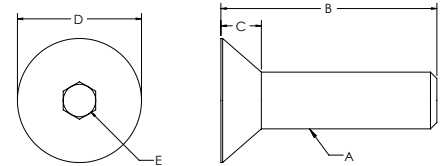
SOCKET HEAD CAP SCREWS COMBINATION PARTS

ITEM#	SERIES	BOLT ITEM	FINISH	THREAD	LENGTH	TNUT ITEM	TNUT TYPE	FINISH
651597	10	658467	Stainless Steel	M6	14mm	651386	Economy	Black Zinc
651734	10	651334	Black Phosphate	M6	16mm	651386	Economy	Black Zinc
651598	10	680015	Stainless Steel	M6	16mm	651386	Economy	Black Zinc
651599	10	683159	Stainless Steel	M6	18mm	651386	Economy	Black Zinc
651600	10	683162	Stainless Steel	M6	20mm	651386	Economy	Black Zinc
651787	40	699933	Black Phosphate	M5	16mm	651646	Drop-In	Bright Zinc
651776	40	651332	Black Phosphate	M6	12mm	651366	Economy	Black Zinc
651608	40	658467	Stainless Steel	M6	14mm	651366	Economy	Black Zinc
651774	40	651334	Black Phosphate	M6	16mm	651366	Economy	Black Zinc
651609	40	680015	Stainless Steel	M6	16mm	651366	Economy	Black Zinc
651610	40	683159	Stainless Steel	M6	18mm	651366	Economy	Black Zinc
651775	40	651337	Black Phosphate	M6	20mm	651366	Economy	Black Zinc
651611	40	683162	Stainless Steel	M6	20mm	651366	Economy	Black Zinc
651777	40	651338	Black Phosphate	M6	25mm	651366	Economy	Black Zinc
651778	40	682072	Black Phosphate	M6	30mm	651366	Economy	Black Zinc
651779	40	682542	Black Phosphate	M6	40mm	651366	Economy	Black Zinc
651780	40	651344	Black Phosphate	M8	16mm	651367	Economy	Black Zinc
651612	40	683160	Stainless Steel	M8	16mm	651367	Economy	Black Zinc
651769	40	651577	Black Phosphate	M8	18mm	651367	Economy	Black Zinc
651613	40	683161	Stainless Steel	M8	18mm	651367	Economy	Black Zinc
651614	40	681379	Stainless Steel	M8	20mm	651367	Economy	Black Zinc
651512	40	651344	Black Phosphate	M8	16mm	651367	Economy	Bright Zinc
651426	40	651346	Black Phosphate	M8	20mm	651367	Economy	Bright Zinc

FLATHEAD SOCKET CAP SCREW



- Grade 8 or stronger
- Alloy steel
- ANSI B18.3 rating



ITEM#	FINISH	A	B	C	D	E
651680	Black Phosphate	M4	8mm	2.20mm	8.00mm	2.5mm
682924	Black Phosphate	M5	16mm	3.00mm	9.70mm	3mm
651582	Black Phosphate	M5	20mm	3.00mm	9.70mm	3mm
651515	Black Phosphate	M6	12mm	3.72mm	11.78mm	4mm
651571	Black Phosphate	M6	14mm	3.72mm	11.78mm	4mm
651516	Black Phosphate	M6	16mm	3.72mm	11.78mm	4mm
651572	Black Phosphate	M6	18mm	3.72mm	11.78mm	4mm
651549	Black Phosphate	M6	20mm	3.72mm	11.78mm	4mm
683581	Black Phosphate	M6	22mm	3.72mm	11.78mm	4mm
651578	Black Phosphate	M8	12mm	4.96mm	15.66mm	5mm
651574	Black Phosphate	M8	14mm	4.96mm	15.66mm	5mm
651517	Black Phosphate	M8	16mm	4.96mm	15.66mm	5mm
651576	Black Phosphate	M8	18mm	4.96mm	15.85mm	5mm
651518	Bright Zinc	M8	20mm	4.96mm	15.85mm	5mm

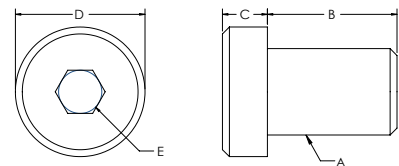
FLAT HEAD CAP SCREWS COMBINATION PARTS

ITEM#	SERIES	BOLT ITEM	FINISH	THREAD	LENGTH	TNUT ITEM	TNUT TYPE	FINISH
651728	40	682924	Black Phosphate	M5	16mm	671338	Hammer Nut	Bright Zinc
651729	40	651582	Black Phosphate	M5	20mm	671338	Hammer Nut	Bright Zinc
651768	40	651571	Black Phosphate	M6	14mm	651366	Economy	Black Zinc
651773	40	651516	Black Phosphate	M6	16mm	651366	Economy	Black Zinc
651741	40	651516	Black Phosphate	M6	20mm	651352	Hex Nut	Black Zinc

LOWHEAD SOCKET CAP SCREW

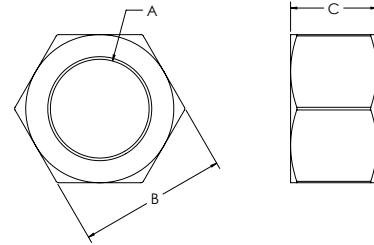


- Grade 8 or stronger
- Alloy steel
- ANSI B18.3 rating



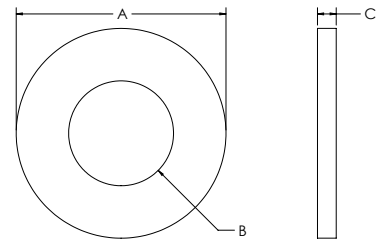
ITEM#	FINISH	A	B	C	D	E
683074	Stainless Steel	M8	25.00mm	5.00mm	13.00mm	5mm
682961	Black Phosphate	M8	30.00mm	4.93mm	12.90mm	5mm

HEX NUTS



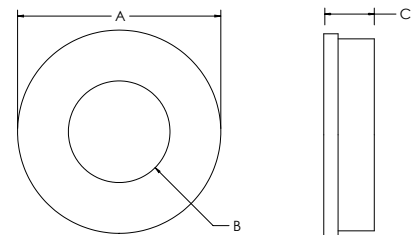
ITEM#	FINISH	A	B	C
651352	Black Zinc	M6	9.80mm	4.80mm
651353	Black Zinc	M8	12.80mm	6.30mm
680597	Bright Zinc	M12	18.80mm	9.80mm

WASHERS



ITEM#	FINISH	TYPE	A	B	C
651550	Bright Zinc	M5	10.00mm	5.20mm	1.00mm
651388	Bright Zinc	M6	11.80mm	6.50mm	1.60mm
651387	Black Zinc	M8	15.70mm	8.50mm	1.75mm
681813	Bright Zinc	M10	19.75mm	10.60mm	2.00mm

WASHERS WITH RUBBER SEAL

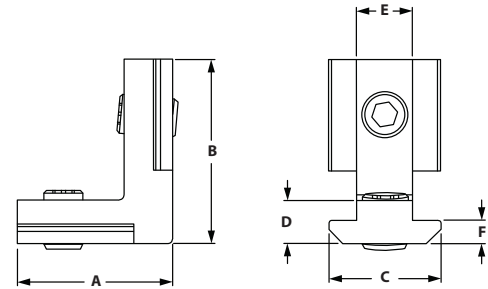


ITEM#	FINISH	TYPE	A	B	C
683422	Stainless Steel	M6	12.70mm	6.60mm	2.50mm
683139	Stainless Steel	M8	15.88mm	8.38mm	2.50mm

INNER CONNECTORS



- Connects two extrusions at a 90° angle
- No machining required



ITEM#
671654

SERIES
40

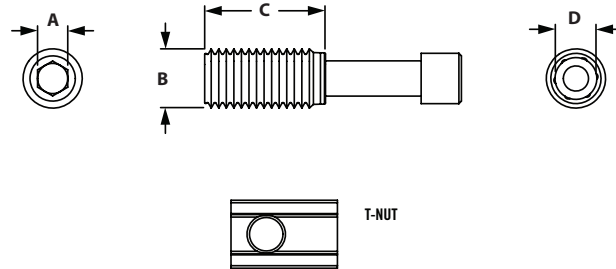
A 21.00mm **B** 30.00mm **C** 15.80mm **D** 7.80mm

E 8.00mm **F** 6.00mm

T-MATIC CONNECTORS



- Connects two extrusions at a 90° angle
- No machining required
- T-nut included



ITEM#
683553

SERIES
40

FINISH
Bright Zinc

ITEM#
683583

SERIES
40

FINISH
Stainless Steel

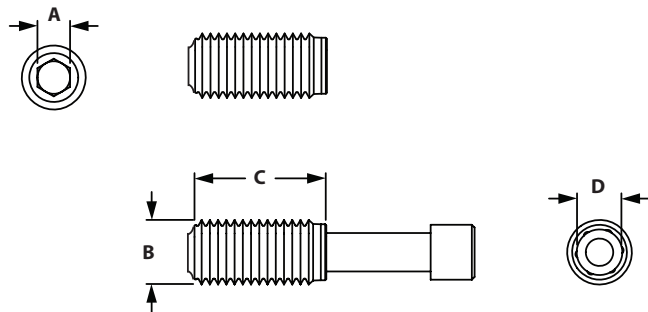
A 6.00mm **B** 12.00mm **C** 24.00mm **D** T50

A 6.00mm **B** 12.00mm **C** 24.00mm **D** T50

T-MATIC BUTT CONNECTORS



- Connects two extrusions face-to-face
- No machining required



ITEM#
683619

SERIES
40

FINISH
Stainless Steel

SCREW
M6 X 50mm SHCS

A 6.00mm **B** 12.00mm **C** 31.00mm **D** 6.00mm

CONTENT

05 TSLOTS Hardware

Hinges	398-402
Handles	403-405
Door Catches	406-411
Door Slide Track	411
Tool Hangers & Clamp	412-413
Binder Clips & Binding Blocks	413-414
End Caps & Covers	415-416
Casters	417-419
Leveling Feet	420-421
Base Plates	422-424
Floor Mounts	425
Pivot Joints	426-427

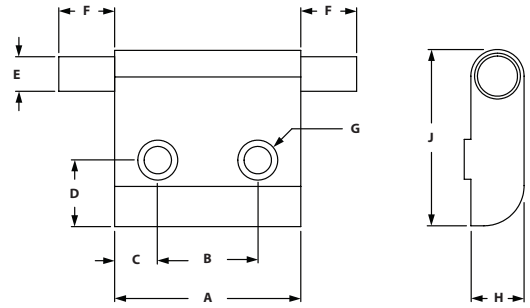
05 HARDWARE METRIC

Heavy Duty Lift Off Hinges

HEAVY DUTY LIFT OFF HINGES



- Heavy duty lift off hinges are strong and durable
- Mounting fasteners included



RIGHT HAND HINGES

ITEM#	SERIES	PIN	A	B	C	D	E	F	G	H	J
699689	40	Short	44.45mm	23.88mm	10.29mm	15.88mm	6.35mm	9.14mm	6.53mm	12.70mm	43.05mm
699690	40	Long	44.45mm	23.88mm	10.29mm	15.88mm	6.35mm	19.05mm	6.53mm	12.70mm	43.05mm

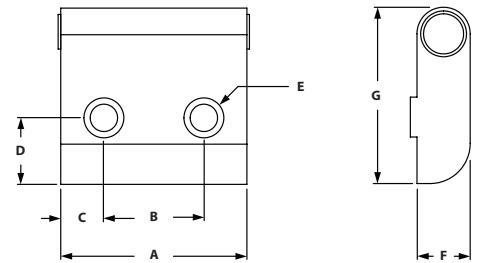
LEFT HAND HINGES

ITEM#	SERIES	PIN	A	B	C	D	E	F	G	H	J
699691	40	Short	44.45mm	23.88mm	10.29mm	15.88mm	6.35mm	9.14mm	6.53mm	12.70mm	43.05mm
699692	40	Long	44.45mm	23.88mm	10.29mm	15.88mm	6.35mm	19.05mm	6.53mm	12.70mm	43.05mm

HEAVY DUTY HINGE BUSHINGS



- Heavy duty bushing for lift off hinges to create assemblies
- Engineered Polymer bushing
- Mounting fasteners included



ITEM#	SERIES	A	B	C	D	E	F	G
699693	40	44.45mm	23.88mm	10.29mm	15.88mm	6.53mm	12.70mm	43.05mm

INCLUDED FASTENERS

SERIES	QTY	BOLT #	BOLT DESCRIPTION	TNUT #	TNUT DESCRIPTION
40	2	651334	M6 x 16mm SHCS	651366	Economy

HEAVY DUTY LIFT OFF HINGE ASSEMBLIES



- Heavy duty hinge assembly comes with 1 bushing and 1 left or right hinge
- Short and long pins are available
- Mounting fasteners included

ASSEMBLY PARTS

ITEM#	SERIES	PIN	STYLE	BUSHING (QTY)	HINGE (QTY)
699694	40	Short	Left Hand	699693 (1)	699691 (1)
699695	40	Short	Right Hand	699693 (1)	699689 (1)
699696	40	Long	Left Hand	699693 (1)	699692 (1)
699697	40	Long	Right Hand	699693 (1)	699690 (1)

HEAVY DUTY LIFT OFF PAIR HINGE ASSEMBLIES



- Heavy duty lift off pair assembly comes with 2 bushings and 1 short and long hinge
- Available in left and right hand
- Mounting fasteners included

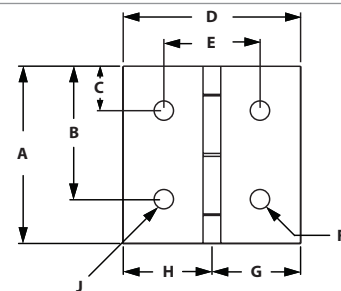
ASSEMBLY PARTS

ITEM#	SERIES	STYLE	BUSHING (QTY)	SHORT HINGE (QTY)	LONG HINGE (QTY)
699698	40	Left Hand	699693 (2)	699691 (1)	699692 (1)
699699	40	Right Hand	699693 (2)	699689 (1)	699690 (1)

ALUMINUM HINGES



- Hinges TSLOTS extrusions together
- Low profile mounts to T-Slot
- Clear anodize finish matches T-slot finish
- Gap of .050" between extrusions



ITEM#	SERIES	A	B	C	D	E	F	G	H	J	CAPACITY
655082	40	3.000"	2.250"	.750"	3.000"	1.625"	.328"	1.500"	1.500"	.328"	75lbs

RECOMMENDED FASTENERS

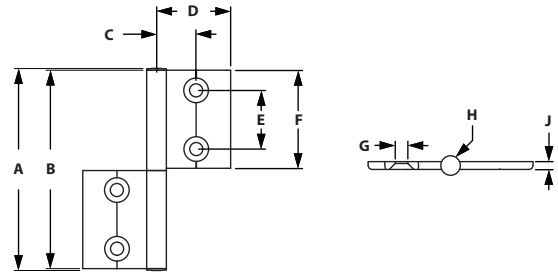
ITEM#	SERIES	QTY	DESCRIPTION
651767	40	4	M8 x 12mm BHSCS & Economy Trut

TSLOTS Hardware

CONCEALED ALUMINUM HINGE



- For panels and aluminum profiles
- Individual assembly of concealed hinges



ITEM#	SERIES	A	B	C	D	E	F	G	H	J
682865	40	103mm	101mm	25mm	42mm	30mm	50mm	ø6.4mm	ø10mm	4mm

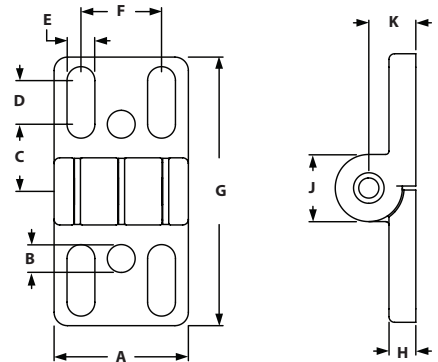
RECOMMENDED FASTENERS

ITEM#	SERIES	QTY	DESCRIPTION
651768	40	4	M6 x 14mm FHSCS & Economy Tnut

UNIVERSAL DOOR HINGE WITH OBLONG HOLES



- Hinges panels or extrusions
- Oblong holes allow you to adjust the gap of the door or panel
- Die-cast black powder coated



ITEM#	SERIES	A	B	C	D	E	F	G	H	J	K
655768	40	40mm	8.3mm	20mm	13mm	8.3mm	24mm	80mm	8mm	20mm	14mm

RECOMMENDED FASTENERS (TO EXTRUSION SLOT)

ITEM#	SERIES	QTY	DESCRIPTION
651769	40	4	M8 x 18mm SHCS & Offset Economy Tnut

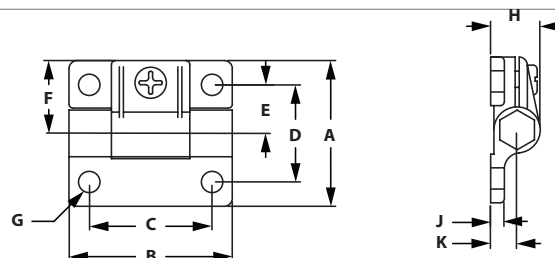
RECOMMENDED FASTENERS (TO PANEL)

ITEM#	SERIES	QTY	BOLT
651770	40	4	M8 x 20mm FHSCS w/Hex Nut & Washer

PLASTIC ADJUSTABLE HINGES



- Allows you to mount plastic panels and doors directly to TSLOTS
- Adjustable hinge allows you to increase or decrease pivot tension
- Adjustable Hinges are not suitable for hinging two TSLOTS extrusions together



ITEM#	SERIES	A	B	C	D	E	F	G	H	J	K
655077	40	57.15mm	63.50mm	47.75mm	38.10mm	19.00mm	28.58mm	6.86mm	19.56mm	5.08mm	10.40mm

RECOMMENDED FASTENERS (MOUNT TO EXTRUSION)

ITEM#	SERIES	QTY	DESCRIPTION
651771	40	2-4	M6 x 16mm BHSCS & Economy Tnut

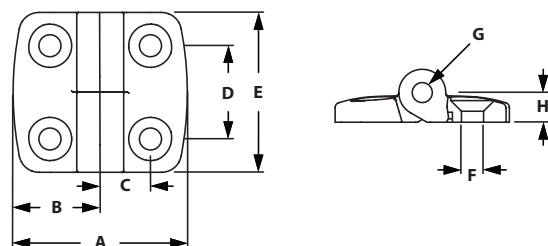
RECOMMENDED FASTENERS (MOUNT TO PANEL)

ITEM#	SERIES	QTY	DESCRIPTION
651772	40	2	M6 x 20mm BHSCS w/Hex Nut & Washer

PLASTIC LIFT OFF HINGES



- Hinges panels or extrusions
- Black fiberglass reinforced nylon, stainless steel bolt



ITEM#	SERIES	LIFT OFF	A	B	C	D	E	F	G	H
655776	40	Right Hand	77mm	38.5mm	22.5mm	28mm	48mm	6.6mm	14mm	9mm
655775	40	Left Hand	77mm	38.5mm	22.5mm	28mm	48mm	6.6mm	14mm	9mm

RECOMMENDED FASTENERS (TO EXTRUSION SLOT)

ITEM#	SERIES	QTY	DESCRIPTION
651773	40	4	M6 x 16mm FHSCS & Offset Economy Tnut

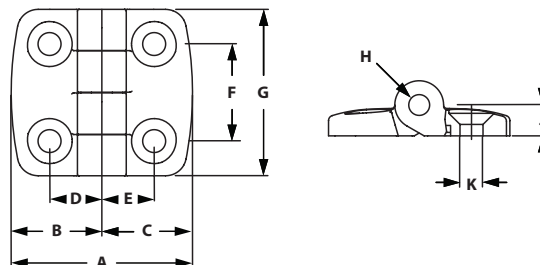
RECOMMENDED FASTENERS (TO PANEL)

ITEM#	SERIES	QTY	BOLT
651741	40	4	M6 x 20mm FHSCS w/Hex Nut & Washer

PLASTIC HINGES



- Black fiberglass reinforced nylon, stainlesssteel bolt
- Hinges TLOTS Extrusions together



ITEM#	SERIES	A	B	C	D	E	F	G	H	J	K
655680	40	71.00mm	35.50mm	35.50mm	20.00mm	20.00mm	28.00mm	48.00mm	6.00mm	9.00mm	6.60mm

RECOMMENDED FASTENERS

ITEM#	SERIES	QTY	DESCRIPTION
651773	40	4	M6 x 16mm FHSCS & Economy Tnut

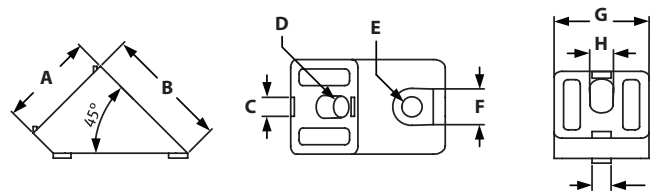
RECOMMENDED FASTENERS (TO PANEL)

ITEM#	SERIES	QTY	BOLT
651741	40	4	M6 x 20mm FHSCS w/Hex Nut & Washer

45° CONNECTOR ANGLE 40



- Connects two extrusions at 45° angle
- Die-cast zinc



ITEM#	SERIES	A	B	C	D	E	F	G	H	J
655767	40	40mm	52mm	8mm	9mm	8.5mm	15mm	40mm	10mm	8mm

RECOMMENDED FASTENERS (EXTRUSION SLOT)

ITEM#	SERIES	QTY	BOLT	TNUT
651512	40	1	M8 x 16mm SHCS	Economy

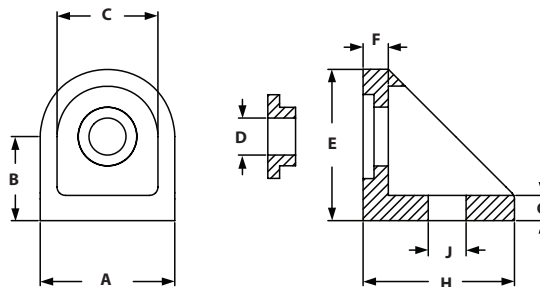
RECOMMENDED FASTENERS (EXTRUSION END)

ITEM#	SERIES	QTY	BOLT
651350	40	1	M8 x 16mm SHCS

ADJUSTABLE ANGLE 40



- Connects extrusions at various angles
- Can be turned freely when mounted
- Die-cast zinc



ITEM#	SERIES	A	B	C	D	E	F	G	H	J
664110	40	32mm	20mm	24mm	8.8mm	36mm	6mm	6mm	36mm	9mm

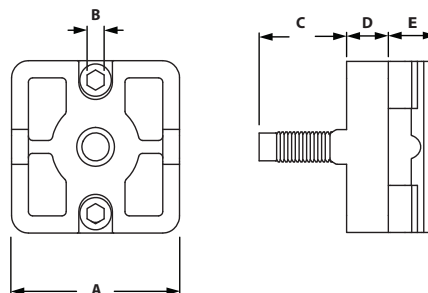
RECOMMENDED FASTENERS

ITEM#	SERIES	QTY	BOLT	TNUT
651512	40	1	M8 x 16mm SHCS	Economy

PLATE CONNECTOR



- Connects two extrusions to form a tee connection
 - Connecting hardware included
 - 1 wedge, zinc plated
 - 2 M4 x 14mm Cylinder Head Screws
 - 1 Self Tapping SF7 x 25mm Hex Screw
- * HARDWARE INCLUDED

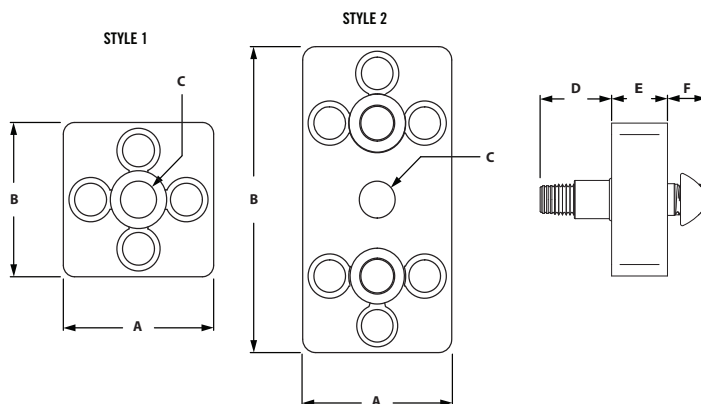


ITEM#	MATERIAL	COLOR	SERIES	A	B	C	D	E
683585	Plastic	Black	40	40MM	4mm	21mm	10mm	11.5mm

PLATE CONNECTOR



- Connects two extrusions to form a tee connection
- Connecting hardware included
 - STYLE 1
 - 1 Self Tapping SF7 x 25mm Screw
 - 1 M8 Double tnut
 - 2 M8 Shaft Screws
 - STYLE 2
 - 2 Self Tapping SF7 x 25mm Screw
 - 1 M8 Double tnut
 - M8 Shaft Screws



ITEM#	F	SERIES	STYLE	A	B	C	D	E	F
683605	Plain	40	1	40mm	40mm	10mm	19mm	15mm	10.5mm
683604	Alu Color	40	1	40mm	40mm	10mm	19mm	15mm	10.5mm
683586	Alu Color	40	2	40mm	80mm	10mm	19mm	15mm	10.5mm

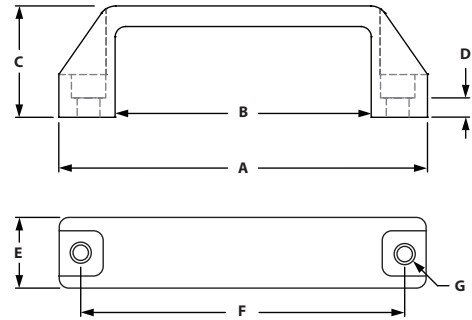
* HARDWARE INCLUDED

TSLOTS Hardware

PLASTIC DOOR HANDLES



- Mounts directly to Tslots or machined panel
- Made of black nylon



ITEM#	SIZE	SERIES	A	B	C	D	E	F	G
655059	Medium	40	136.40mm	94.70mm	41.15mm	6.10mm	26.16mm	114.30mm	8.51mm
655058	Large	40	198.40mm	150.60mm	50.80mm	7.90mm	30.00mm	177.00mm	8.51mm

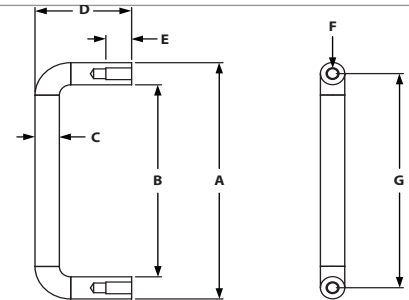
RECOMMENDED FASTENERS

ITEM#	SERIES	QTY	DESCRIPTION
651769	40	2	M8 x 18mm SHCS & Economy Tnut

STEEL DOOR HANDLES



- Mounts directly to panel
- Machining required



ITEM#	SERIES	A	B	C	D	E	F	G
655068	40	84.10mm	68.30mm	7.90mm	31.20mm	7.95mm	8-32 TAP	83.80mm

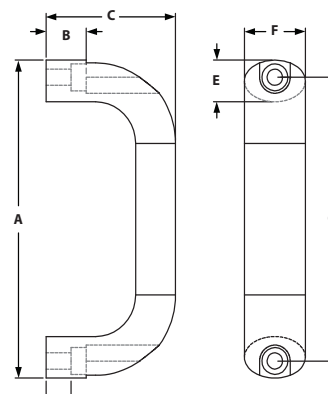
INCLUDED FASTENERS

ITEM#	QTY	DESCRIPTION
651006	2	8-32 x 1/2" BHSCS

ALUMINUM DOOR HANDLES



- Mounts directly in extrusion slot or machined panel
- Corrosion resistant



ITEM#	SERIES	A	B	C	D	E	F	G
655562	40	130.00mm	17.00mm	55.10mm	10.80mm	17.00mm	25.90mm	116.00mm

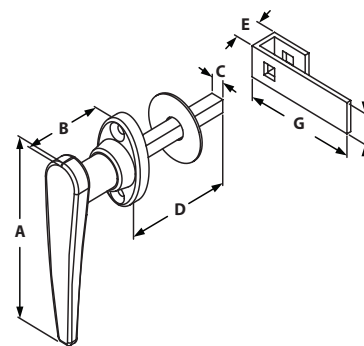
RECOMMENDED FASTENERS

ITEM#	SERIES	QTY	DESCRIPTION
651775	40	2	M6 x 20mm SHCS & Economy Trut

DELUXE DOOR HANDLE



- Corrosion resistant chrome finish
- Ideal for cabinets and guarding
- Door Latch Milling Machining Service required – item number 660086, page 469.



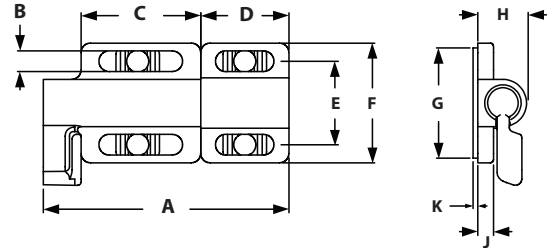
ITEM#	TYPE	SERIES	A	B	C	D	E	F	G
655053	Non-Locking	40	111.10mm	50.80mm	7.90mm	65.86mm	19.00mm	19.00mm	69.90mm
655061	Locking	40	111.10mm	50.80mm	7.90mm	65.86mm	19.00mm	19.00mm	69.90mm

TSLOTS Hardware

90° DEADBOLT LATCH



- Positive, spring loaded deadbolt
- Ideal for enclosure doors
- Stainless Steel bolt and spring



ITEM#	SERIES	A	B	C	D	E	F	G	H	J	K
655103	40	78.00mm	6.60mm	38.00mm	30.00mm	26.50mm	38.00mm	35.00mm	16.00mm	5.00mm	1.50mm

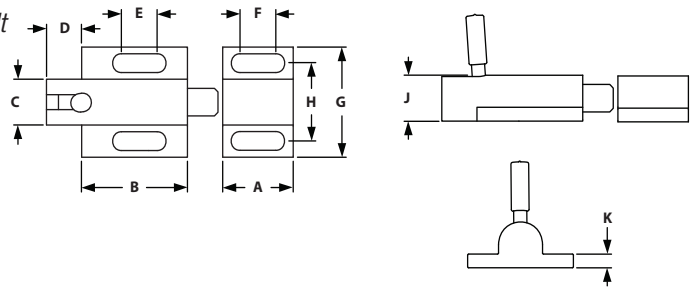
INCLUDED FASTENERS

ITEM#	QTY	DESCRIPTION
651022	4	1/4-20 x 1/2" SHCS
651163	4	1/4-20 Economy Trnut

0° DEADBOLT W/ TOP LATCH



- Positive, spring loaded deadbolt
- Ideal for enclosure doors
- Stainless steel bolt and spring



ITEM#	SERIES	A	B	C	D	E	F	G	H	J	K
655051	40	25.40mm	38.10mm	15.90mm	12.70mm	12.90mm	12.70mm	38.10mm	27.00mm	15.90mm	4.75mm

RECOMMENDED FASTENERS

ITEM#	SERIES	QTY	DESCRIPTION
651776	40	4	M6 X 12mm SHCS & Economy Trnut

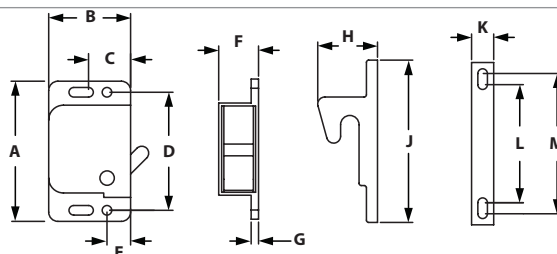
INCLUDED FASTENERS

ITEM#	SERIES	QTY	DESCRIPTION
651022	10	4	1/4-20 x 1/2" SHCS
651163	10	4	1/4-20 Economy T-nut

GRABBER™ DOOR CATCH



- Mounts inside your enclosure
- Push to close, pull to open
- Spring loaded over center action
- 3 pull-up forces to choose from
- Corrosion resistant black ABS



ITEM#	PULL FORCE	SERIES	A	B	C	D	E	F	G	H	J	K	L	M
655067	3 lb	40	48.30mm	28.20mm	14.50mm	40.64mm	8.10mm	13.70mm	2.50mm	20.58mm	55.90mm	7.60mm	40.64mm	48.30mm
655085	5 lb	40	48.30mm	28.20mm	14.50mm	40.64mm	8.10mm	13.70mm	2.50mm	20.58mm	55.90mm	7.60mm	40.64mm	48.30mm
655118	10 lb	40	48.30mm	28.20mm	14.50mm	40.64mm	8.10mm	13.70mm	2.50mm	20.58mm	55.90mm	7.60mm	40.64mm	48.30mm

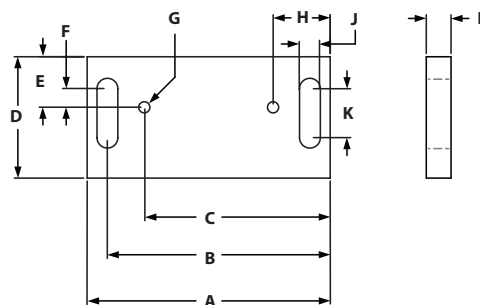
INCLUDED FASTENERS

ITEM#	QTY	DESCRIPTION
651020	4	6-32 x 3/8" BHSCS

GRABBER™ DOOR CATCH MOUNTING PLATES



- Mounts Grabber™ Door Catch to TSLOTS



ITEM#	SERIES	A	B	C	D	E	F	G	H	J	K
655117	40	76.20mm	69.90mm	58.30mm	38.10mm	15.90mm	10.00mm	6-32	17.90mm	6.50mm	15.40mm

RECOMMENDED FASTENERS

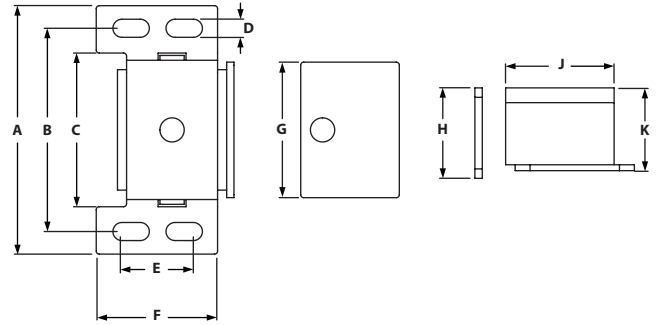
ITEM#	SERIES	QTY	DESCRIPTION
651793	40	2	M6 x 18mm BHSCS & Economy Tnut

TLOTS Hardware

MAGNETIC DOOR CATCH



- Ideal for latching panels in place
- Fasteners included
- To mount to extrusion, use either *Magnetic Door Catch Bracket* on page 396 for 0° or 90° connection.



ITEM#	SERIES	A	B	C	D	E	F	G	H	J	K
655087	40	53.10mm	39.90mm	31.00mm	4.10mm	15.20mm	25.40mm	28.70mm	19.60mm	23.10mm	17.80mm

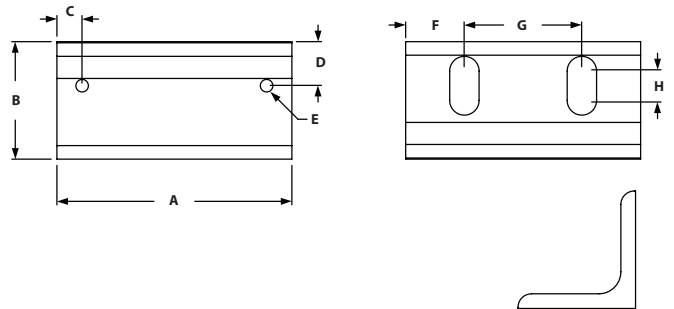
INCLUDED FASTENERS

ITEM#	QTY	DESCRIPTION
651466	1	6-32 X 1/2 FHSCS
651020	2	6-32 X 3/8 BHSCS
651465	3	6-32 Black Zinc Tnut

MAGNETIC DOOR CATCH BRACKET



- Use with *Magnetic Door Catch*



ITEM#	SERIES	A	B	C	D	E-TAP	F	G	H
655471	40	50.80mm	25.40mm	5.59mm	9.65mm	6-32	12.70mm	25.40mm	6.35mm

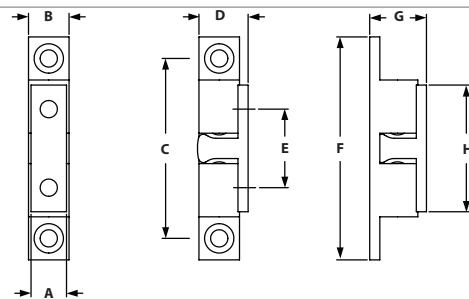
INCLUDED FASTENERS

ITEM#	QTY	DESCRIPTION
651021	2	1/4-20 x 1/2" BHSCS
651080	2	1/4" Washer
651163	2	1/4-20 Economy Tnut

DOUBLE BALL CATCH



- Brass - chrome plated
- Quick catch for doors, adjustable clamping force
- Can clamp in 2 positions (sideways/front)

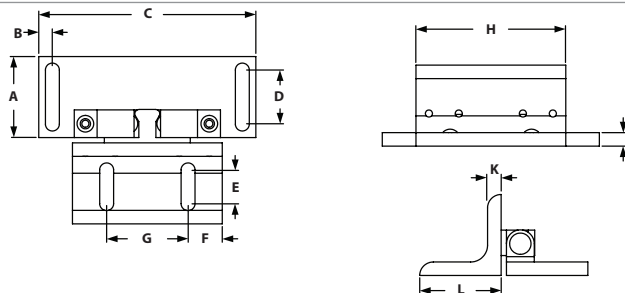


ITEM#	SERIES	A	B	C	D	E	F	G	H
657169	40	12mm	13mm	58mm	15.2mm	30mm	68.4mm	18.1mm	40.2mm

DOUBLE BALL CATCH ASSEMBLY



- Assembly comes with Ball catch bracket, plate, and Double Ball Catch, fasteners included
- Tension adjustable with two spring-loaded screws
- Strong and durable



ITEM#	SERIES	A	B	C	D	E	F	G	H	J	K	L
699769	40	38.10mm	6.40mm	101.60mm	25.40mm	15.90mm	16.00mm	38.10mm	70.10mm	6.35mm	6.35mm	38.10mm

INCLUDED FASTENERS

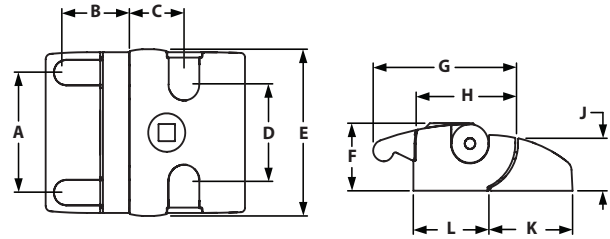
ITEM#	QTY	DESCRIPTION
657169	1	Double Ball Catch
699766	1	Ball Catch Bracket
699768	1	Ball Catch Plate
651024	4	1/4-20 x 5/8" SHCS
651105	4	1/4-20 Econ Tnut
651680	4	M4 x .8 FHSCS

TSLOTS Hardware

SLAM LATCH



- Black powder coat
- Ideal for cabinets and guarding




ITEM#	TYPE	SERIES	A	B	C	D	E	F	G	H	J	K	L
671072	Universal Key	40	56mm	29.5mm	27mm	45mm	78mm	32mm	69mm	49.5mm	25.4mm	39.5mm	36.5mm
671073	Unique Key	40	56mm	29.5mm	27mm	45mm	78mm	32mm	69mm	49.5mm	25.4mm	39.5mm	36.5mm
671074	Without Key	40	56mm	29.5mm	27mm	45mm	78mm	32mm	69mm	49.5mm	25.4mm	39.5mm	36.5mm

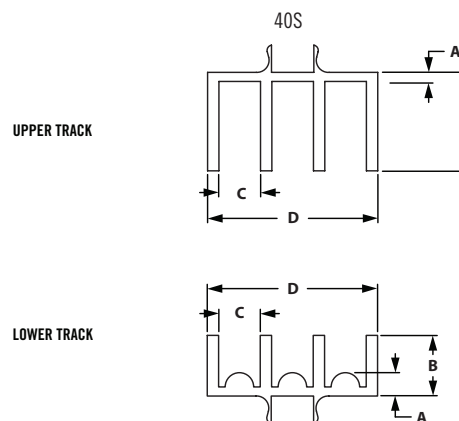
RECOMMENDED FASTENERS

ITEM#	SERIES	QTY	DESCRIPTION
651774	40	4	M6 x 16mm SHCS & Offset Economy Trut

DOOR SLIDE TRACK



- Snaps into T-Slot
- Deeper slot in upper track allows panel to be inserted after frame is assembled
- Radius bearing surface in lower track allows for easier sliding

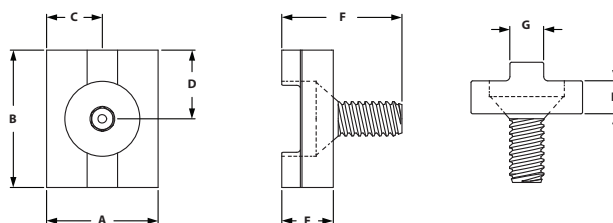


ITEM#	SERIES	TRACK	LENGTH	A	B	C	D
655188	40	Upper	145"	1.50mm	16.51mm	7.00mm	28.60mm
655190	40	Lower	145"	3.90mm	10.20mm	7.00mm	28.60mm

DOOR GLIDES



- Bolts to profile and rotates and the door moves
- Used for profiles to glide along the profile
- Made from UHMW polyethelene



ITEM#	SERIES	A	B	C	D	E	F	G	H
655066	40	31.50mm	38.10mm	15.80mm	19.10mm	9.53mm	22.23mm	7.80mm	6.10mm

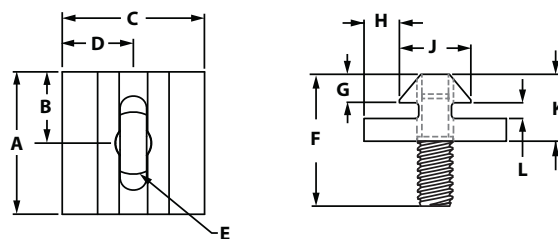
INCLUDED FASTENERS

ITEM#	SERIES	QTY	BOLT
651655	40	1	5/16-18 x 3/4" FHSCS

TOP MOUNT BIFOLD DOOR HANGER



- Allows you to make a sliding or bifold door without using a bottom sliding rail.
- Fastens to extrusion end
- Rotates freely as door pivots
- Made from UHMW polyethelene

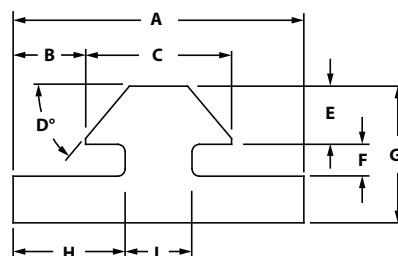


ITEM#	SERIES	THREAD	A	B	C	D	E	F	G	H	J	K	L
655050	40	5/16-18	38.10mm	19.10mm	38.10mm	19.10mm	5/16-18	43.40mm	6.70mm	9.30mm	19.60mm	17.80mm	5.00mm

TOP MOUNT BIFOLD DOOR HANGER PROFILE



- Allows you to make your own door hangers
- Made from UHMW polyethelene



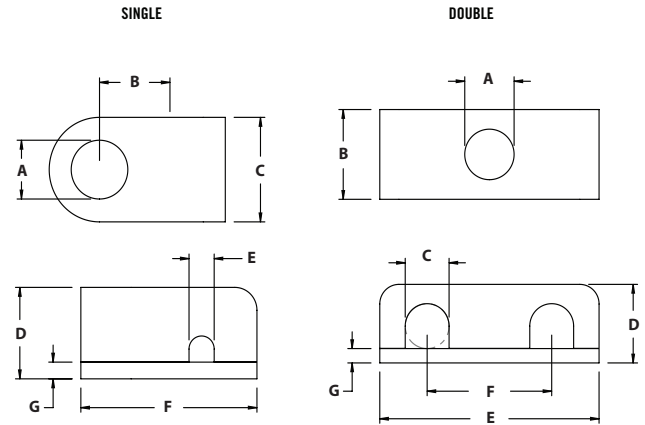
ITEM#	SERIES	LENGTH	A	B	C	D	E	F	G	H	J
657087	40	145"	38.10mm	9.30mm	19.60mm	45°	6.70mm	5.00mm	17.80mm	15.24mm	7.60mm

TSLOTS Hardware

TUBE CLAMPS



- Organizes tubes and wires throughout your TSLOTS design
- Attaches easily to T-Slot
- Mounts 1/8" through 1" O.D. tubing and wires
- Oil, chemical and acid resistant
- Stackable design



SINGLE

ITEM#	SERIES	WIRE SIZE	A	B	C	D	E	F	G
655331	40	3.20mm	7.14mm	9.53mm	12.70mm	11.13mm	3.20mm	22.23mm	1.60mm
655332	40	6.40mm	7.14mm	9.53mm	12.70mm	11.13mm	6.35mm	22.23mm	1.60mm
655333	40	9.50mm	7.14mm	11.13mm	15.90mm	14.30mm	9.53mm	27.00mm	1.60mm
655334	40	12.70mm	7.14mm	14.30mm	20.65mm	22.23mm	12.70mm	34.93mm	1.60mm
655335	40	19.00mm	7.14mm	19.05mm	20.65mm	30.18mm	19.05mm	42.90mm	1.60mm
655336	40	25.40mm	7.14mm	19.05mm	20.65mm	30.18mm	25.40mm	42.90mm	1.60mm

DOUBLE

ITEM#	SERIES	WIRE SIZE	A	B	C	D	E	F	G
655337	40	3.20mm	7.14mm	12.70mm	3.18mm	11.13mm	31.75mm	17.48mm	1.60mm
655338	40	6.40mm	7.14mm	12.70mm	6.35mm	11.13mm	31.75mm	17.48mm	1.60mm
655339	40	9.50mm	7.14mm	15.90mm	9.53mm	14.30mm	39.70mm	22.23mm	1.60mm
655340	40	12.70mm	7.14mm	20.65mm	12.70mm	22.23mm	53.98mm	30.18mm	1.60mm
655341	40	19.00mm	7.14mm	20.65mm	19.05mm	30.18mm	71.45mm	38.10mm	1.60mm
655342	40	25.40mm	7.14mm	20.65mm	25.40mm	30.18mm	71.45mm	38.10mm	1.60mm

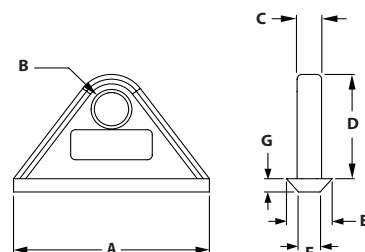
RECOMMENDED FASTENERS

ITEM#	WIRE/TUBE SIZE	QTY	BOLT	TNUT
651775	3.20mm	1	M6 x 20mm SHCS	Economy
651777	6.40mm	1	M6 x 25mm SHCS	Economy
651777	9.50mm	1	M6 x 25mm SHCS	Economy
651778	12.70mm	1	M6 x 30mm SHCS	Economy
651779	19.00mm	1	M6 x 40mm SHCS	Economy
651779	25.40mm	1	M6 x 40mm SHCS	Economy

TOOL HANGERS



- Ideal for hanging air tools, cable reels, heavy door panels or transporting cables
- Slides into the extrusion end and moves easily in the slot
- 100 lb. Capacity



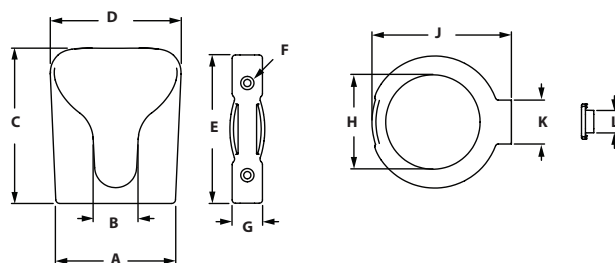
ITEM#	SERIES	A	B	C	D	E	F	G
655096	40	60.00mm	10.50mm	7.50mm	33.00mm	14.00mm	6.60mm	4.20mm

ITEM#	SLOT
671018	Snap Hook Tool

CUP HOLDER



- To securely put down drinks, bottles, and cans
- Holds thermo bags, oil cans, or drills



ITEM#	VERSION	A	B	C	D	E	F	G	H	J	K	L
671078	Open Bottom	93mm	34mm	118mm	100mm	112mm	5.5mm	23mm	71mm	106mm	33mm	17mm
671079	Closed Bottom	93mm	34mm	118mm	100mm	112mm	5.5mm	23mm	N/A	106mm	33mm	17mm

RECOMMENDED FASTENERS

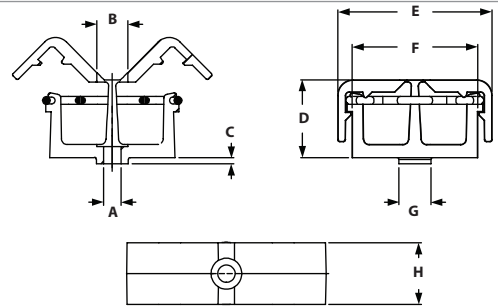
ITEM#	SERIES	QTY	DESCRIPTION
651728	40	2	M5 x 16mm FHSCS & Hammer Nut

TSLOTS Hardware

CLIP CABLE BINDER



- Max cable diameter 0.5"
- Fix cables to without need of cable ties
- Can be opened and closed



ITEM#	SERIES	A	B	C	D	E	F	G	H
671089	40	4.50mm	8.00mm	4.60mm	20.00mm	40.00mm	32.60mm	8.00mm	16.00mm

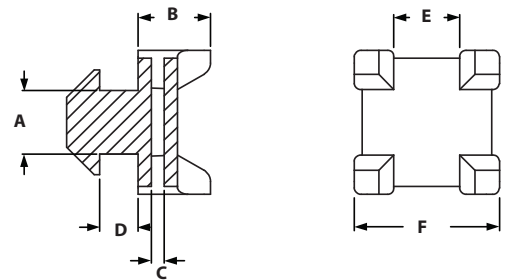
RECOMMENDED FASTENERS

ITEM#	SERIES	QTY	DESCRIPTION
651732	40	1	8-32 x 5/8" SHCS & Drop-In Trnut

CROSS CABLE BINDING BLOCK



- To secure cables to extrusion in two directions
- Can be mounted into the slot by a quarter turn
- Fiberglass reinforced nylon
- 671680 works better for the Biopp, Biadj, Mono profiles

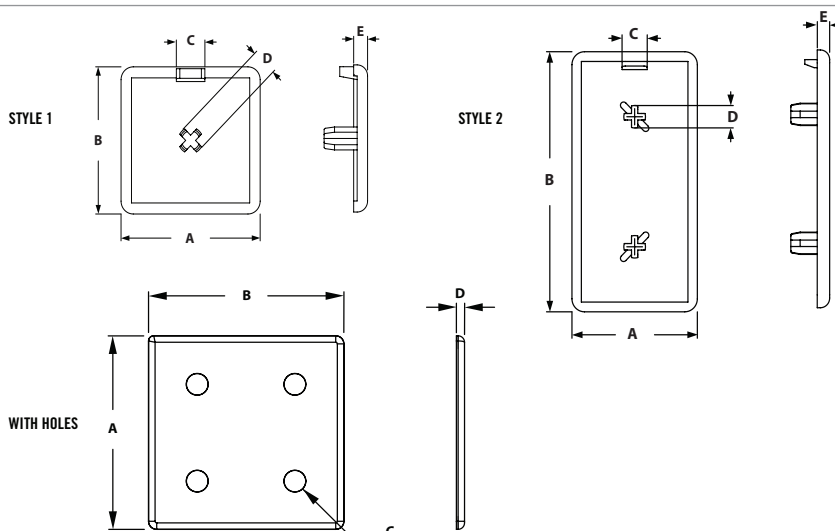


ITEM#	SERIES	A	B	C	D	E	F
671042	40	8.00mm	11.00mm	2.00mm	4.00mm	10.00mm	22.00mm
671680	40	8.00mm	11.00mm	2.00mm	4.30mm	10.00mm	22.00mm

END CAPS



- Allows you to cap off extrusion ends
- Push in fasteners included with End Caps with Holes
- Can be mounted with M6 or M8 fasteners



WITHOUT HOLES

ITEM#	SERIES	STYLE	MATERIAL	A	B	C	D	E
671734	20	1	Nylon	20mm	20mm	5mm	4.5mm	2.5mm
671735	20	2	Nylon	20mm	40mm	5mm	4.5mm	2.5mm
659054	40	1	ABS	40mm	40mm	8mm	7mm	4mm
659055	40	2	ABS	40mm	80mm	8mm	7mm	4mm

WITH HOLES

ITEM#	SERIES	MATERIAL	A	B	C	D
659057	40	ABS	80mm	80mm	8.5mm	3mm

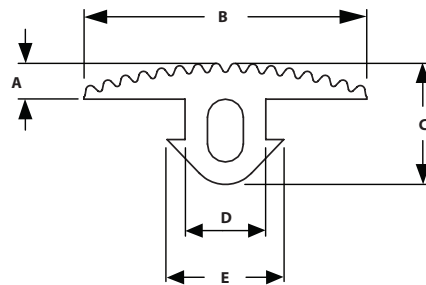
INCLUDED PUSH-IN FASTENER

ITEM#	SERIES	HOLE DIAMETER
651090	40	6.4mm

TSLOT COVER PROFILE



- Can be used as an anti-slip stair tread
- Sold by the meter
- Specify desired length- max length is 50 meters



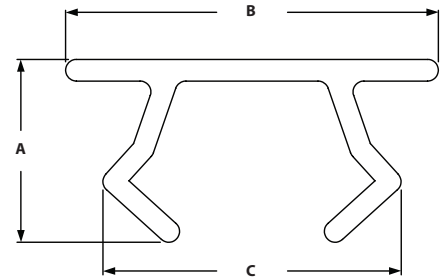
ITEM#	SERIES	A	B	C	D	E
655762	40	4.00mm	31.10mm	13.11mm	8.51mm	12.00mm

TSLOTS Hardware

ECONOMY TSLOTS COVERS



- Stocked in 6' lengths
- Covers slot to keep dust and dirt out
- Covers wires and tubes in slot

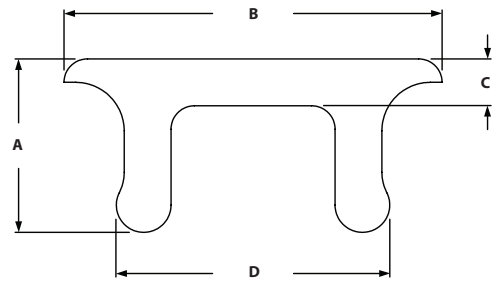


ITEM#	SERIES	LENGTH	COLOR	A	B	C
655523	40	72"	Yellow	7.2mm	12.8mm	10.6mm
655524	40	72"	Black	7.2mm	12.8mm	10.6mm
655525	40	72"	Gray	7.2mm	12.8mm	10.6mm
655526	40	72"	Red	7.2mm	12.8mm	10.6mm
655527	40	72"	Blue	7.2mm	12.8mm	10.6mm
655528	40	72"	Orange	7.2mm	12.8mm	10.6mm

DELUXE TSLOTS COVERS

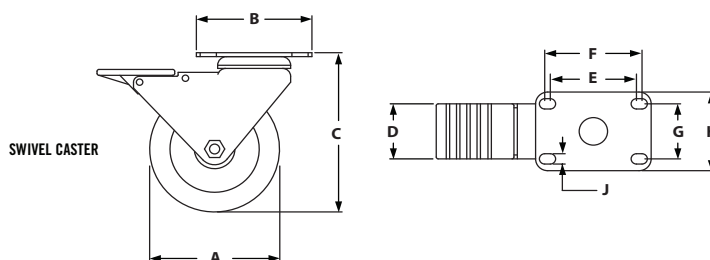
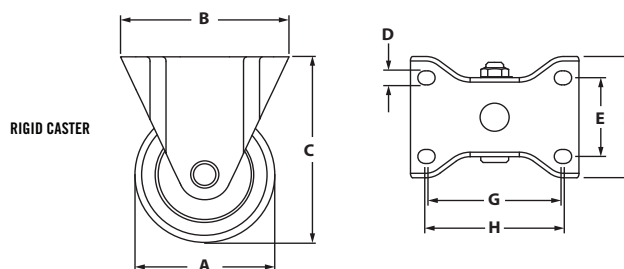


- Stocked in 8' lengths
- Covers slot to keep dust and dirt out
- Covers wires and tubes in slot
- Thicker and more durable than Economy Tslot Cover



ITEM#	SERIES	LENGTH	COLOR	A	B	C	D
655105	40	96"	Black	7mm	12.3mm	2mm	9mm
655106	40	96"	Gray	7mm	12.3mm	2mm	9mm

FLANGE MOUNT CASTERS



◦ 165 lb. to 265 lb. Capacity

◦ See page 412 for Flange Mount Base Plates

RIGID CASTERS

ITEM#	SERIES	CAPACITY	A	B	C-HEIGHT	D	E	F	G	H	WHEEL COLOR
655239	40	210 lbs	76.20mm	92.10mm	96.85mm	8.33mm	44.45mm	60.30mm	73.00mm	76.20mm	Black
655241	40	255 lbs	101.60mm	92.10mm	130.20mm	8.33mm	44.45mm	60.30mm	73.00mm	76.20mm	Grey
655243	40	280 lbs	127.00mm	92.10mm	158.18mm	8.33mm	44.45mm	60.30mm	73.00mm	76.20mm	Grey

SWIVEL CASTERS

ITEM#	SERIES	CAPACITY	A	B	C-HEIGHT	D	E	F	G	H	WHEEL COLOR
655245	40	210 lbs	76.20mm	92.10mm	96.85mm	44.45mm	71.45mm	77.80mm	44.45mm	63.50mm	Black
655247	40	255 lbs	101.60mm	92.10mm	130.20mm	44.45mm	71.45mm	77.80mm	44.45mm	63.50mm	Grey
655249	40	280 lbs	127.00mm	92.10mm	158.18mm	44.45mm	71.45mm	77.80mm	44.45mm	63.50mm	Grey

RECOMMENDED FASTENERS (TO BASE PLATE)

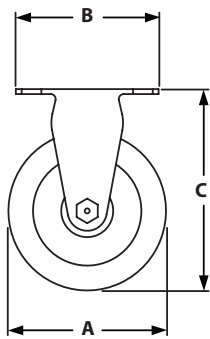
ITEM#	QTY	BOLT
651346	4	M8 x 20mm SHCS

TLOTS Hardware

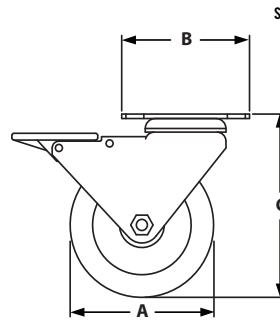
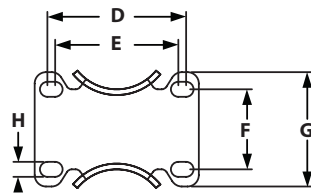
DELUXE FLANGE MOUNT CASTERS



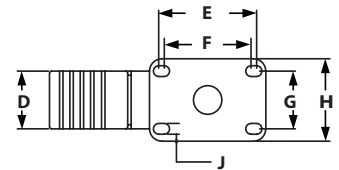
- Total Lock brakes on all swivel casters – Press to lock – Press to unlock
- Double ball hardened raceways
- Zerk fittings in wheel bearing
- See page 412 for Flange Mount Base Plates



RIGID CASTER



SWIVEL CASTER



RIGID CASTERS

ITEM#	SERIES	CAPACITY	A	B	C-HEIGHT	D	E	F	G	H	J	WHEEL COLOR
655252	40	250 lbs	101.60mm	92.20mm	130.20mm	44.45mm	77.80mm	71.45mm	44.45mm	63.50mm	8.64mm	Dark Red
655253	40	250 lbs	127.00mm	92.20mm	157.15mm	44.45mm	77.80mm	71.45mm	44.45mm	63.50mm	8.64mm	Dark Red

SWIVEL CASTERS

ITEM#	SERIES	CAPACITY	A	B	C-HEIGHT	D	E	F	G	H	WHEEL COLOR	BRAKE
655250	40	250 lbs	101.60mm	92.20mm	130.20mm	44.45mm	71.45mm	44.45mm	63.50mm	8.64mm	Dark Red	Yes
655251	40	250 lbs	127.00mm	92.20mm	157.15mm	44.45mm	71.45mm	44.45mm	63.50mm	8.64mm	Dark Red	Yes

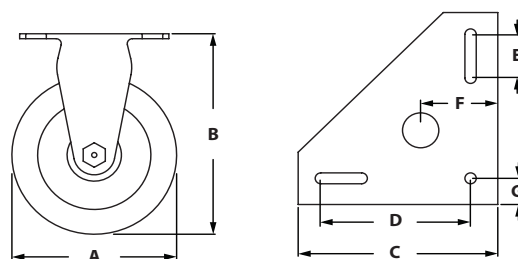
RECOMMENDED FASTENERS (TO BASE PLATE)

ITEM#	QTY	BOLT
651346	4	M8 x 20mm SHCS

TRIANGULAR TOP PLATE CASTERS



- Triangular Top Plate mounts directly to extrusion
- Triangular Top Plate Caster features both swivel and wheel lock



ITEM#	SERIES	CAPACITY	A	B-HEIGHT	C	D	E	F	G	WHEEL COLOR	BRAKE
655254	40	250 lbs	101.60mm	146.05mm	139.70mm	104.80mm	31.75mm	54.00mm	19.05mm	Green	Yes
681916	40	250 lbs	101.60mm	146.05mm	139.70mm	104.80mm	31.75mm	54.00mm	19.05mm	Gray	Yes
681917	40	275 lbs	127.00mm	146.05mm	139.70mm	104.80mm	31.75mm	54.00mm	19.05mm	Gray	Yes

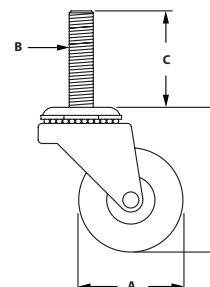
RECOMMENDED FASTENERS (TO BASE PLATE)

ITEM#	SERIES	QTY	DESCRIPTION
651780	40	3	M8 x 16mm SHCS & Economy Tnut

THREADED STEM SWIVEL CASTERS



- Mounts directly to extrusion end or base plates
- 70-150 lb. Capacity
- See pages 410-411 for Base Plates



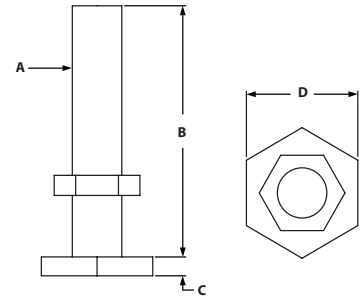
ITEM#	SERIES	CAPACITY	A	B	C	D-LOAD HEIGHT	WHEEL COLOR	BRAKE
651522	40	75 lbs	35mm	M10	30mm	60mm	Black	No
651523	40	50 lbs	50mm	M10	30mm	69mm	Black	Yes
651524	40	75 lbs	75mm	M10	30mm	98mm	Black	Yes
651525	40	100 lbs	100mm	M10	30mm	133mm	Black	Yes
651526	40	110 lbs	125mm	M10	30mm	158mm	Black	Yes

TSLOTS Hardware

ECONOMY LEVELING FEET



- Threads directly into extrusion end or into base plates
- Jam nut included
- 1050 lb. to 4700 lb. capacity
- See pages 410-411 for Base Plates

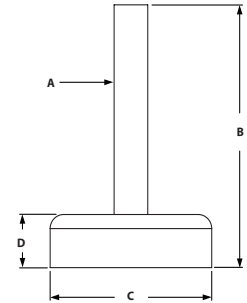


ITEM#	SERIES	A	B	C	D	LOAD CAPACITY
651527	40	M6 x 1.0	30mm	2.40mm	14mm	1000 lbs
651528	40	M8 x 1.25	40mm	3.10mm	18mm	1750 lbs
651529	40	M10 x 1.5	60mm	3.70mm	22mm	2550 lbs
651530	40	M12 x 1.74	65mm	4.40mm	25mm	4600 lbs

NYLON LEVELING FEET



- A swiveling leveling foot for strong positioning on uneven floors
- Black reinforced nylon
- Anti-slip plate
- See pages 410-411 for Base Plates

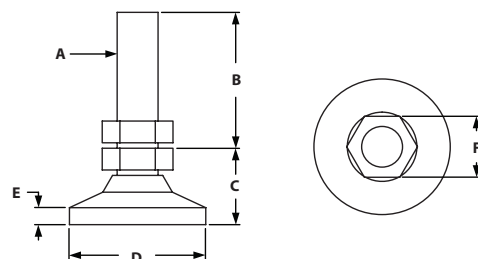


ITEM#	SERIES	A	B	C	D	LOAD CAPACITY
655783	40	M8	58mm	39mm	18mm	750 lbs
655790	40	M10	63mm	59mm	18mm	1000 lbs
655798	40	M12	84mm	79mm	18mm	1650 lbs

DELUXE LEVELING FEET




- Threads directly into extrusion end or into base plate
- Jam nut included
- Pivots 20 degrees to accommodate uneven floors
- See pages 410-411 for Base Plates

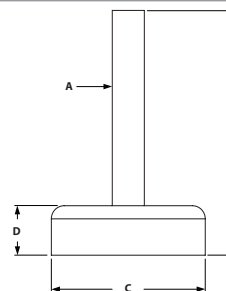


ITEM#	SERIES	A	B	C	D	E	F	LOAD CAPACITY
651531	40	M6 x 1.0	24mm	14mm	19mm	25mm	10mm	650 lbs
651532	40	M8 x 1.25	31mm	18mm	26mm	32mm	13mm	1000 lbs
651533	40	M10 x 1.50	51mm	22mm	32mm	51mm	16mm	3750 lbs
651534	40	M12 x 1.75	51mm	29mm	48mm	51mm	19mm	5000 lbs
651535	40	M16 x 2.0	51mm	32mm	64mm	51mm	22mm	5950 lbs

DIE CAST LEVELING FEET



- Threads directly into extrusion end or into 40 Series base plates
- Ideal for medium duty machines, cabinets, workstations or office furniture
- Large base diameter - Die-cast
- Swiveling range 20°
- See pages 410-411 for Base Plates



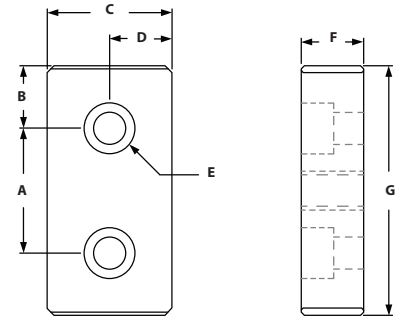
ITEM#	SERIES	A	B	C	D	LOAD CAPACITY
655779	40	M8	58mm	29mm	18mm	750 lbs
655786	40	M10	63mm	39mm	18mm	1000 lbs
655794	40	M12	84mm	59mm	18mm	1650 lbs
655806	40	M16	84mm	59mm	18mm	3150 lbs
655802	40	M12 (w/holes)	84mm	79mm	18mm	1650 lbs
655814	40	M16(w/holes)	84mm	99mm	18mm	3150 lbs

TSLOTS Hardware

2 HOLE BLANK BASE PLATE



- Mounts leveling feet and threaded stem casters to extrusion-requires machining
- Bolts in extrusion end or in slot
- See pages 408-409 for leveling feet
- See page 407 for threaded stem casters



ITEM#	SERIES	A	B	C	D	E-BOLT SIZE	F	G
655657	40	40mm	20mm	40mm	20mm	M8 SHCS	20mm	80mm

RECOMMENDED FASTENERS (EXTRUSION SLOT)

ITEM#	SERIES	QTY	BOLT	TNUT
651426	40	2	M8 x 20mm SHCS	Economy

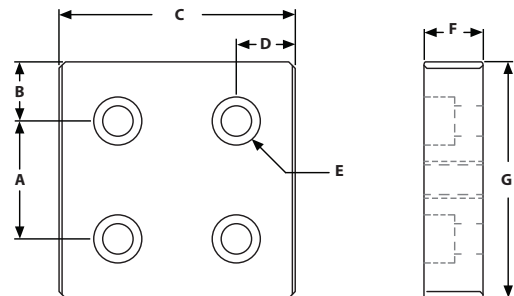
RECOMMENDED FASTENERS (EXTRUSION END)

ITEM#	SERIES	QTY 2 HOLE	BOLT
651350	40	2	M8 x 25mm SHCS

4 HOLE BLANK BASE PLATE



- Mounts leveling feet and threaded stem casters to extrusion-requires machining
- Bolts in extrusion end or in slot
- See pages 408-409 for leveling feet
- See page 407 for threaded stem casters



ITEM#	SERIES	A	B	C	D	E-BOLT SIZE	F	G
655661	40	40mm	20mm	80mm	18mm	M8 SHCS	19mm	80mm

RECOMMENDED FASTENERS (EXTRUSION SLOT)

ITEM#	SERIES	QTY 4 HOLE	BOLT	TNUT
651426	40	4	M8 x 20mm SHCS	Economy

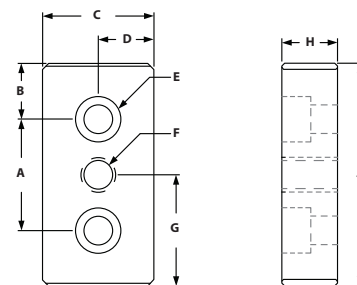
RECOMMENDED FASTENERS (EXTRUSION END)

ITEM#	SERIES	QTY 4 HOLE	BOLT
651350	40	4	M8 x 25mm SHCS

3 HOLE CENTER TAP BASE PLATE



- Mounts leveling feet and threaded stem casters to T-SLOTS
- Bolts in extrusion end or in T-Slot
- See pages 408-409 for leveling feet
- See page 407 for threaded stem casters



ITEM#	SERIES	A	B	C	D	E-BOLT SIZE	F-THREAD	G	H	J
664043	40	40mm	20mm	40mm	20mm	M8 SHCS	8mm	40mm	20mm	80mm
660146	40	40mm	20mm	40mm	20mm	M8 SHCS	10mm	40mm	20mm	80mm
664044	40	40mm	20mm	40mm	20mm	M8 SHCS	12mm	40mm	20mm	80mm
664045	40	40mm	20mm	40mm	20mm	M8 SHCS	16mm	40mm	20mm	80mm

RECOMMENDED FASTENERS (EXTRUSION SLOT)

ITEM#	SERIES	QTY	BOLT	TNUT
651426	40	2	M8 x 20mm SHCS	Economy

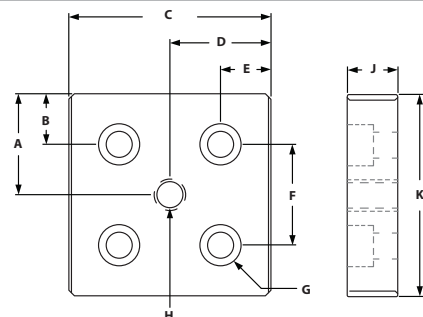
RECOMMENDED FASTENERS (EXTRUSION END)

ITEM#	SERIES	QTY	BOLT
651350	40	2	M8 x 25mm SHCS

5 HOLE CENTER TAP BASE PLATE



- Mounts leveling feet and threaded stem casters to T-SLOTS
- Bolts in extrusion end or in T-Slot
- See pages 408-409 for leveling feet
- See page 407 for threaded stem casters



ITEM#	SERIES	A	B	C	D	E	F	G-BOLT SIZE	H-THREAD	J	K
664046	40	40mm	20mm	80mm	40mm	20mm	40mm	M8 SHCS	8mm	20mm	80mm
664047	40	40mm	20mm	80mm	40mm	20mm	40mm	M8 SHCS	10mm	20mm	80mm
664048	40	40mm	20mm	80mm	40mm	20mm	40mm	M8 SHCS	12mm	20mm	80mm
664031	40	40mm	20mm	80mm	40mm	20mm	40mm	M8 SHCS	16mm	20mm	80mm

RECOMMENDED FASTENERS (EXTRUSION SLOT)

ITEM#	SERIES	QTY 5 HOLE	BOLT	TNUT
651426	40	4	M8 x 20mm SHCS	Economy

RECOMMENDED FASTENERS (EXTRUSION END)

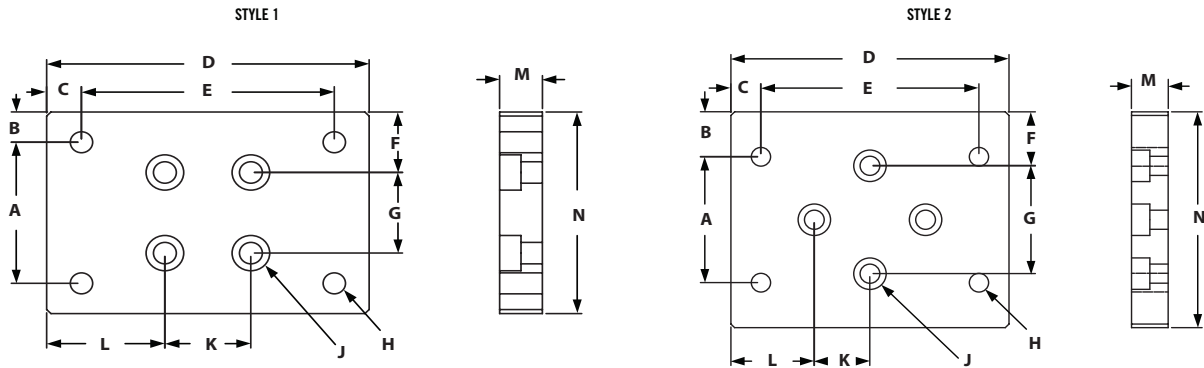
ITEM#	SERIES	QTY 5 HOLE	BOLT
651350	40	4	M8 x 25mm SHCS

TSLOTS Hardware

FLANGE MOUNT CASTER BASE PLATE



- Mounts Flange Mount Caster and Deluxe Flange Mount Caster to extrusion
- Mount Base Plate to either extrusion end or slot



STYLE 1

ITEM#	SERIES	A	B	C	D	E	F	G	H-TAP	J	K	L	M	N
664067	40	44.45mm	17.78mm	10.30mm	97mm	74.68mm	20mm	40mm	M8	M8 SHCS	40mm	28.48mm	20mm	80mm

STYLE 2

ITEM#	SERIES	A	B	C	D	E	F	G	H-TAP	J	K	L	M	N
664068	40	44.45mm	17.78mm	11.15mm	97mm	74.68mm	20mm	40mm	M8	M8 SHCS	40mm	28.48mm	20mm	80mm

RECOMMENDED FASTENERS (EXTRUSION SLOT)

ITEM#	SERIES	QTY	BOLT	TNUT
651426	40	4	M8 x 20mm SHCS	Economy

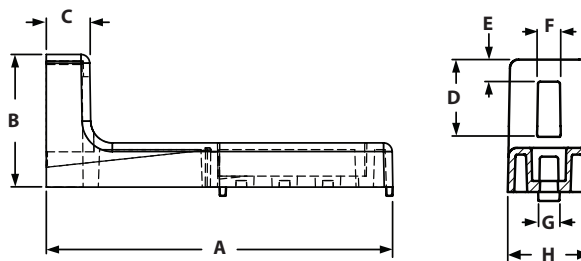
RECOMMENDED FASTENERS (EXTRUSION END)

ITEM#	SERIES	QTY	BOLT
651350	40	4	M8 x 20mm SHCS

FLOOR BRACKET



- Adjustable height up to 2.83"
- Connect extrusion to floor vertically
- Die-cast zinc



ITEM#	SERIES	A	B	C	D	E	F	G	H
655766	40	160.00mm	60.00mm	20.00mm	35.00mm	10.00mm	10.00mm	8.00mm	38.00mm

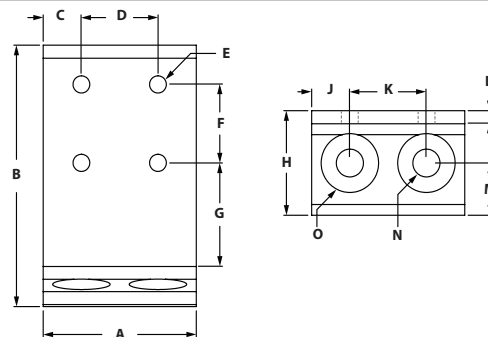
RECOMMENDED FASTENER

ITEM#	QTY	DESCRIPTION
651780	1	M8 x 16mm SHCS & Economy Tnut

ECONOMY BASE PLATES - FLOOR MOUNTS



- Strong economy base plates
- Bolts directly in the Slot
- Allows vertical adjustments
- More economical than standard Floor Mount Base Plate



ITEM#	SERIES	A	B	C	D	E	F	G	H	J	K	L	M	N	O
655276	40	40mm	127mm	20mm	N/A	8.33mm	38.1mm	80mm	50.8mm	20mm	N/A	6.3mm	17.5mm	13.49mm	28.58mm
664016	40	80mm	127mm	20mm	40mm	8.33mm	40mm	80mm	50.8mm	20mm	40mm	6.3mm	17.5mm	13.49mm	28.58mm

RECOMMENDED HARDWARE

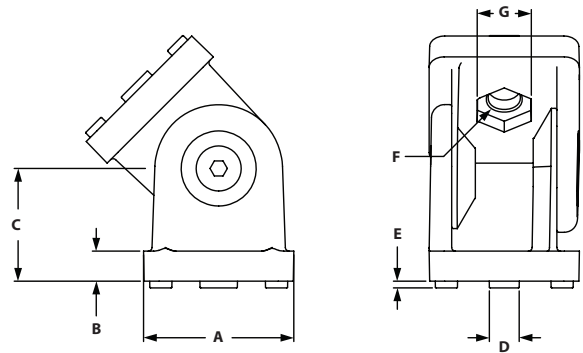
ITEM#	SERIES	QTY	BOLT	TNUT
651506	40	2 TO 4	M8 x 16mm BHSCS	Economy

Pivot Joints

PIVOT JOINT 40



- Bushing enables pivot to be both structural and dynamic
- Locating pins can be removed to accommodate both extrusion end and side mount assembly



ITEM#	FINISH	SERIES	A	B	C	D	E	F	G
664088	Die Cast Zinc	40	40mm	8mm	30mm	8mm	1.8mm	8.5mm	14mm

RECOMMENDED FASTENERS (TO EXTRUSION SLOT)

BOLT ITEM	QTY	BOLT	TNUT TYPE
651512	2	M8 x 16mm SHCS	Economy

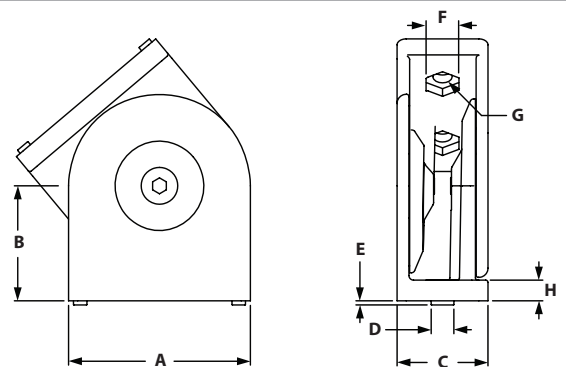
RECOMMENDED FASTENERS (TO EXTRUSION END)

BOLT ITEM	QTY	BOLT
651346	2	M8 x 20mm SHCS

PIVOT JOINT 4080



- Bushing enables pivot to be both structural and dynamic
- Locating pins can be removed to accommodate both extrusion end and side mount assembly



ITEM#	FINISH	SERIES	A	B	C	D	E	F	G	H
671103	Die Cast Zinc	40	80mm	50mm	40mm	8mm	2.8mm	14mm	8.4mm	9mm

RECOMMENDED FASTENERS (TO EXTRUSION SLOT)

BOLT ITEM	QTY	BOLT	TNUT TYPE
651512	4	M8 x 16mm SHCS	Economy

RECOMMENDED FASTENERS (TO EXTRUSION END)

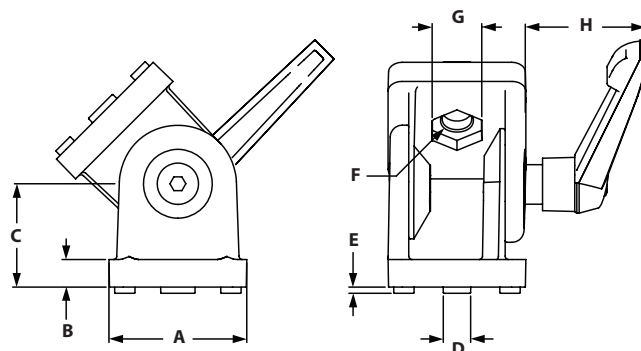
BOLT ITEM	QTY	BOLT
651346	4	M8 x 20mm SHCS

Pivot Joints With Locking Lever

PIVOT JOINT 40 WITH LOCKING LEVER



- Bushing enables pivot to be both structural and dynamic
- Locating pins can be removed to accommodate both extrusion end and side mount assembly



ITEM#	FINISH	SERIES	A	B	C	D	E	F	G	H
664089	Die Cast Zinc	40	40mm	8mm	30mm	8mm	1.8mm	8.5mm	14mm	41mm

RECOMMENDED FASTENERS (TO EXTRUSION SLOT)

BOLT ITEM	QTY	BOLT	TNUT TYPE
651512	2	M8 x 16mm SHCS	Economy

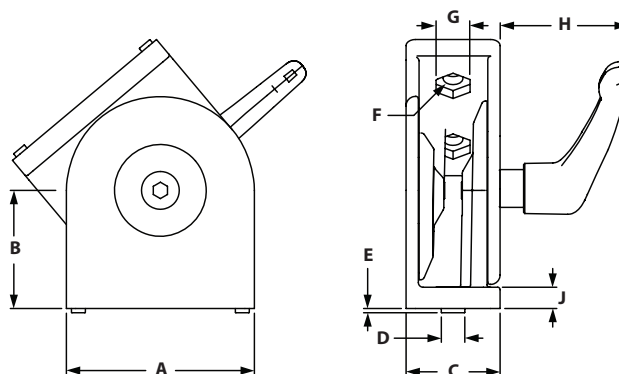
RECOMMENDED FASTENERS (TO EXTRUSION END)

BOLT ITEM	QTY	BOLT
651346	2	M8 x 20mm SHCS

PIVOT JOINT 4080 WITH LOCKING LEVER



- Bushing enables pivot to be both structural and dynamic
- Locating pins can be removed to accommodate both extrusion end and side mount assembly



ITEM#	FINISH	SERIES	A	B	C	D	E	F	G	H	J
671108	Die Cast Zinc	40	80mm	50mm	40mm	8mm	2.8mm	8.4mm	14mm	54mm	9mm

RECOMMENDED FASTENERS (TO EXTRUSION SLOT)

BOLT ITEM	QTY	BOLT	TNUT TYPE
651512	4	M8 x 16mm SHCS	Economy

RECOMMENDED FASTENERS (TO EXTRUSION END)

BOLT ITEM	QTY	BOLT
651346	4	M8 x 20mm SHCS

CONTENT

06 TSLOTS Panels

Plastic Panels	430-433
PVC Coated Wire Mesh	433
Area Calculator Matrix	434
Panel Mount Blocks & Brackets	435-436
Panel Retainers	437
Mesh Panel Retainers	438
Backing Plates	439
Mesh Panel Retainer Assemblies	440
Panel Stiffener & Gasket	440-441
Glass Panel Clamp	442
Slatwall Panels	443

06 PANELS METRIC

TSLOTS Panels

ACRYLIC PANELS



- *Lightweight*
- *Weather resistant*
- *High optical clarity*
- *Great for displays or Partitions*

ITEM#	COLOR	MATERIAL	THICKNESS	STOCK SIZE
655424	Clear	Acrylic	.236" (6mm)	4' x 8' +.250"/-0
655425	Clear	Acrylic	.177" (4.5mm)	4' x 8' +.250"/-0
655426	White	Acrylic	.236" (6mm)	4' x 8' +.250"/-0
655427	White	Acrylic	.177" (4.5mm)	4' x 8' +.250"/-0
655428	Black	Acrylic	.236" (6mm)	4' x 8' +.250"/-0
655429	Black	Acrylic	.177" (4.5mm)	4' x 8' +.250"/-0
655430	Bronze	Acrylic	.236" (6mm)	4' x 8' +.250"/-0
655431	Bronze	Acrylic	.177" (4.5mm)	4' x 8' +.250"/-0

POLYCARBONATE PANELS




- *High durability and impact resistance*
- *High optical clarity*
- *Highly machinable*
- *Great for enclosures, guarding, or safety applications*

ITEM#	COLOR	MATERIAL	THICKNESS	STOCK SIZE
655432	Clear	Polycarbonate	.236" (6mm)	4' x 8' +.250"/-0
655433	Clear	Polycarbonate	.177" (4.5mm)	4' x 8' +.250"/-0
682883	Clear	Polycarbonate	.375" (9.5mm)	4' x 8' +.250"/-0
682884	Clear	Polycarbonate	.500" (12.7mm)	4' x 8' +.250"/-0
655448	Gray	Polycarbonate	.236" (6mm)	4' x 8' +.250"/-0
655449	Gray	Polycarbonate	.177" (4.5mm)	4' x 8' +.250"/-0
655434	Bronze	Polycarbonate	.236" (6mm)	4' x 8' +.250"/-0
655435	Bronze	Polycarbonate	.177" (4.5mm)	4' x 8' +.250"/-0

- *Machining Service – Panel Cut to Size 660062 & 660063*
- *Panels are ordered by the sq. ft.*
- *For custom panels contact Tslots. See page 4 for information*

HDPE PANELS



- Textured on both sides
- Impact and corrosion resistant
- Highly machinable
- Great for enclosures, guarding, or safety applications

ITEM#	COLOR	MATERIAL	THICKNESS	STOCK SIZE
655690	Black	HDPE	.236" (6mm)	4' x 8' +.250"/-0
655691	Blue	HDPE	.236" (6mm)	4' x 8' +.250"/-0
655695	Red	HDPE	.236" (6mm)	4' x 8' +.250"/-0

HAIRCELL ABS PANELS



- One smooth side and one textured side
- Impact resistant
- Highly machinable
- Great for workstations and partitions

ITEM#	COLOR	MATERIAL	THICKNESS	STOCK SIZE
655436	Black	Haircell ABS	.236" (6mm)	4' x 8' +.250"/-0
655437	Black	Haircell ABS	.177" (4.5mm)	4' x 8' +.250"/-0

- Machining Service – Panel Cut to Size 660062 & 660063
- Panels are ordered by the sq. ft.
- For custom panels contact Tslots. See page 4 for information

TSLOTS Panels

EXPANDED PVC PANELS



- Chemical and weather resistant
- Lightweight
- Highly machinable
- Great for displays and partitions

ITEM#	COLOR	MATERIAL	THICKNESS	STOCK SIZE
655440	Black	Expanded PVC	.236" (6mm)	4' x 8' +.250"/-0
655441	Black	Expanded PVC	.118" (3mm)	4' x 8' +.250"/-0
655442	Red	Expanded PVC	.236" (6mm)	4' x 8' +.250"/-0
655443	Red	Expanded PVC	.118" (3mm)	4' x 8' +.250"/-0
655444	Blue	Expanded PVC	.236" (6mm)	4' x 8' +.250"/-0
655445	Blue	Expanded PVC	.118" (3mm)	4' x 8' +.250"/-0
655446	Gray	Expanded PVC	.236" (6mm)	4' x 8' +.250"/-0
655447	Gray	Expanded PVC	.118" (3mm)	4' x 8' +.250"/-0
655438	White	Expanded PVC	.236" (6mm)	4' x 8' +.250"/-0
655439	White	Expanded PVC	.118" (3mm)	4' x 8' +.250"/-0
682882	Clear	PVC	.236" (6mm)	4' x 8' +.250"/-0
655450	Yellow	Expanded PVC	.236" (6mm)	4' x 8' +.250"/-0
655451	Yellow	Expanded PVC	.118" (3mm)	4' x 8' +.250"/-0

ALUMALITE PANELS



- Weather resistant
- High durability
- Lightweight alternative to solid aluminum plate
- Great for workstations, enclosures, or displays

ITEM#	COLOR	MATERIAL	THICKNESS	STOCK SIZE
655452	Blue	Alupalite	.236" (6mm)	4' x 8' +.250"/-0
655454	Silver	Alupalite	.236" (6mm)	4' x 8' +.250"/-0

- Machining Service – Panel Cut to Size 660062 & 660063
- Panels are ordered by the sq. ft.
- For custom panels contact Tslots. See page 4 for information

ALUCOBOND PANELS



- Weather resistant
- High durability
- Lightweight alternative to solid aluminum plate
- Great for workstations, enclosures, or displays
- Platinum only on one side
- Aluminum sheets separated by thermoplastic core

ITEM#	COLOR	MATERIAL	THICKNESS	STOCK SIZE
655457	Platinum	Alucobond	.157" (4mm)	4' x 8' +.250"/-0

DIE BOND PANELS



- Weather resistant
- High durability
- Lightweight alternative to solid aluminum plate
- Great for workstations, enclosures, or displays
- White on one side and black on the other side

ITEM#	COLOR	MATERIAL	THICKNESS	STOCK SIZE
655857	White/Black	Diebond	.118"	4' x 8' +.250"/-0

WIRE MESH



- Great for workstations, enclosures, or displays
- See page 447 for cutting
- Use calculation matrix on page 406 to measure area

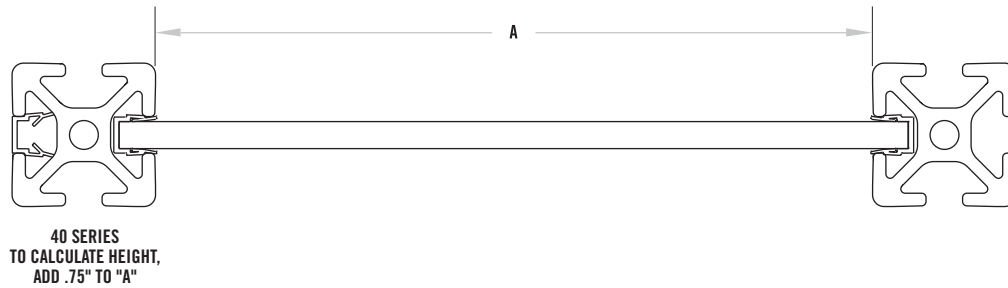
ITEM#	SIZE	COLOR	MATERIAL	GAUGE	OVERALL THICKNESS	STOCK SIZE
655318	.5" x .5"	Black	PVC	16	.140"	4' x 8' +.250"/-0
655319	.5" x .5"	Yellow	PVC	16	.140"	4' x 8' +.250"/-0
655316	1" x 1"	Black	PVC	12	.210"	4' x 8' +.250"/-0
655317	1" x 1"	Yellow	PVC	12	.210"	4' x 8' +.250"/-0
655818	2" x 2"	Black	PVC	12	.210"	4' x 8' +.250"/-0
655830	2" x 2"	Yellow	PVC	12	.210"	4' x 8' +.250"/-0

TSLOTS Panel Hardware

AREA CALCULATION MATRIX

HOW TO USE THE MATRIX

- Round both length and width dimensions up to the next 6" increment
- Find the length and width along the top and side of area calculation matrix
- Find the area in square feet at the intersection of the length and width matrix

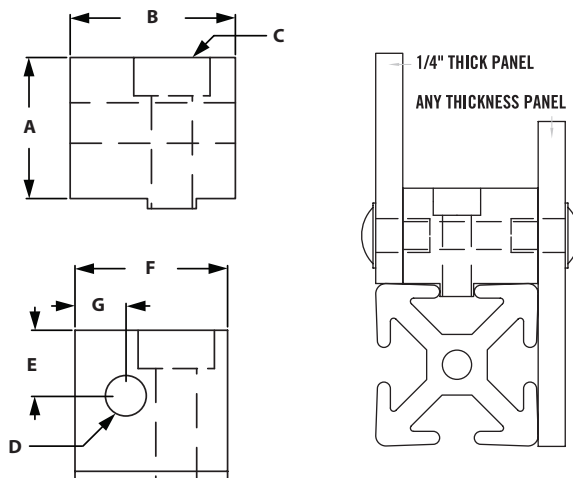


		WIDTH									
		6"	12"	18"	24"	30"	36"	42"	48"	54"	60"
LENGTH	6"	0.25	0.50	0.75	1.00	1.25	1.50	1.75	2.00	2.25	2.50
	12"	0.50	1.00	1.50	2.00	2.50	3.00	3.50	4.00	4.50	5.00
	18"	0.75	1.50	2.25	3.00	3.75	4.50	5.25	6.00	6.75	7.50
	24"	1.00	2.00	3.00	4.00	5.00	6.00	7.00	8.00	9.00	10.00
	30"	1.25	2.50	3.75	5.00	6.25	7.50	8.75	10.00	11.25	12.50
	36"	1.50	3.00	4.50	6.00	7.50	9.00	10.50	12.00	13.50	15.00
	42"	1.75	3.50	5.25	7.00	8.75	10.50	12.25	14.00	15.75	17.50
	48"	2.00	4.00	6.00	8.00	10.00	12.00	14.00	16.00	18.00	20.00
	54"	2.25	4.50	6.75	9.00	11.25	13.50	15.75	18.00	20.25	22.50
	60"	2.50	5.00	7.50	10.00	12.50	15.00	17.50	20.00	22.50	25.00
	66"	2.75	5.50	8.25	11.00	13.75	16.50	19.25	22.00	24.75	27.50
	72"	3.00	6.00	9.00	12.00	15.00	18.00	21.00	24.00	27.00	30.00
	78"	3.25	6.50	9.75	13.00	16.25	19.50	22.75	26.00	29.25	32.50
	84"	3.50	7.00	10.50	14.00	17.50	21.00	24.50	28.00	31.50	35.00
	90"	3.75	7.50	11.25	15.00	18.75	22.50	26.25	30.00	33.75	37.50
	96"	4.00	8.00	12.00	16.00	20.00	24.00	28.00	32.00	36.00	40.00
102"	4.25	8.50	12.75	17.00	21.25	25.50	29.75	34.00	38.25	42.50	
108"	4.50	9.00	13.50	18.00	22.50	27.00	31.50	36.00	40.50	45.00	

PANEL MOUNT BLOCK



- Allows you to mount panel flush or offset with extrusion
- Simplifies adding or removing panels
- Drilling panel required
- Fasteners for mounting to extrusion included



ITEM#	SERIES	FINISH	A	B	C	D	E	F	G
655741	40	Clear	23.20mm	33.88mm	M6 x 25mm BHSCS	M8 x 1.25	11.60mm	25.60mm	9.90mm
654741	40	Black	23.20mm	33.88mm	M6 x 25mm BHSCS	M8 x 1.25	11.60mm	25.60mm	9.90mm

INCLUDED FASTENERS

ITEM#	SERIES	QTY	DESCRIPTION
651777	40	1	M6 x 25mm SHCS & Offset Economy Trnut

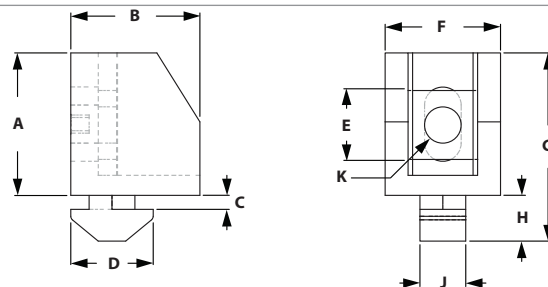
RECOMMENDED FASTENERS (MOUNT TO PANEL)

ITEM#	SERIES	QTY	DESCRIPTION
651345	40	1	M8 x 16mm BHSCS

NYLON PANEL MOUNT BLOCK



- Panel inserts from the top then twists 90° to lock into place.
- Made of Black Nylon
- .5" offset from edge for hole placement of panel.



ITEM#	SERIES	A	B	C	D	E	F	G	H	J	K-THREAD
682847	40	25.00mm	25.00mm	4.00mm	17.00mm	12.50mm	18.50mm	34.00mm	9.00mm	6.00mm	M6 x 1.0

RECOMMENDED FASTENERS

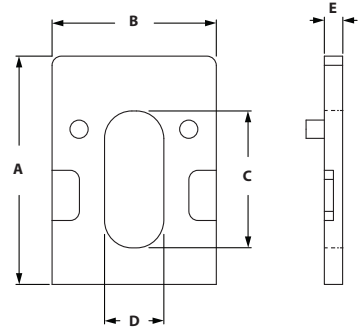
ITEM #	QTY	DESCRIPTION
651579	1	M6 x 18mm BHSCS

TLOTS Hardware

UNIBLOCK SPACERS



- Work with panel mount block to increase thickness
- Allows for offset panel mounting
- Reduces movement and vibration

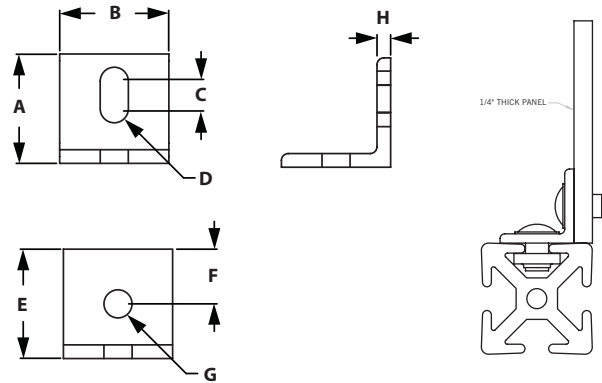


ITEM#	SERIES	A	B	C	D	E
671046	40	25.00mm	18.5mm	15.00mm	6.50mm	3.00mm
671047	40	25.00mm	18.5mm	15.00mm	6.50mm	5.00mm

PANEL MOUNT BRACKET



- Lower cost alternative than Panel Mount Block
- Slotted hole makes alignment easy
- Drilling panel required



ITEM#	SERIES	A	B	C	D	E	F	G	H
655291	40	25.4mm	25.4mm	6.35mm	4.17mm	25.4mm	12.7mm	8.33mm	3.18mm

RECOMMENDED FASTENERS (EXTRUSION SLOT)

ITEM#	SERIES	QTY	DESCRIPTION
651767	40	1	M8 x 12mm BHSCS & Economy Trnut

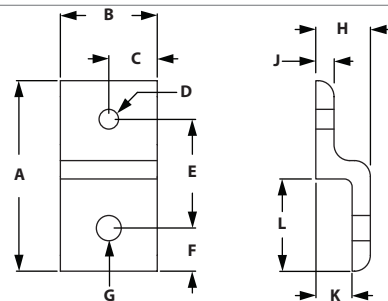
RECOMMENDED FASTENERS (EXTRUSION END)

ITEM#	SERIES	QTY	DESCRIPTION
651785	40	1	M8 x 16mm BHSCS w/Hex Nut & Washer

SINGLE PANEL RETAINER



- Strongest way to retain panels
- Simplifies panel installation and removal
- Drilling panel required



ITEM#	SERIES	A	B	C	D-TAP	E	F	G	H	J	K	L
664039	40	77.00mm	40.00mm	20.00mm	M8 x 1.25	44.40mm	15.80mm	8.33mm	21.95mm	6.00mm	15.95mm	37.00mm

RECOMMENDED FASTENERS (EXTRUSION SLOT)


ITEM#	SERIES	QTY	BOLT
651506	40	1	M8 x 16mm BHSCS & Economy Trnut

RECOMMENDED FASTENERS (FOR 1/4" PANEL)

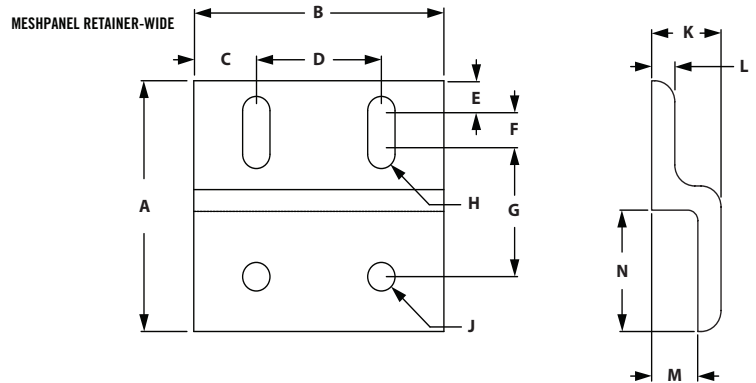
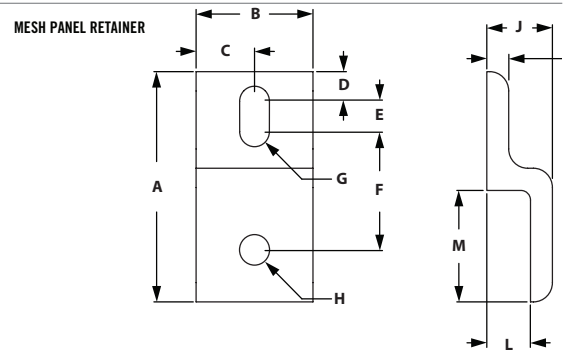
ITEM#	SERIES	QTY	BOLT
651770	40	1	M8 x 20mm BHSCS w/Hex Nut & Washer

TLOTS Hardware

MESH PANEL RETAINER



- Strongest way to retain wire mesh
- Prevents wire mesh from pushing out of the slot
- Simplifies installation and removal of wire mesh



SINGLE RETAINER

ITEM#	SERIES	A	B	C	D	E	F	G	H
664082	40	77.00mm	40.00mm	20.00mm	8.74mm	12.70mm	38.76mm	8.33mm	8.33mm
		J	K	L	M				
		22.00mm	6.00mm	16.00mm	37.00mm				

SINGLE RETAINER-WIDE

ITEM#	SERIES	A	B	C	D	E	F	G	H
664204	40	77.00mm	80.00mm	20.00mm	40.00mm	8.64mm	12.70mm	38.80mm	8.33mm
		J	K	L	M				
		8.33mm	22.00mm	6.00mm	16.00mm				

RECOMMENDED FASTENERS (EXTRUSION SLOT)

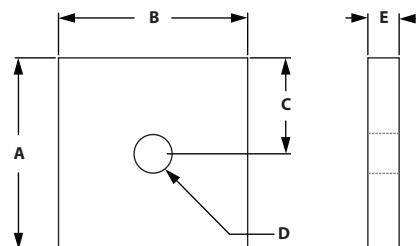
ITEM#	SERIES	QTY	QTY FOR WIDE	BOLT
651506	40	1	2	M8 x 16mm BHSCS & Economy Tnut

BACKING PLATES

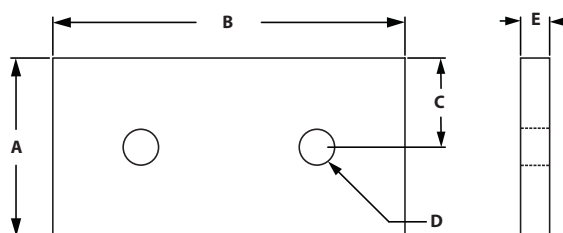


◦ Secures mesh panel retainers to the wire mesh

BACKING PLATE



BACKING PLATE-WIDE



BACKING PLATES

ITEM#	SERIES	A	B	C	D-THREAD	E
664069	40	38.10mm	38.10mm	19.00mm	M8 x 1.25	6.35mm

BACKING PLATES-WIDE

ITEM#	SERIES	A	B	C	D-THREAD	E
664205	40	38.10mm	80.00mm	19.00mm	M8 x 1.25	6.35mm

RECOMMENDED FASTENERS (RETAINER TO BACKING PLATE)

ITEM#	SERIES	QTY	QTY FOR WIDE	BOLT
651347	40	1	2	M8 x 20mm BHSCS

TLOTS Hardware

MESH PANEL RETAINERS ASSEMBLY



- Strongest way to retain wire mesh
- Prevents wire mesh from pushing out of T-Slot
- Simplifies installation and removal of wire mesh

**Fasteners for gauge wire included.*

MESH PANEL RETAINERS ASSEMBLY

COMBO ITEM#	SERIES	RETAINER	QTY	BACKING PLATE	QTY	BOLT TO PLATE	QTY
664066	40	664082	1	664069	1	651347	1

MESH PANEL RETAINERS ASSEMBLY - WIDE

COMBO ITEM#	SERIES	RETAINER	QTY	BACKING PLATE	QTY	BOLT TO PLATE	QTY
664206	40	664204	1	664205	1	651347	2

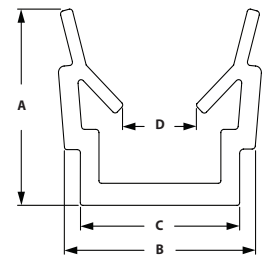
RECOMMENDED FASTENERS (EXTRUSION SLOT)

ITEM#	SERIES	QTY	QTY FOR WIDE	BOLT
651506	40	1	2	M8 x 16mm BHSCS & Economy Trut

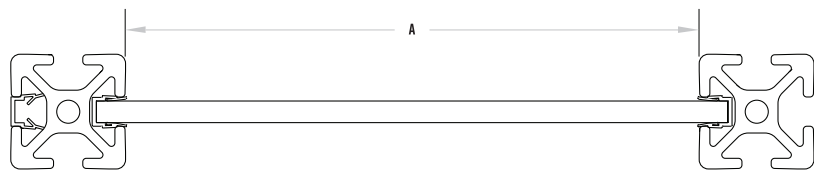
DELUXE PLASTIC PANEL GASKET



- Recessed in slot to secure plastic panels
- The deluxe gasket can also be used as a slot cover
- 655827 only works with .236" (6mm) Panels

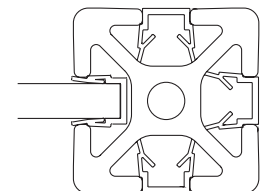


ITEM#	SERIES	COLOR	LENGTH	MATERIAL	A	C	D	E
655827	40	Black	78.74" (2M)	PP	12.00mm	9.40mm	8.00mm	5.00mm
655760	40	Yellow	78.74" (2M)	PP	11.00mm	9.00mm	8.20mm	5.00mm
655761	40	Natural	78.74" (2M)	PP	11.00mm	9.00mm	8.20mm	5.00mm




15 SERIES/ 40 SERIES
TO CALCULATE HEIGHT
ADD .75" TO "A"

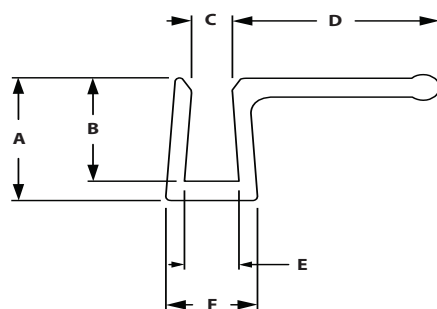
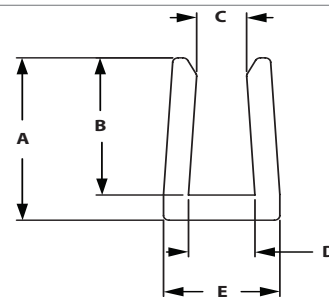
10 SERIES
TO CALCULATE HEIGHT
ADD .50" TO "A"



PANEL STIFFENER



- Increases the rigidity of 1/4" panels
- 72" full length sticks



ITEM#	SERIES	MAX LENGTH	A	B	C	D	E
655880	40	72"	18.03mm	15.24mm	4.60mm	6.10mm	10.67mm

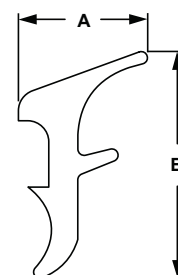
WITH HANDLE

ITEM#	SERIES	MAX LENGTH	A	B	C	D	E	F
655881	40	72"	18.03mm	15.24mm	4.60mm	24.13mm	6.22mm	10.67mm

RUBBER PANEL GASKET



- Place in slot to secure panels or mesh
- Can be easily placed in slot after panel or mesh has been placed
- Can be ordered by the foot or 150' roll



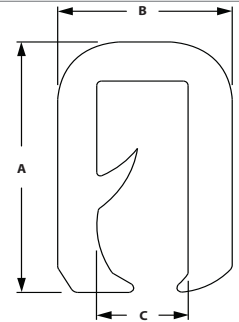
ITEM#	SERIES	SOLD	A	B
655110	40	Per Foot	7.90mm	13.89mm
655112	40	Per 150' Roll	7.90mm	13.89mm

TLOTS Hardware

WIRE EDGE COVER



- Applied to the edge of wire mesh to prevent cuts
- Creates a clean and a safe guarding

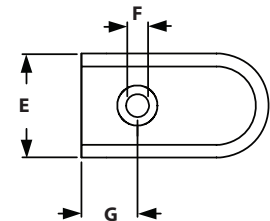
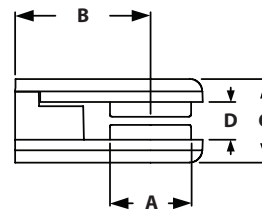


ITEM# 655312	COLOR Black	MATERIAL PVC/Aluminum	A 13.80mm	B 9.00mm	C 4.75mm
------------------------	-----------------------	---------------------------------	---------------------	--------------------	--------------------

GLASS PANEL CLAMP



- To fix glass and other panels to extrusion
- Die-cast zinc
- For panels 2-9.5mm
- Included fasteners- M5 x 16mm SHCS Bright Zinc (connect clamps together) and 5 rubber pads for panels



ITEM# 671043	SERIES 40	A 19.5mm	B 32.5mm	C 20mm	D 9mm	E 25mm	F 5.5mm	G 13.5mm
------------------------	---------------------	--------------------	--------------------	------------------	-----------------	------------------	-------------------	--------------------

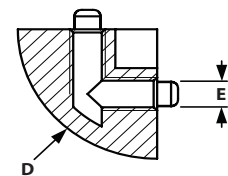
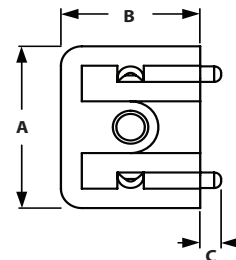
RECOMMENDED FASTENERS

ITEM# 651787	SERIES 40	QTY 1	DESCRIPTION M5 x 16mm SHCS & Drop-In Tnut
------------------------	---------------------	-----------------	---

GLASS PANEL CORNER CONNECTION



- To make corner connection with two panels using two glass panel clamps
- Die-cast zinc
- Included fasteners- 2 screws M5 x 12mm SHCS Bright Zinc

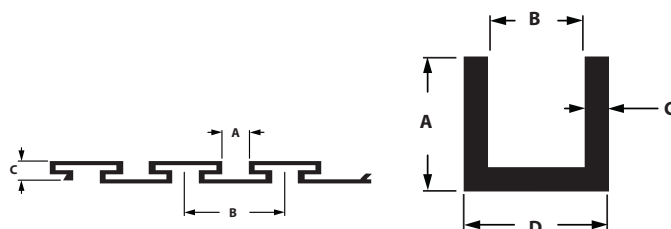


ITEM# 671044	SERIES 40	B 20mm	C 3mm	D R20	E M5
------------------------	---------------------	------------------	-----------------	-----------------	----------------

SLATWALL PANELS AND U CHANNEL



- Custom size panels are available
- Round to the next full panel



ITEM#	DESCRIPTION	SERIES	LENGTH	A	B	C	D
599900	Slatwall Panel	40	12' 6"	11.43mm	38.10mm	12.57mm	N/A
301901	U Channel	40	12'	19.05mm	12.70mm	3.18mm	19.05mm

RECOMMENDED FASTENERS (FOR 10S EXTRUSION)

BOLT	QTY	DESCRIPTION
653273	1	10 to 15s 2 Hole Transition Strip
651130	1	1/4-20 x 1/2" FBHSCS & Econ Tnut
651129	1	5/16-18 x 11/16" FBHSCS & Econ Tnut

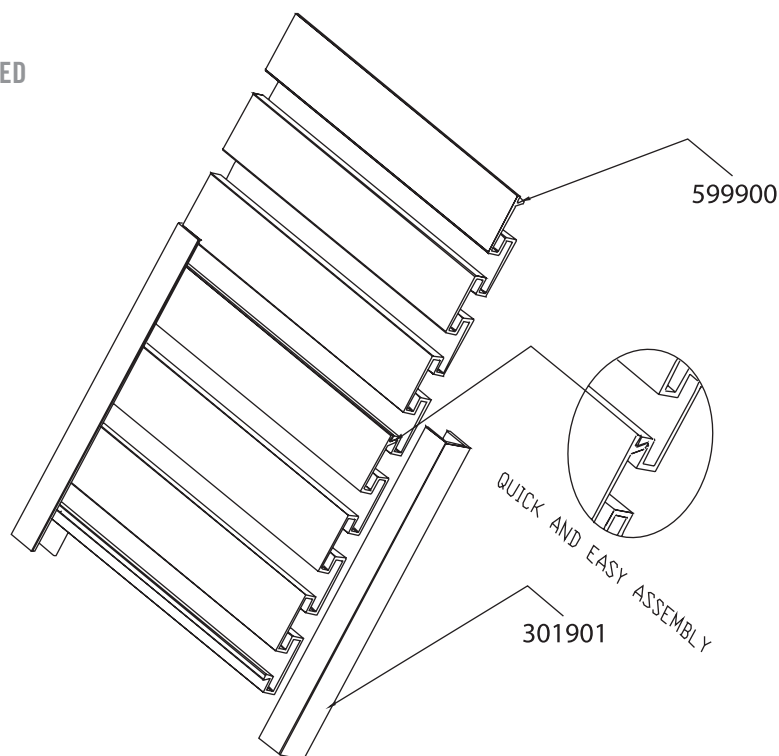
RECOMMENDED FASTENERS (FOR 15S EXTRUSION)

BOLT	QTY	DESCRIPTION
653141	1	15s 2 Hole Joining Strip
651129	2	5/16-18 x 11/16" FBHSCS & Econ Tnut

CALCULATION FORMULA FOR NUMBER OF PANELS NEEDED

(Desired Panel Height - 0.335)

4.6



CONTENT

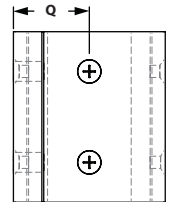
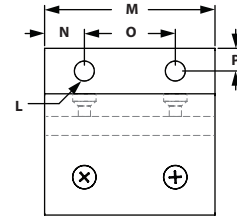
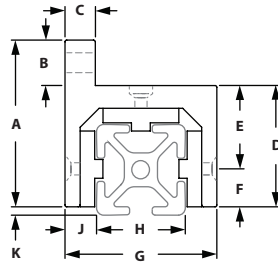
07 TSLOTS Metric Bearings

Economy Bearings	446-447
Machining Service	448-449
Replacement Pads	450
Brake Kits	451-452

07 LINEAR MOTION METRIC

Linear Motion

ECONOMY SINGLE FLANGE LINEAR BEARINGS - SHORT

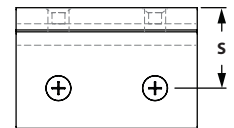
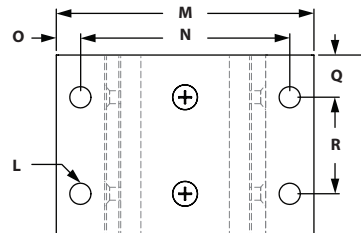
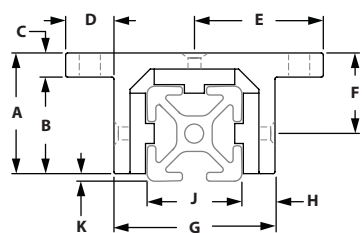


ITEM#	SERIES	A	B	C	D	E	F	G	H	J	K
657166	40	71.81mm	19.00mm	11.99mm	52.81mm	54.38mm	17.42mm	65.13mm	40.00mm	12.32mm	.258mm
		L	M	N	O	P	Q				
		8.33mm	74.98mm	17.50mm	40.00mm	9.50mm	32.56mm				

RECOMMENDED FASTENERS

ITEM #	SERIES	QTY	BOLT	T-NUT
651367	40	2	M8 x 20mm SHCS	Offset Economy

ECONOMY DOUBLE FLANGE SINGLE WIDE LINEAR BEARING - SHORT



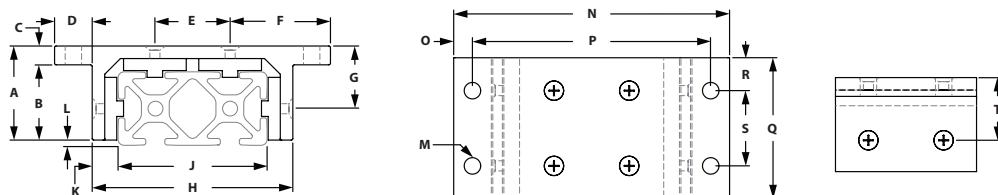
ITEM#	SERIES	A	B	C	D	E	F	G	H	J	K
657167	40	50.00mm	41.00mm	9.00mm	19.00mm	51.56mm	32.56mm	65.13mm	12.32mm	40.00mm	2.58mm
		L	M	N	O	P	Q	R	S		
		8.33mm	103.12mm	84.12mm	9.50mm	75.00mm	17.50mm	40.00mm	32.56mm		

RECOMMENDED FASTENERS

ITEM #	SERIES	QTY	BOLT	T-NUT
651367	40	4	M8 x 20mm SHCS	Offset Economy

» See page *** for recommended load ratings.

ECONOMY DOUBLE FLANGE DOUBLE WIDE LINEAR BEARING - SHORT

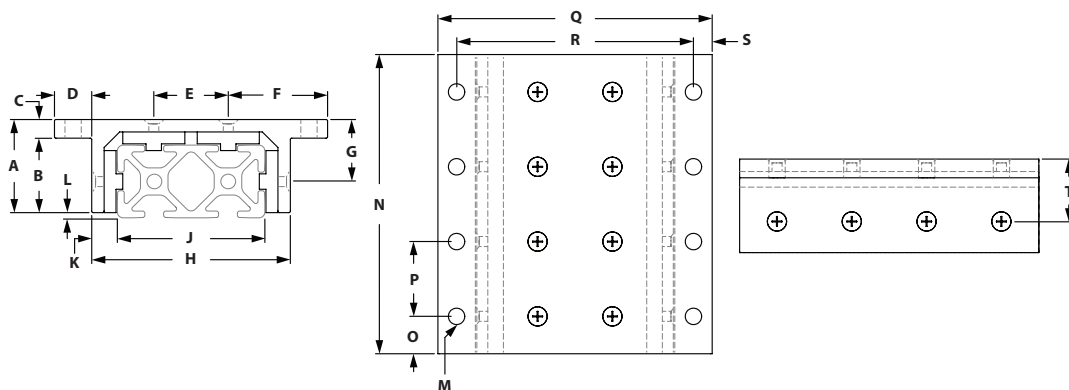


ITEM#	SERIES	A	B	C	D	E	F	G	H	J	K
657168	40	71.81mm	19.00mm	11.99mm	52.81mm	40.00mm	17.43mm	32.56mm	105.31mm	80.00mm	12.32mm
		L	M	N	O	P	Q	R	S	T	
		2.58mm	8.33mm	143.31mm	9.50mm	124.31mm	75.00mm	17.50mm	40.00mm	32.56mm	

RECOMMENDED FASTENERS

ITEM #	SERIES	QTY	BOLT	T-NUT
651367	40	4	M8 x 20mm SHCS	Offset Economy

ECONOMY DOUBLE FLANGE DOUBLE WIDE LINEAR BEARING - LONG



ITEM#	SERIES	A	B	C	D	E	F	G	H	J	K
657176	40	71.81mm	19.00mm	11.99mm	52.81mm	40.00mm	17.43mm	32.56mm	105.31mm	80.00mm	12.32mm
		L	M	N	O	P	Q	R	S	T	
		2.58mm	8.33mm	160.00mm	17.50mm	40.00mm	143.31mm	124.31mm	9.50mm	32.56mm	

RECOMMENDED FASTENERS

ITEM #	SERIES	QTY	BOLT	T-NUT
651367	40	8	M8 x 20mm SHCS	Offset Economy

» See page 221 for recommended load ratings.

Linear Motion

LINEAR BEARING MACHINING SERVICES

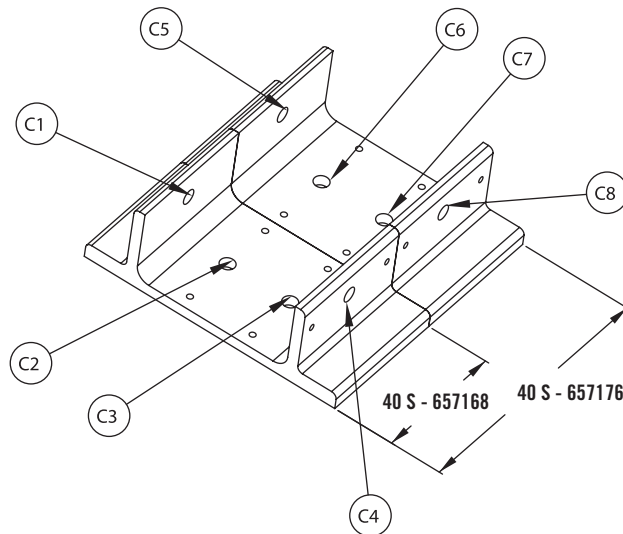
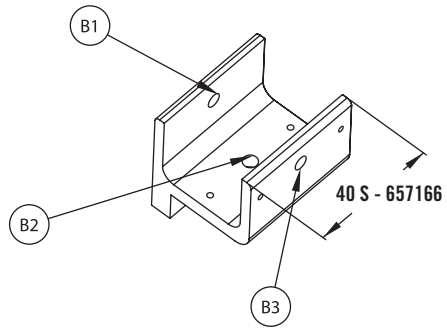
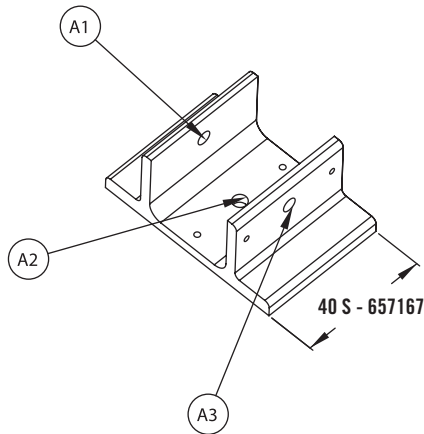


» We recommend applying Linear Brake on the side without the set screw if possible.
 » Refer to linear bearing drawings on pages 214-219 for dimensions.

ITEM #	SERIES	DESCRIPTION
660092	40	Brake Machining Service (.328) Hole

To order linear bearing machining services, specify the linear bearing, the machining service and the brake hole location.
 When ordering linear bearing machining services, make sure the linear bearing and the machining service are both the same series.

Example - 657168 - 660092 @ C4



Linear Bearing Information

TLOTS LINEAR BEARINGS

The shimless linear bearing provides accurate linear movement on TLOTS extrusions. The bearing can be adjusted for the first time on an assembly or adjusted for wear while assembled to the application, providing that the adjustment screws are available to the adjustment tools. No shims, no disassembly, only accurate sliding.

1. Linear Bearing adjustable bearing pads are delivered in the open position. Slide the bearing on the extrusion to be used. (Fit will be loose, because of the open position.)
2. Using a 3/32 allen wrench for 40 Series linear bearing, loosen the Flathead socket cap screws on each side of the linear bearing incrementally as follows. (Fig. #1)

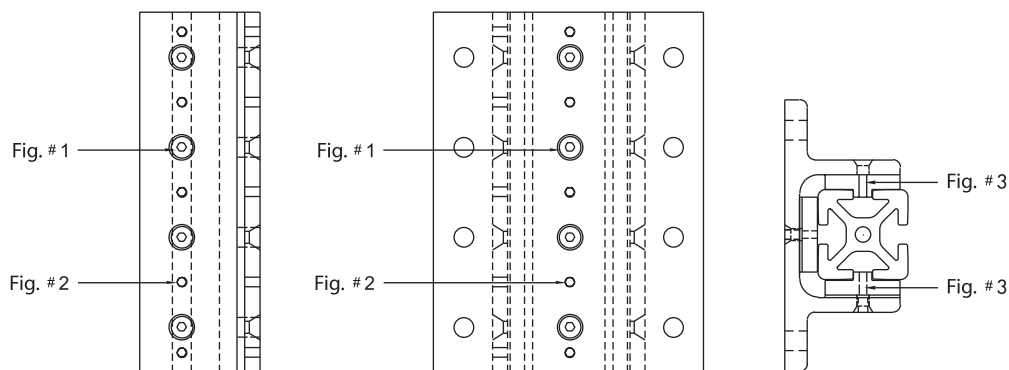
- 40 Series Bearing, 8-32 THREAD

**Each flathead screw should be loosened the same amount, to provide even shimming on the extrusion.*

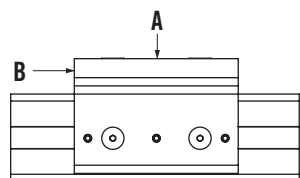
3. Tighten each set screw, using a 5/64 allen wrench for a 40 Series linear bearing, until each flat head screw is properly seated in each countersink. Hint: The amount of turns per set screw will be the same amount as for the flat head socket cap screw. (Fig. #2)

4. For fine tuning: Repeat steps 2 & 3.

**Replacement bearing pads are available through TLOTS or your distributor. Due to patent requirements, TLOTS requires all users of the aforementioned product to only replace bearing pads as per the drawing below. Only the opposing sides have keyed bearing pads. (Fig. #3)*



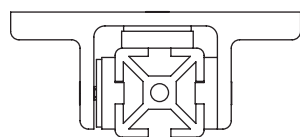
LINEAR BEARING LOAD RATINGS



LINEAR BEARING LOAD RATINGS FOR BOTH ECONOMY AND STANDARD BEARINGS

SERIES	LOAD A	FORCE B
40 S	500 lbs	Force to move = 60 lbs

**Values are recommended load ratings not to be used for design purposes.*

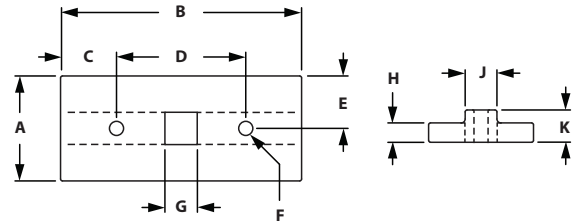


Linear Bearing Replacement Pads

ECONOMY BEARING REPLACEMENT PADS



- Material: UHMW
- Low friction to create better linear motion
- Single keyed
- Premachined holes for easy mounting



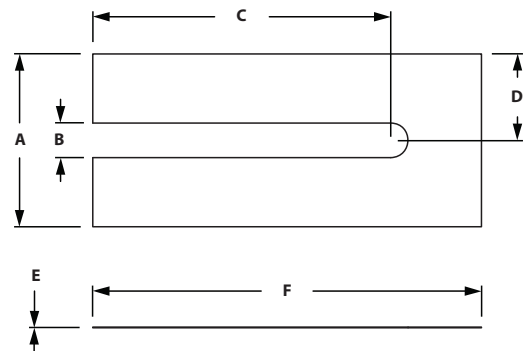
KEYED PADS

ITEM#	SERIES	A	B	C	D	E	F	G	H	J	K
657177	40	31.75mm	74.12mm	17.06mm	40.00mm	15.88mm	3.18mm	7.92mm	6.17mm	7.92mm	9.53mm

LINEAR BEARING SHIM STOCK PADS



- Material: Mylar
- Creates precise fit
- Loosen bearing and insert shim between bearing and pad
- Sold in packs of 10



LINEAR BEARING SHIM STOCK

ITEM#	SERIES	COLOR	A	B	C	D	E	F
657123	40	Clear	31.75mm	6.35mm	54.76mm	15.88mm	.13mm	71.42mm

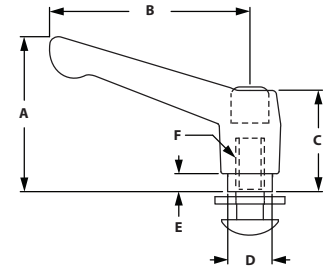
Linear Bearing Brake Kits

*Includes Handle, Stud and Washers
Only applies to brake kits

LINEAR BEARING BRAKE HANDLE KITS



- Adjustable brake kit that can be added to any bearing
- Quick release to allow movement and easy to secure to semi-permanent position
- Machining required for linear bearing

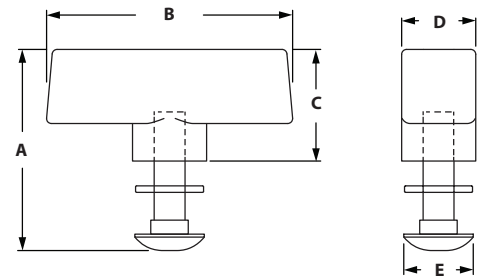


L - HANDLE KIT

ITEM#	SERIES	COLOR	MATERIAL	A	B	C	D	E	F
657079	40	Black	Nylon	55.20mm	78.00mm	36.07mm	16.00mm	7.87mm	5/16-18



- Adjustable brake kit that can be added to any bearing
- Release to allow movement and easy to secure to semi-permanent position
- Machining required for linear bearing

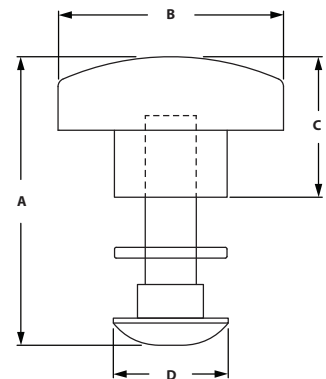


T - HANDLE KIT

ITEM#	SERIES	COLOR	MATERIAL	A	B	C	D	E
657080	40	Black	Polypropylene	51.71mm	63.27mm	28.70mm	19.05mm	17.86mm



- Adjustable brake kit that can be added to any bearing
- Release to allow movement and easy to secure to semi-permanent position
- Machining required for linear bearing



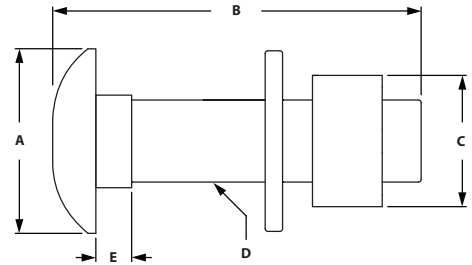
STAR - HANDLE KIT

ITEM#	SERIES	COLOR	MATERIAL	A	B	C	D
657081	40	Black	Polypropylene	44.86mm	35.05mm	21.84mm	17.86mm

Linear Bearing Brake Kits



- Adjustable stop that can be added to any bearing
- Tightens to secure locking capability
- Machining required for linear bearing



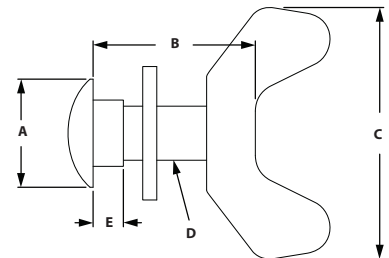
HEX NUT BRAKE KIT

ITEM#	SERIES
657082	40

A	B	C	D	E
17.88mm	35.97mm	14.30mm	5/16-18	4.37mm




- Adjustable stop that can be added to any bearing
- Tightens to secure locking capability
- Machining required for linear bearing



WING NUT BRAKE KIT

ITEM#	SERIES
657083	40

A	B	C	D	E
17.86mm	35.97mm	34.93mm	5/16-18	3.81mm



CONTENT

09 CONNECT GUARDING & LED LIGHTING

Connect Guarding	456-459
LED Lighting	460-461

09 CONNECT GUARDING
& LED LIGHTING

TSLOTS Guarding System

MODULAR GUARDING SYSTEM



CONCEPT

CONNECT™ uses pre-fabricated panels of varying widths and heights that quickly link together to create a custom guarding solution.

ADVANTAGES

SHORT LEAD TIMES

Pre-fabricated panels will allow you to minimize engineering and design time

MODULAR

Need to modify or add something to the guarding? Simply order the additional parts and install as needed on-site

EASY ASSEMBLY AND INSTALLATION

The panels arrive assembled and ready to connect to each other. Simply link them together and fasten to the floor.



SKETCH

Sketch the footprint of the guarding complete with dimensions and doors.



INSTALL

Once your order arrives, connect the pre-fabricated panels using the included hardware, and fasten to the floor.



SUBMIT

Consult with the TSLOTS distributor to determine which panels will work best for your needs.

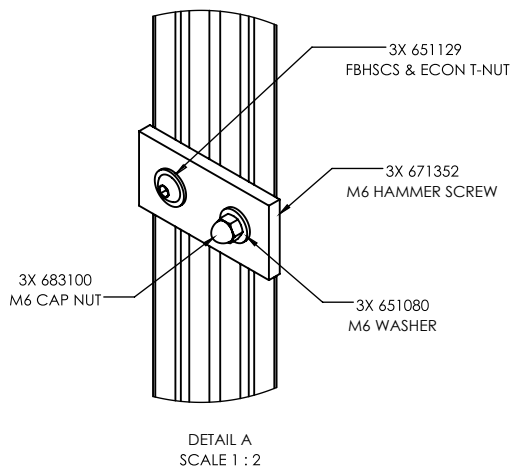
STANDARD GURADING PANELS



- Connects with Joining Strips
- Assemble in a straight line or at 90 degrees
- 6 inch gap between floor and frame
- Meets OSHA guarding regulations


ITEM #	PANEL SIZE	MATERIAL
114486	1' x 6'	Yellow Wire Mesh
114487	1' x 6'	Black Wire Mesh
114488	1' x 6'	Clear Polycarbonate
114492	1' x 8'	Yellow Wire Mesh
114493	1' x 8'	Black Wire Mesh
114494	1' x 8'	Clear Polycarbonate
114468	3' x 6'	Yellow Wire Mesh
114469	3' x 6'	Black Wire Mesh
114470	3' x 6'	Clear Polycarbonate
114477	3' x 8'	Yellow Wire Mesh
114478	3' x 8'	Black Wire Mesh
114479	3' x 8'	Clear Polycarbonate
114456	4' x 6'	Yellow Wire Mesh
114457	4' x 6'	Black Wire Mesh
114458	4' x 6'	Clear Polycarbonate
114462	4' x 8'	Yellow Wire Mesh
114463	4' x 8'	Black Wire Mesh
114464	4' x 8'	Clear Polycarbonate

ASSEMBLY INFORMATION



CONNECT Guarding

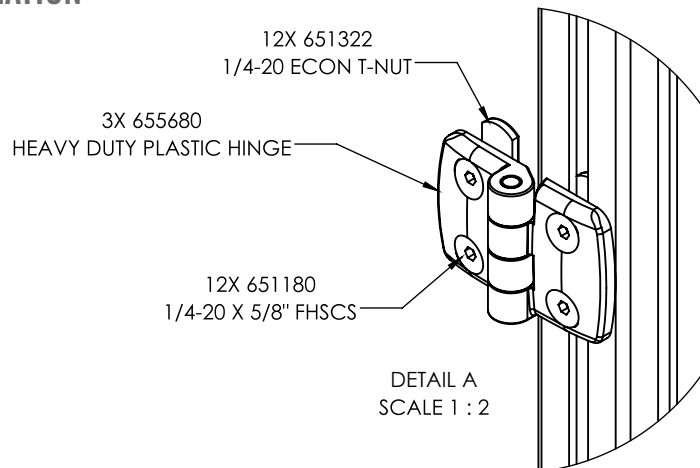
PIVOT GUARDING PANELS




- Connects with Hinges
- Used to create custom angles in guarding
- 6 inch gap between floor and frame
- Meets OSHA guarding regulations

ITEM #	PANEL SIZE	MATERIAL
114489	1' x 6'	Yellow Wire Mesh
114490	1' x 6'	Black Wire Mesh
114491	1' x 6'	Clear Polycarbonate
114495	1' x 8'	Yellow Wire Mesh
114496	1' x 8'	Black Wire Mesh
114497	1' x 8'	Clear Polycarbonate
114471	3' x 6'	Yellow Wire Mesh
114472	3' x 6'	Black Wire Mesh
114473	3' x 6'	Clear Polycarbonate
114480	3' x 8'	Yellow Wire Mesh
114481	3' x 8'	Black Wire Mesh
114482	3' x 8'	Clear Polycarbonate
114459	4' x 6'	Yellow Wire Mesh
114460	4' x 6'	Black Wire Mesh
114461	4' x 6'	Clear Polycarbonate
114465	4' x 8'	Yellow Wire Mesh
114466	4' x 8'	Black Wire Mesh
114467	4' x 8'	Clear Polycarbonate

ASSEMBLY INFORMATION

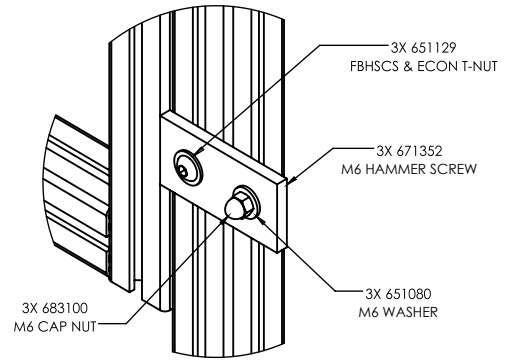


DOORS GUARDING PANELS



- Connects with Joining Strips
- Place anywhere a door is required
- 6 inch gap between floor and frame
- Meets OSHA guarding regulations
- Doors for 6' panels are 6.5' to allow for easy entry into your guarding

ASSEMBLY INFORMATION



DETAIL A
SCALE 1 : 2

ITEM #	PANEL SIZE	MATERIAL
114474	3' x 6.5'	Yellow Wire Mesh
114475	3' x 6.5'	Black Wire Mesh
114476	3' x 6.5'	Clear Polycarbonate
114483	3' x 8'	Yellow Wire Mesh
114484	3' x 8'	Black Wire Mesh
114485	3' x 8'	Clear Polycarbonate

CONNECT PANEL ADD ONS

DOOR HANDLES / LATCHES



6 7 1 0 7 4
Slam Latch



6 5 5 0 5 3
Deluxe Non-Lock Door Handle *(Requires special machining)*



6 5 5 0 7 6
Offset Plastic Handle

BRACKETS / GUSSETS



6 5 3 1 3 6
2 Hole Corner Bracket



6 5 3 1 6 5
2 Hole Corner Gusset



6 5 5 2 7 8
3" Economy Floor Mounting Foot

HARDWARE / TOOLS



6 5 1 3 2 4
5/16 - 18 Drop in nut with set screw.



6 5 8 3 1 7
1/2 - 13 Floor Anchor 3.75" long



6 5 7 0 0 0
3/16 "T" handle Hex Wrench



6 5 1 1 2 9
5/16 - 18 flanged button head and economy nut

JOINING STRIPS



6 5 3 1 4 1
2 Hole Joining Strip



6 5 3 1 4 0
3 Hole Joining Strip

LED Lighting

INDUSTRIAL LED LIGHT BARS

WORKSTATION ILLUMINATION

TSLOTS Industrial Light Bar, utilizes advanced LED lighting technology providing high-quality and maintenance-free industrial lighting solutions that will last for years.

- High brightness with an even light output for a no-glare glow.
- Eye shields to eliminate visual strain and glare.
- Robust metal housing, shatterproof light cover and easy installation.
- Ideal for work stations, machine lighting, control cabinets and manufacturing lines.
- We offer our LED Lights in 2', 3' and 4' lengths.
- Lights are easy to install onto TSLOTS™ extrusions.
- Improves visibility and safety in a workplace or on a machine.
- In stock for immediate shipping.



LED LIGHTING

STANDARD LIGHT KITS

ITEM#	DESCRIPTION	LUMENS	VOLTS	INCLUDES
686001	2' Light with eye shields	1300	120 V	10' Power Cord and 2 Clip Brackets
686002	3' Light with eye shields	1950	120 V	10' Power Cord and 2 Clip Brackets
686003	4' Light with eye shields	2600	120 V	10' Power Cord and 2 Clip Brackets

ACCESSORIES

ITEM#	DESCRIPTION
686004	10' Power Cord
686005	15' Power Cord
686008	12" Light-to-light Connector
686006	Clip Bracket
686007	Swivel Clip Bracket

CLIP BRACKET



SWIVEL BRACKET



RECOMMENDED FASTENERS FOR CLIP BRACKETS

ITEM#	SERIES	QTY	BOLT ITEM	BOLT DESCRIPTION	TNUT ITEM	TNUT DESCRIPTION	WASHER ITEM	WASHER DESCRIPTION
651587	10s	1	651019	1/4-20 x 3/8" BHSCS	651469	1/4-20 Drop-In Tnut	651388	M6 Washer
651589	15s	1	651021	1/4-20 x 1/2" BHSCS	651644	1/4-20 Drop-In Tnut		
651590	40s	1	651333	M6 x 12mm BHSCS	651647	M6 x 1 Drop-In Tnut		
671719	30s	1	699936	M6 x 10mm BHSCS	671326	M6 x 1 Spring Leaf Roll-In Tnut	651388	M6 Washer
671721	45s	1	651570	M6 x 14mm BHSCS	671062	M6 x 1 Roll-In Tnut		

RECOMMENDED FASTENERS FOR SWIVEL BRACKETS

ITEM#	SERIES	QTY	BOLT ITEM	BOLT DESCRIPTION	TNUT ITEM	TNUT DESCRIPTION
651588	10s	1	651019	1/4-20 x 3/8" BHSCS	651469	1/4-20 Drop-In Tnut
651589	15s	1	651021	1/4-20 x 1/2" BHSCS	651644	1/4-20 Drop-In Tnut
651591	40s	1	651570	M6 x 14mm BHSCS	651647	M6 x 1 Drop-In Tnut
671720	30s	1	699936	M6 x 10mm BHSCS	671326	M6 x 1 Spring Leaf Roll-In Tnut
671722	45s	1	651335	M6 x 16mm BHSCS	671062	M6 x 1 Roll-In Tnut

CONTENT

10 Tools

Allen Wrench Sets	464-465
Cutters, Bits & Jigs	466-467
Taps	467

10 TOOLS

Tools

RECOMMENDED TOOL SIZE FOR FASTENERS

THREAD SIZE	SHCS	BHSCS	FBHSCS	FHSCS
8-32	--	3/32"	--	--
10-32	5/32"	1/8"	--	--
1/4-20	3/16"	5/32"	5/32"	5/32"
5/16-18	1/4"	3/16"	3/16"	3/16"
3/8-16	5/16"	N/A	--	7/32"
M5	4mm	3mm	--	3mm
M6	5mm	4mm	--	4mm
M8	6mm	5mm	--	5mm
M10	8mm	6mm	--	6mm

BALL END FOLD OUT COMBO TOOL



- Ball point allows access to hard to reach screws
- Fractional – yellow case, Metric – red case
- Self-contained tool eliminates lost keys

ITEM #	SERIES	HEAD TYPE	INCLUDED TOOL HEAD SIZES
657015	Fractional	Ball End	3/16", 7/32", 1/4", 5/16", 3/8"
657014	Metric	Ball End	5mm, 6mm, 7mm, 8mm, 10mm

BALL DRIVER AND L-WRENCH TOOL SET



- Ball point allows access to hard to reach screws

ITEM #	SERIES	HEAD TYPE	INCLUDED TOOL HEAD SIZES
657035	Fractional	Ball End	.050", 1/16", 5/64", 3/32", 7/64", 1/8", 9/64", 5/32", 3/16", 7/32", 1/4", 5/16", 3/8"
657030	Metric	Ball End	1.5mm, 2mm, 2.5mm, 3mm, 4mm, 5mm, 6mm, 8mm, 10mm

BALL END L HEX WRENCH



- Ball end for off axis rotation
- Long arm for maximum torque
- Allows for angle entry up to 25°

ITEM #	SERIES	TOOL HEAD SIZE
657025	Fractional	5/32"
657002	Fractional	3/16"
657005	Fractional	1/4"
657022	Metric	M4
657023	Metric	M5
657024	Metric	M6

T HANDLE BALL END HEX WRENCHES



- Cushion grip for maximum torque
- 10" long arm for hard to reach areas
- Allows for angle entry up to 25°

ITEM #	SERIES	TOOL HEAD SIZE
657000	Fractional	3/16"
657004	Fractional	1/4"
657034	Fractional	5/32"
657031	Metric	M4
657032	Metric	M5
657033	Metric	M6

Tools

CHEATER PIPE



- Gives extra torque in hard to reach spots
- Use with a ball end "L" hex wrench
- Fits over the end of a 1/4" hex wrench

ITEM #	SERIES	DESCRIPTION
657001	Fractional	Cheater Pipe

ANCHOR FASTENER COUNTERBORE CUTTERS



- Two flute style single end
- High speed steel square end mill
- Allows you to make your own counterbores

ITEM #	SERIES	MILL DIAMETER
657043	Fractional	9/16"
657008	Fractional/Metric	13/16"

ACCESS HOLE DRILL BITS



- Two flute
- High speed steel
- Can be used with drill jigs, drill press, or mill

ITEM #	SERIES	BIT SIZE
657036	Fractional	.218 x 2.30"
657010	Fractional/Metric	.295 x 2.68"

ACCESS HOLE DRILL JIGS



- Locates access holes precisely
- Hardened dowel pins prevent rotation
- Replaceable, hardened drill bushings

ITEM #	SERIES	DESCRIPTION	HOLE SIZE
657037	10	Jig for 1010 Extrusion	.218"
657040	10	Jig for 2 Hole for 1020 Extrusion	.218"
657042	10	Jig for 4 Hole for 2020 Extrusion	.218"
657038	10	Replacement Bushing for 10S	.218"
657011	15	Jig for 1515 Extrusion	.296"
657039	15	Jig for 2 Hole for 1530 Extrusion	.296"
657181	15	Jig for 4 Hole for 3030 Extrusion	.296"
657012	15	Replacement Bushing for 15S	.296"
699740	45	Jig for all 45 B-Series Extrusion	.386"

FLUTED TAPS



ITEM #	SERIES	TAP SIZE
657143	10	1/4-20
657145	15	5/16-18
657144	40	M6 x 1.0
657146	40	M8 x 1.25

CONTENT

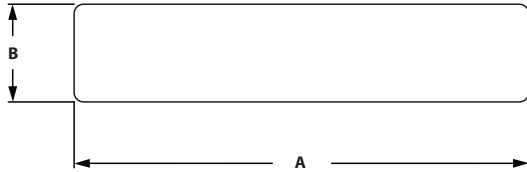
11 Extrusion Profiles

Flat Stock	470
Tubes	471
Angles	472
Gusset Profile & Nub	473
Right Angle Nub Profile	473-474
Panel Mount Profile	475
Single Flange Bearing Profiles	475
Double Flange Bearing Profile	476
Retainer Angles	476
Door Side Tracks	477

11 EXTRUSION PROFILES

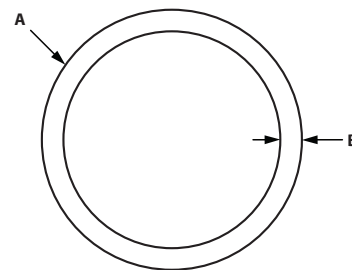
Extrusion Profiles

FLAT STOCK



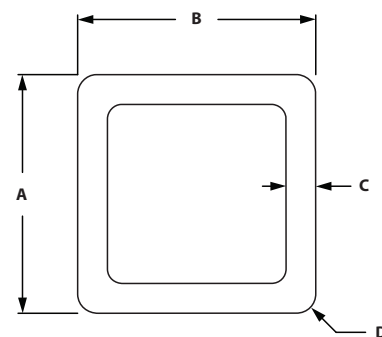
MILL FINISH	ANODIZED	STOCK LENGTH	A	B
662035	662034	144"	1.000"	.188"
662037	662036	144"	1.000"	.250"
662041	662040	144"	1.000"	.500"
662084	---	144"	1.250"	1.250"
662043	662042	144"	1.490"	.250"
662045	662044	144"	1.500"	.500"
662047	662046	144"	1.500"	.750"
662085	---	144"	1.750"	1.750"
662051	662050	144"	2.000"	.188"
662049	662048	144"	2.000"	.500"
662143	662142	144"	2.060"	2.060"
662120	---	144"	2.000"	2.500"
662055	662054	144"	2.500"	.500"
662121	---	144"	2.500"	2.500"
662053	662052	144"	3.000"	.188"
662057	662056	144"	3.000"	.250"
662154	---	144"	3.000"	.500"
662061	662060	144"	3.000"	.750"
662147	662146	144"	3.000"	1.500"
662063	662062	144"	4.000"	.188"
662065	662064	144"	4.000"	.250"
662067	662066	144"	4.000"	.750"
662077	662076	144"	4.000"	2.000"
662131	---	144"	4.000"	3.000"
662112	662172	144"	4.500"	.250"
662069	662068	144"	5.000"	.250"
662071	662070	144"	6.000"	.250"
662073	662072	144"	6.000"	.375"
662173	---	4M	80mm	19mm

ALUMINUM TUBE



MILL FINISH	ANODIZED	STOCK LENGTH	A	B
659007	659006	144"	1.000"	.125"
659009	659008	144"	1.500"	.125"
659011	659010	144"	2.000"	.125"

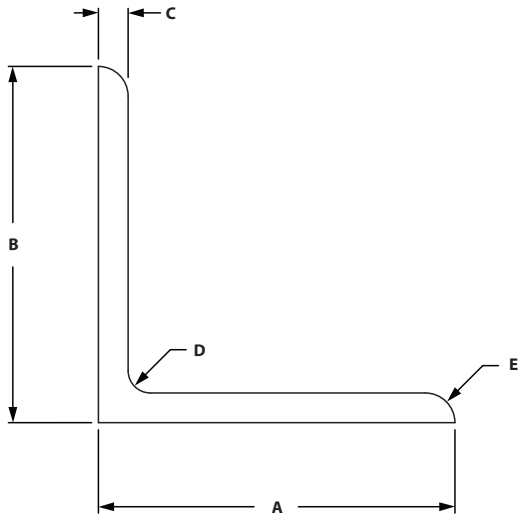
SQUARE TUBE



MILL FINISH	ANODIZED	STOCK LENGTH	A	B	C	D
---	662130	144"	2.000"	2.000"	.225"	.375"

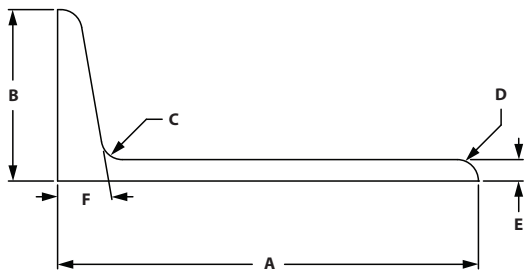
Extrusion Profiles

ANGLES



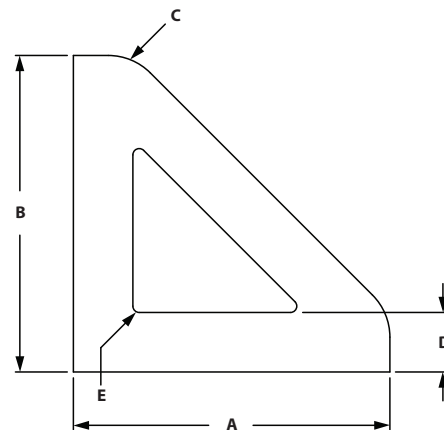
MILL FINISH	ANODIZED	STOCK LENGTH	A	B	C	D	E
662009	662008	150"	1.000"	1.000"	.125"	.125"	.094"
662015	662014	150"	1.000"	1.000"	.188"	.125"	.125"
662011	662010	145"	1.000"	2.000"	.188"	.125"	.188"
662013	662012	150"	1.500"	1.500"	.188"	.188"	.125"
662017	662016	150"	1.500"	1.500"	.250"	.188"	.125"
662023	662022	120"	1.500"	3.000"	.250"	.250"	.250"
662019	662018	150"	2.000"	2.000"	.188"	.250"	.125"
662021	662020	150"	2.500"	2.500"	.188"	.250"	.125"
662025	662024	150"	3.000"	3.000"	.188"	.312"	.250"
662027	662026	150"	3.000"	3.000"	.250"	.312"	.250"
662029	662028	145"	4.500"	4.500"	.250"	.312"	.250"

FLOOR MOUNT ANGLES



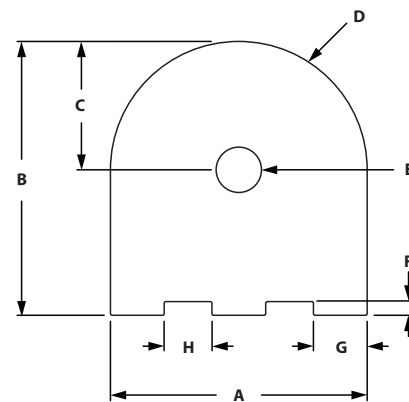
MILL FINISH	ANODIZED	STOCK LENGTH	A	B	C	D	E	F
662079	662078	146"	5.000"	2.000"	.250"	.250"	.250"	10°
662148	---	150"	3.000"	2.000"	.312"	.188"	.250"	10°

45° GUSSET PROFILE



MILL FINISH	ANODIZED	STOCK LENGTH	SERIES	A	B	C	D	E
662135	662134	120"	10	1.000"	1.000"	.188"	.188"	.020"
662139	662138	120"	15	1.500"	1.500"	.250"	.250"	.020"
662137	662136	120"	10	2.000"	2.000"	.188"	.188"	.020"
662141	662140	120"	15	3.000"	3.000"	.250"	.250"	.020"

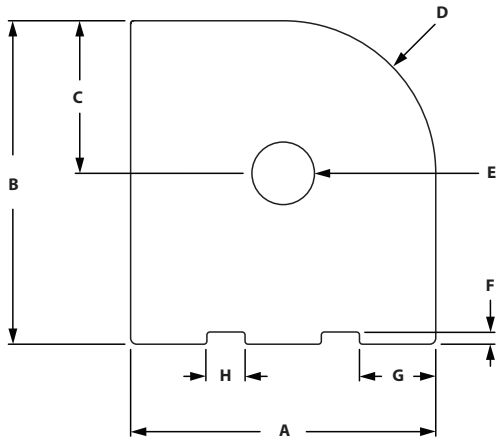
PIVOT NUB PROFILE



MILL FINISH	ANODIZED	STOCK LENGTH	SERIES	A	B	C	D	E	F	G	H
662107	662106	120"	10	1.000"	1.060"	.500"	.500"	.205"	.040"	.250"	.125"
662105	662104	120"	15	1.500"	1.600"	.750"	.750"	.265"	.080"	.314"	.279"

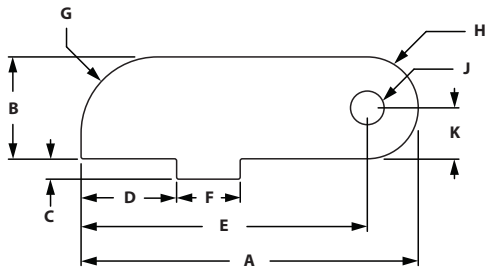
Extrusion Profiles

RIGHT ANGLE NUB PROFILE



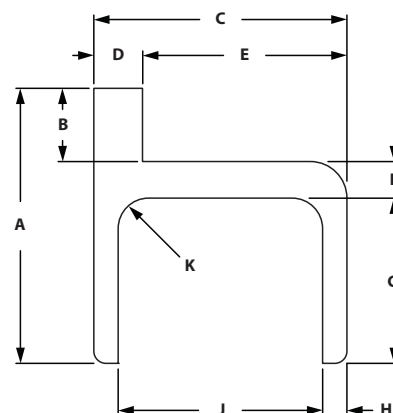
MILL FINISH	ANODIZED	STOCK LENGTH	SERIES	A	B	C	D	E	F	G	H
662081	662080	120"	10	1.000"	1.060"	.500"	.500"	.205"	.040"	.250"	.125"
662083	662082	120"	15	1.500"	1.600"	.750"	.750"	.265"	.080"	.314"	.279"

HINGE PROFILE



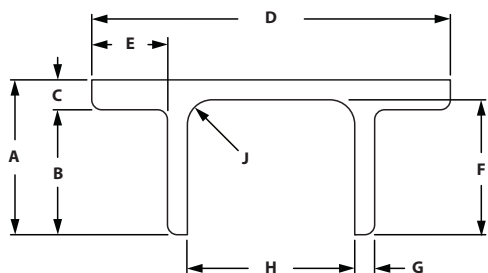
MILL FINISH	ANODIZED	STOCK LENGTH	SERIES	A	B	C	D	E	F	G	H	J	K
662109	662108	120"	10	1.156"	.500"	.060"	.252"	.906"	.249"	.375"	.250"	.180"	.250"
662111	662110	120"	15	1.655"	.500"	.100"	.469"	1.405"	.312"	.375"	.250"	.180"	.250"
662164	---	120"	40	1.695"	.500"	.100"	.469"	1.445"	.312"	.375"	.250"	.165"	.250"

SINGLE FLANGE BEARING PROFILE



MILL FINISH	ANODIZED	STOCK LENGTH	SERIES	A	B	C	D	E	F	G	H	J	K
662093	662092	120"	10	2.160"	.750"	1.701"	.312"	1.389"	.250"	1.160"	.156"	1.389"	.250"
662099	662098	120"	15	2.818"	.750"	2.600"	.500"	2.100"	.375"	1.693"	.250"	2.100"	.312"

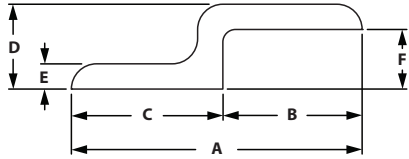
DOUBLE FLANGE BEARING PROFILE



MILL FINISH	ANODIZED	STOCK LENGTH	SERIES	A	B	C	D	E	F	G	H	J
662095	662094	120"	10	1.316"	1.004"	.312"	3.260"	.780"	1.160"	.156"	1.389"	.125"
662097	662096	120"	10	1.316"	1.004"	.312"	4.250"	.772"	1.160"	.156"	2.395"	.125"
662101	662100	120"	15	1.943"	1.568"	.375"	4.500"	.950"	1.693"	.250"	2.100"	.312"
662103	662102	120"	15	1.943"	1.568"	.375"	6.000"	.950"	1.693"	.250"	3.600"	.312"

Extrusion Profiles

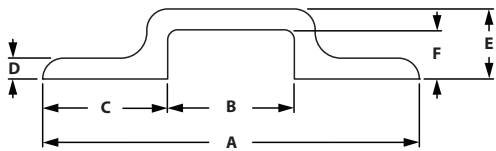
RETAINER ANGLES



S4

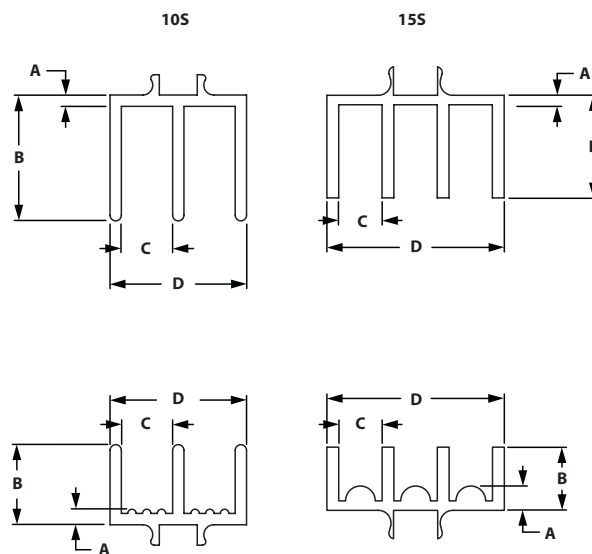
MILL FINISH	ANODIZED	STOCK LENGTH	SERIES	A	B	C	D	E	F
662091	662090	120"	10	1.938"	.938"	1.000"	.563"	.188"	.375"
662087	662086	120"	15	2.879"	1.379"	1.500"	.840"	.250"	.590"
662126	--	4M	40	76.98mm	37.00mm	40.00mm	21.95mm	6.00mm	15.95mm

DOUBLE RETAINER ANGLES



MILL FINISH	ANODIZED	STOCK LENGTH	SERIES	A	B	C	D	E	F
662133	662132	120"	10	3.021"	1.021"	1.000"	.188"	.563"	.375"
662089	662088	120"	15	4.520"	1.523"	1.500"	.250"	.840"	.590"

DOOR SLIDE TRACKS



ANODIZED	SERIES	TRACK	A	B	C	D
655189	10	Upper	.620"	.688"	.281"	.750"
655188	15	Upper	.060"	.650"	.275"	1.125"
655191	10	Lower	.085"	.438"	.281"	.750"
655190	15	Lower	.154"	.400"	.275"	1.125"

CONTENT

11 Machining Services

Slot Locations	480
Ordering Notes	481
Order Example	482
Cut To Length	483
Tap	484-485
Access Hole	486-487
Counterbore Anchor / Butt Fastening Assembly	488
Counterbore with Through Hole	489
Door Handle Milling	490-491
Bolt Connectors	492
Central Connectors	493
Panels And Wire Mesh Cut	494
Miter Saw Cuts & Counterbore	495
Notch Services	496-497

12 MACHINING SERVICES

Machining Services

MACHINING SERVICE

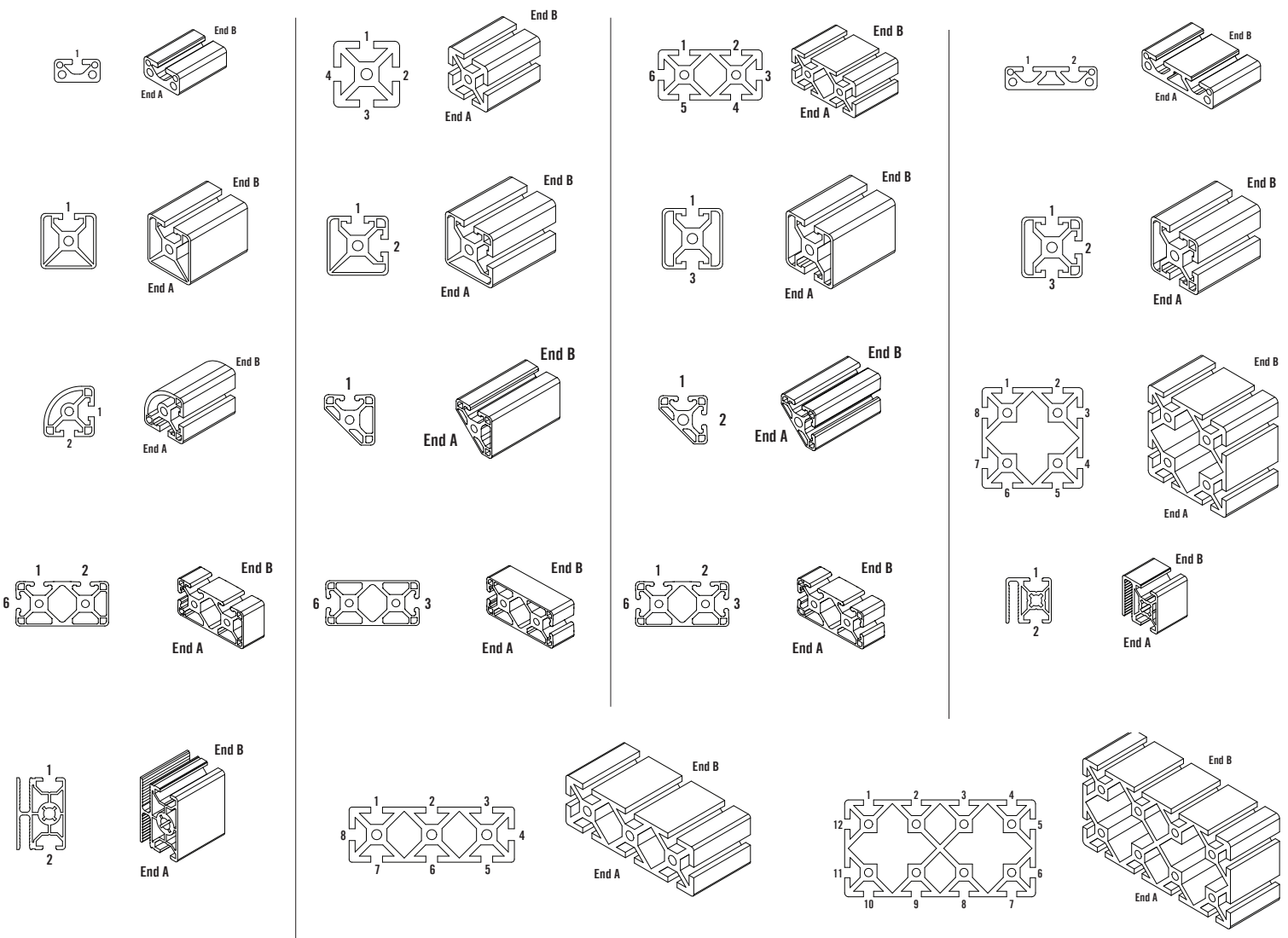
To make machining TSLOTS a simple process, it is necessary to identify the machinable location of the extrusion. For standard services, refer to the drawings on this page for basic identification of each profile.

Some things to keep in mind when ordering machining services:

Where possible, include a drawing with the required machining services.

Remember, if you have us machine your kit for you, it will arrive at your door ready to assemble. Or, if you prefer, we will ship your kit to you pre-assembled, ready to use.

For non-standard machining services, custom prints are required or engineering help is available.



ORDERING NOTES FOR STANDRAD MACHINING SERVICES

CUT TO LENGTH

Specify –

1. The extrusion item number or description
2. The quantity of extrusions
3. The length of the extrusion
4. The machining service number

DRILL ACCESS HOLES

Specify –

1. The extrusion item number or description
2. The number of pieces to be drilled
3. The length of the extrusion
4. The machining service number
5. The slot location at which the feature is required and the distance from end "A"

MITER CUT AND COUNTERBORE

Specify –

1. The extrusion item number or description
2. The number of pieces to be miter cut
3. The length of the extrusion from longest corner to longest corner
4. The machining service number
5. The end(s) at which the machining is required and the face from which a bolt would be installed
6. The degree in which in need it cut to

FURNITURE SYTLE DOOR MILLING

Specify –

1. The extrusion item number or description
2. The number of pieces to be drilled
3. The length of the extrusion
4. The machining service number
5. The slot location at which the feature is required and the distance from end A"

CENTRAL/BOLT CONNECTORS

Specify –

1. The extrusion item number or description
2. The number of pieces to be drilled
3. The length of the extrusion
4. The machining service number
5. The slot location at which the feature is required and the distance from end A"

All other machining services have ordering notes and ordering examples on the page where the machining service is located.

TAPPING

Specify –

1. The extrusion item number or description
2. The number of pieces to be tapped
3. The length of the extrusion
4. The machining service number
5. The end(s) at which the tapped hole is required

COUNTERBORE FOR ANCHOR/BUTT FASTENER ASSEMBLY

Specify –

1. The extrusion item number or description
2. The number of pieces to be counterbored
3. The length of the extrusion
4. The machining service number
5. The end(s) to be machined and the slot location at which the counterbore is required

COUNTERBORE WITH THROUGH HOLE

Specify –

1. The extrusion item number or description
2. The number of pieces to be drilled
3. The length of the extrusion
4. The machining service number
5. The slot location at which the feature is required and the distance from end A"

DELUXE DOOR HANDLE MILLING

Specify –

1. The extrusion item number or description
2. The number of pieces to be drilled
3. The length of the extrusion
4. The machining service number
5. The slot location at which the feature is required and the distance from end A"

BOLT AND CENTRAL CONNECTORS

Specify –

1. The extrusion item number or description
2. The number of pieces to be drilled
3. The length of the extrusion
4. The machining service number
5. The slot location at which the feature is required and the distance from end A"

Machining Services

ORDER EXAMPLE

Your project calls for 15 pieces of 1.5" x 1.5" extrusion and 5 pieces of 1.5" x 3". All 15 pieces of the 1.5" x 1.5" are cut to length and will be machined – 10 pieces @ 55" and 5 pieces @ 24.25" and all 5 pieces of the 1.5" x 3" are miter cut and counterbored – 5 pieces @ 16.35".

In this example there are (3) separate orders that will take place:

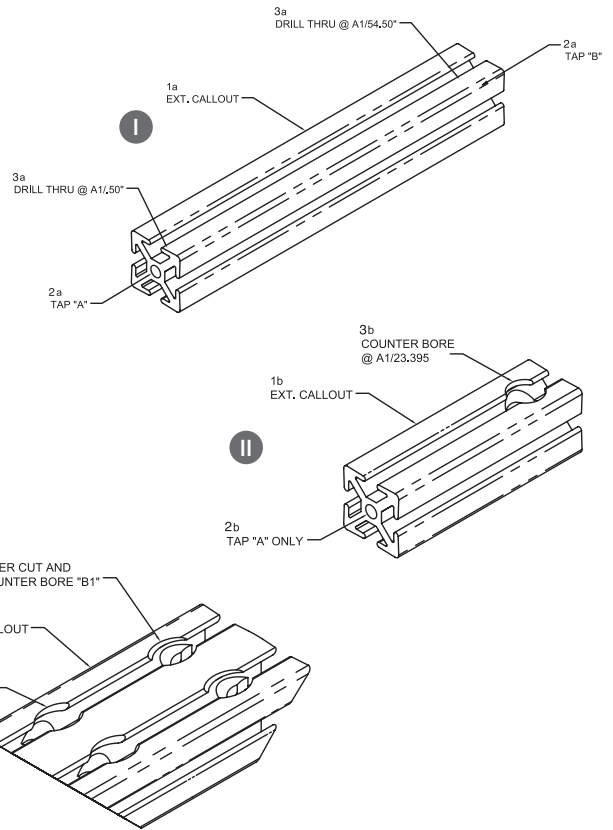
- I. 10 pieces of 1.5" x 1.5" @ 55"
- II. 5 pieces of 1.5" x 1.5" @ 24.25" and
- III. 5 pieces of 1.5" x 3" @ 16.35".

**At the end of your machining order, total each machining service on separate lines.

Ex. In Scenario I and II there are 15 Cut To Length charges – 660003 – 15.

The information needed to complete the above order scenario is as follows:

- I. The 10 pieces of 1.5" x 1.5" @ 55":
 - 1a. Extrusion item number or, Description pieces, length
 - 2a. Tapped
 - 3a. Drilled for access holes
- II. The 5 pieces off 1.5" x 1.5" @ 24.25":
 - 1b. Extrusion item number or Description, pieces, length
 - 2b. Tapped
 - 3b. Counterbored
- III. The 5 pieces of 1.5" x 3" @ 16.35":
 - 1c. Extrusion item number or Description, pieces, length
 - 2c. Miter cut and counterbored



Your order would look as follows:

ITEM #	QTY	MACHINING SERVICE NUMBER	LENGTH
I. (1a) 650005 (TS1515)	10	(2a) 660034 A-B (3a) 660028 A1/.75"-A1/54.25"	55"
II. (1b) 650005 (TS1515)	5	(2b) 660034 A (3b) 660057 A1/23.395"	24.25"
III. (1c) 650008 (TS1530)	5	(2c) 660056 A1-A2--B1-B2	16.35"
Machining Services Details	15	660003	
	25	660034	
	20	660028	
	5	660057	
	10	660056	

CUT TO LENGTH

FRACTIONAL

ITEM #	PROFILE	EXTRUSION TYPE
660002	1010	1010, 1010-GR, 1010-QR, 1010-MONO, 1010-BIAD, 1010-BIOPP, 1010-TRI
660000	1020	1020, 1020GR
660004	2020	2020, 2020GR
660001	1030	1030
660005	2040	2040
660003	1515	1575, 1515, 1515-G, 1515-L, 1515-LGR, 1515-VL, 1515-VLGR, 1515-MONO, 1515-BIAD, 1515-BIOPP, 1515-TRI, 1515-QR
660006	1530	3075, 1530, 1530-GR, 1530-L, 1530-LGR, 1530-VL
660007	1545	1545
660013	3030	3030, 3030-L, 3030-GR, 3030-LGR
660008	3060	3060



B-SERIES

ITEM #	PROFILE	EXTRUSION TYPE
670500	2020	2020
670501	2040	2040
670502	3030	3030, 3030-BIAD, 3030-BIOPP, 22.5X45, 3030-FG30, 3030-FG40, 3045-FG30, 3045-FG40, 3045-C Channel
670503	3060	3060, 3060-R
660003	4040	4040
660006	4080	4080
670504	4545	4545, 4545-H, 4545-MONO, 4545-BIAD, 4545-BIOPP, 4545-TRI, 4545-R, 4545-HR
670505	4590	4590, 4590-H, 4560-H
670506	6060	6060, 6060-H, 6060-8SLOT
670507	6090	6090
670508	9090	9090

METRIC

ITEM #	PROFILE	EXTRUSION TYPE
660002	2020	2020, 2020-BIAD, 2020-BIOPP
660000	2040	2040
660003	4040	4040, 4040-L, 4040-VL, 4040-BIAD, 4040-BIOPP, 4040-TRI, 4040-MONO, 4045-MONO, 4045-BISLOT
660006	4080	4080, 4080-L, 4080-VL, 4080-L BIAD, 4080-L BIOP, 4080-L 4 SLOT
660013	8080	8080
660008	80160	80160

MISC. CUT CHARGE

ITEM #	PROFILE	EXTRUSION TYPE
660129	All	For all extrusion profiles

ORDERING NOTES

Cut to length requirements should be described by specifying:

1. The extrusion item number or description
2. The quantity of extrusions
3. The length of the extrusion
4. The machining service number

◦ Tolerance on cuts is +/- .015"

◦ Squareness of cut is .003" per inch max.

EXAMPLE

A project required 8 pieces of 1.5"x1.5", cut to a length of 60" each. These profiles would be ordered as follows:

ITEM #	QTY	MACHINING SERVICE NUMBER	LENGTH
650005	8		60"
	8	660003	

Machining Services

TAP PROFILE END

FRACTIONAL

ITEM #	PROFILE	TAP SIZE	# OF TAPS	DEPTH	EXTRUSION TYPE
660190	1050 & 2050	10-32	2	.750"	1050, 2050
660189		M5	2	.750"	
660035	1010	1/4-20	1	.750"	1010, 1010-GR, 1010-QR, 1010-MONO, 1010-BIAD, 1010-BIOPP, 1010-TRI
660036		M6 x 1.00	1	.875"	
660025	1020	1/4-20	2	.750"	1020, 1020GR
660026		M6 x 1.00	2	.875"	
660037	2020	1/4-20	4	.750"	2020, 2020GR
660040		M6 x 1.00	4	.875"	
660016	1030	1/4-20	3	.750"	1030
660017		M6 x 1.00	3	.875"	
660018	2040	1/4-20	8	.750"	2040
660019		M6 x 1.00	8	.875"	
660034	1515	5/16-18	1	1.000"	1575, 1515, 1515-G, 1515-L, 1515-LGR, 1515-VL, 1515-VLGR, 1515-MONO, 1515-BIAD, 1515-BIOPP, 1515-TRI, 1515-QR
660009		3/8-16	1	1.250"	
660030		7/16-14	1	1.000"	
660033		M8 x 1.25	1	1.125"	
660121		M10 x 1.50	1	1.250"	
660024	1530	5/16-18	2	1.000"	3075, 1530, 1530-GR, 1530-L, 1530-LGR
660182		3/8-16	2	1.250"	
660027		M8 x 1.25	2	1.125"	
660010	1545	5/16-18	3	1.000"	1545
660183		3/8-16	3	1.250"	
660011		M8 x 1.25	3	1.125"	
660031	3030	5/16-18	4	1.000"	3030, 3030-L, 3030-GR, 3030-LGR
660184		3/8-16	4	1.250"	
660032		M8 x 1.25	4	1.125"	
660012	3060	5/16-18	8	1.000"	3060
660014		M8 x 1.25	8	1.125"	



B-SERIES

ITEM #	PROFILE	TAP SIZE	# OF TAPS	DEPTH	EXTRUSION TYPE
670509	2020B	M6 x 1.00	1	22 mm	2020
660035		1/4-20	1	19 mm	
670510	2040B	M6 x 1.00	2	22 mm	2040
660025		1/4-20	2	19 mm	
670511	3030B	M8 x 1.25	1	28.5 mm	3030, 3030-BIAD, 3030-BIOPP, 3030-FG30, 3030-FG40, 3045-FG30, 3045-FG40, 3060-R
660034		5/16-18	1	25.4 mm	
670512	3060B	M8 x 1.25	2	28.5 mm	3060, 3060-R
660024		5/16-18	2	25.4 mm	
660032	6060-8 Slot	M8 x 1.25	4	28.5 mm	8080-8Slot
670513	4040B / 4545B/ 6060B / 4560B	M12 x 1.75	1	31.7 mm	4040, 22.5x45, 4545, 4545-H, 4545-MONO, 4545-BIAD, 4545-BIOPP, 4545-TRI, 4545-R, 6060, 6060-H, 4560-H, 4545-HR
670514	4080B / 4590B	M12 x 1.75	2	31.7 mm	4080, 4590, 4590-H,
670515	9090B	M12 x 1.75	4	31.7 mm	9090
670516	6090B	M16 x 2.00	1	31.7 mm	6090
670528	80160LB	M12 x 1.75	8	31.7 mm	80160

METRIC ITEM #	PROFILE	TAP SIZE	# OF TAPS	DEPTH	EXTRUSION TYPE
660124	2020	M5	1	20 mm	2020, 2020-BIADJ, 2020-BIOPP
660189	2040	M5	2	20 mm	2040
660034	4040 & 4045 MONO	5/16-18	1	25.4 mm	4040, 4040-L, 4040-VL, 4040-BIAD, 4040-BIOPP, 4040-TRI, 4045-MONO
660009		3/8-16	1	31.7 mm	
660030		7/16-14	1	25.4 mm	
660033		M8 x 1.25	1	28.5 mm	
660121		M10 x 1.50	1	31.7 mm	
660009	4045 BI SLOT	3/8-16	1	31.7 mm	4045 BI SLOT
660121		M10 x 1.50	1	31.7mm	
660024	4080	5/16-18	2	25.4 mm	4080, 4080-L, 4080-VL, 4080-L BIAD, 4080-L BIOP, 4080-L, 4 SLOT
660182		3/8-16	2	31.7 mm	
660027		M8 x 1.25	2	28.5 mm	
660183	40120	3/8-16	3	31.7mm	40120
660011		M8 x 1.25	3	28.5mm	
660031	8080	5/16-18	4	25.4 mm	8080
660184		3/8-16	4	31.7 mm	
660032		M8 x 1.25	4	28.5 mm	
660012	80160	5/16-18	8	25.4 mm	80160
660014		M8 x 1.25	8	28.5 mm	

ORDERING NOTES

Profile end tapping requirements should be described by specifying:

1. The extrusion item number or description
2. The number of pieces to be tapped
3. The length of the extrusion
4. The machining service number
5. The end(s) at which the tapped hole is required

See page 474 for the drawings of the extrusion ends

This machining service provides one or more tapped holes to your extrusion ends. End tap holes are required for the following fastening and accessories when using extrusion end.

- End Fastener Assembly
- Leveling Feet
- Base Plates
- Anchor Plates
- Caster Mounting Plates
- Pressure Manifold Plates
- Casters

EXAMPLE

You want 4 pieces of the 1.5" x 1.5" @ 30" tapped at each end for the attachment of the 5/16-18 End Fastener Assembly. This machining service would be ordered as follows:

ITEM #	QTY	MACHINING SERVICE NUMBER	LENGTH
650005	4	660034 A-B	30"
	4	660003	
	8	660004	

» *Non-standard machining services are quoted by TSLOTS*

◦ *Machining tolerance is +/- .030"*

Machining Services

DRILL ACCESS HOLE

FRACTIONAL - SINGLE ACCESS HOLE

ITEM #	SERIES	TYPE	HOLE DIAMETER
660029	10	Single	.218"
660028	15	Single	.295"



B-SERIES - SINGLE ACCESS HOLE


ITEM #	SERIES	TYPE	HOLE DIAMETER
670517	20	Single	5.80mm
670518	30	Single	7.90mm
670519	30	Single	11.00mm
670520	40/45	Single	9.80mm
670521	40/45	Single	17.00mm

METRIC - SINGLE ACCESS HOLE

ITEM #	SERIES	TYPE	HOLE DIAMETER
660123	20	Single	4.50mm
660028	40	Single	7.50mm

PATTERNED ACCESS HOLE FOR FRACTIONAL AND METRIC

ITEM #	SERIES	PATTERN	TYPE	HOLE DIAMETER	A
660105	10	2 Hole	In-Line	.218"	1.000"
660106	15	2 Hole	In-Line	.295"	1.500"
660185	40	2 Hole	In-Line	7.50mm	40.00 mm
660107	10	2 Hole	Side by Side	.218"	N/A
660108	15	2 Hole	Side by Side	.295"	N/A
660186	40	2 Hole	Side by Side	7.50mm	N/A
660159	10	3 Hole	Side by Side	.218"	N/A
660109	15	3 Hole	Side by Side	.295"	N/A
660110	10	4 Hole	Side by Side	.218"	1.000"
660111	15	4 Hole	Side by Side	.295"	1.500"
660187	40	4 Hole	Side by Side	7.50mm	40.00 mm



DRILL ACCESS HOLE (CONTINUED)

ORDERING NOTES

Access hole requirements should be described by specifying:

1. The extrusion item number or description
2. The number of pieces to be drilled
3. The length of the extrusion
4. The machining service number
5. The slot location at which the feature is required and the distance from end "A"

See page 474 for the correct end and T-Slot location call-outs.

If multiple single hole drillings are required on one profile, they should be called out together with a hyphen (-) separating each drilling location callout. If different access hole drilling services are required on one profile (i.e. 1 x single hole, 1 x 4-hole pattern), they should be called out as separate line items.

EXAMPLE

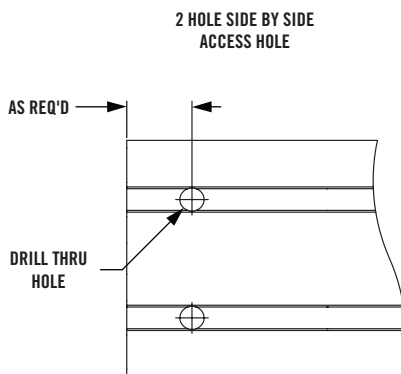
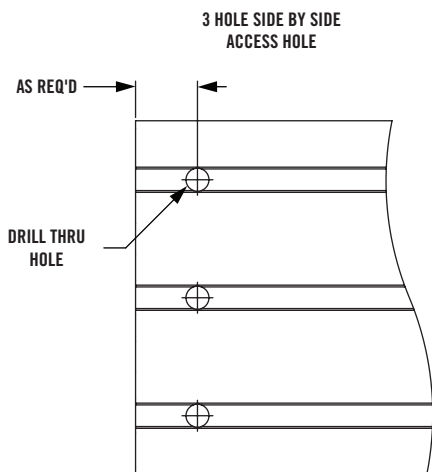
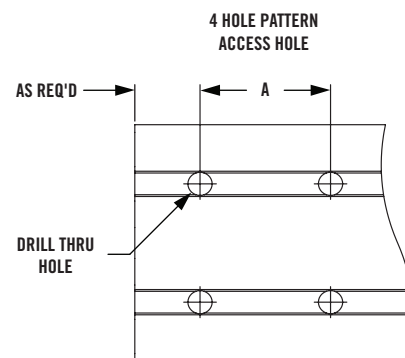
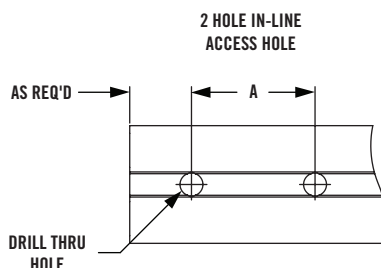
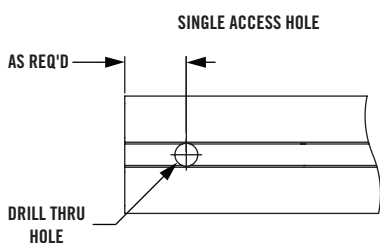
You want 2 pieces of 1.5 x 1.5" @ 45" to receive a two-hole in-line access hole pattern at both ends, for attachment of a length of 15 x 30. The order would look as follows:

ITEM #	QTY	MACHINING SERVICE NUMBER	LENGTH
650005	2	660106 A1/.75"-A1/44.25"	45"
	2	660003	
	4	660106	

Note that the distance specified in both cases (from the reference end of the profile) will provide a flush connection with the mating extrusion.

◦ *Machining tolerance is +/- .030"*


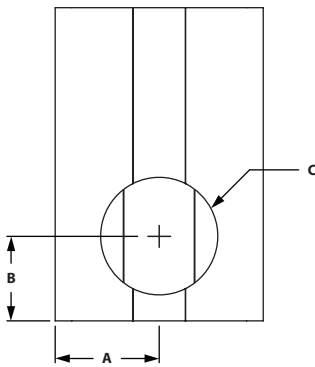
PATTERNED ACCESS HOLE DRAWINGS



Machining Services

ANCHOR FASTENER COUNTERBORE/BUTT FASTENER COUNTERBORE

ITEM #	SERIES	COUNTERBORE	COUNTERBORE SIZE	A	B	C
660022	10	Anchor Fastener	.563" Dia. x .420" Deep	.500"	.436"	.563" x .420"
660020	15/40	Anchor Fastener	.812" Dia x .650" Deep	.750"	.855"	.812" x .650"
660023	10	Butt Fastener	.563" Dia. x .420" Deep	.500"	.436"	.563" x .420"
660021	15/40	Butt Fastener	.812" Dia x .650" Deep	.750"	.721"	.812" x .650"



ORDERING NOTE

Counterboring requirements should be described by specifying:

1. The extrusion item number or description
2. The number of pieces to be counterbored
3. The length of the extrusion
4. The machining service number
5. The end(s) to be machined and the slot location at which the counterbore is required

See page 474 for information regarding T-Slot location callouts.

When multiple counterbores are needed on one profile, they should all be called out together, with a hyphen (-) separating each end / T-Slot location callout (see example).

- Counterbore is needed to insert the anchor fastener assembly or butt fastener assembly
- Counterbore locations for each extrusion must be specified as shown below.
- Anchor fasteners & butt fasteners are on pages 104 & 382.

EXAMPLE

A project requires that two lengths of profile be machined for an anchor fastener assembly. One of the lengths is the 1.5" x 1.5" @ 41" extrusion profile and requires the counterboring at one end only, in slot A1 and A3 of the profile. The other length is the 1.5" x 3" extrusion profile @ 45" that requires machining for two anchor fasteners at each end, in slot A3-A6 and B3-B6 of the profile only. The counterbore service would be ordered as follows:


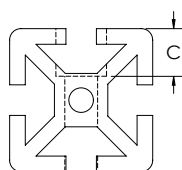
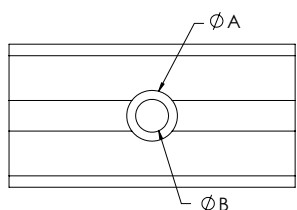
ITEM #	QTY	MACHINING SERVICE NUMBER	LENGTH
650005	1	660106 A1/.75"-A1/44.25"	41"
650008	1	660020-A3-A6-B3-B6	45"
	1	660103	
	1	660106	
	6	660020	

◦ Machining tolerance is +/- .030"

(Counterbore machining services are priced per counterbore required.)

COUNTER BORE WITH THROUGH HOLE

ITEM #	SERIES	A	B	C
660168	10	.438"	.266"	.328"
660139	15/40	.531"	.344"	.495"



ORDERING NOTE

1. The extrusion item number or description
2. The number of pieces to be drilled
3. The length of the extrusion
4. The machining service number
5. The slot location at which the feature is required and the distance from end A"

EXAMPLE

A project requires that a counter bore with through hole be used on a 15 x 15 extrusion. The hole will be .75" from side "A" in slot 1. The machining service would look as follows:

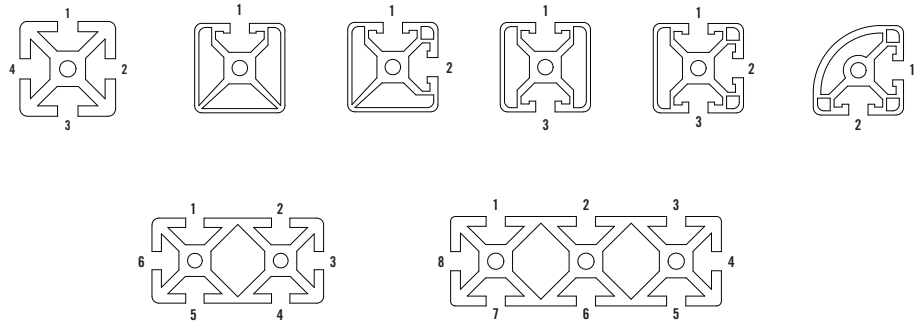
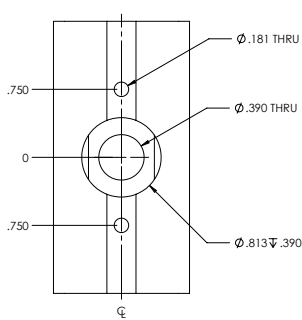
ITEM #	QTY	MACHINING SERVICE NUMBER	LENGTH
650005	1	660139 A1/.75"	24"

◦ Machining tolerance is +/- .030"

Machining Services

FURNITURE STYLE DOOR HANDLE MILLING SERVICE

ITEM #	SERIES	BORE SIZE
660091	15/40	.813" Dia x .390" Deep



ORDERING NOTE

Specify –

1. The extrusion item number or description
2. The number of pieces to be drilled
3. The length of the extrusion
4. The machining service number
5. The slot location at which the feature is required and the distance from end A"

EXAMPLE

A project requires that a furniture style door handle be used on a 15 x 15 extrusion. The door handle will be 5" from side "A" in slot 1. The machining service would look as follows:

◦ Milling the extrusion allows the furniture style door handle to be mounted to the TSLOTS extrusion.

◦ Please specify distance from end to handle center.

◦ Deluxe door handle is on pages 129 & 399.

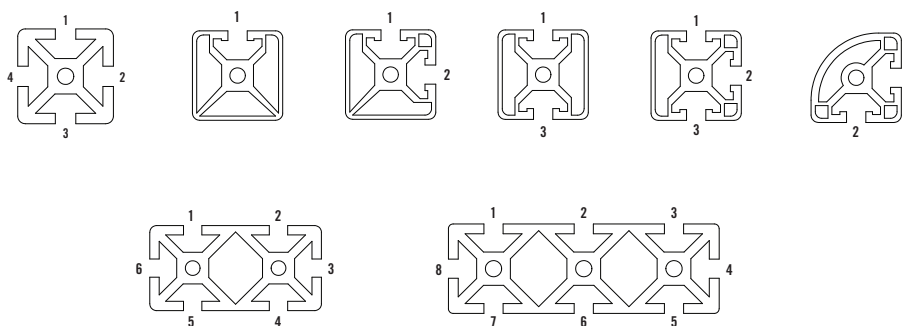
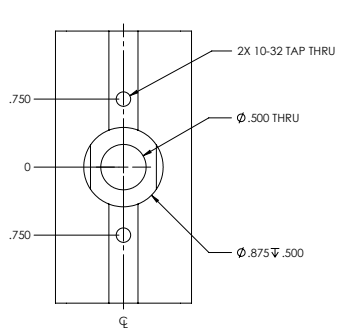
» For 15 & 40 Series only.

◦ Machining tolerance is +/- .030"

ITEM #	QTY	MACHINING SERVICE NUMBER	LENGTH
650005	1	660091 A1/5"	30"

DELUXE DOOR HANDLE MILLING SERVICE

ITEM #	SERIES	BORE SIZE
660086	15/40	.875" Dia x .500" Deep



ORDERING NOTE

1. The extrusion item number or description
2. The number of pieces to be drilled
3. The length of the extrusion
4. The machining service number
5. The slot location at which the feature is required and the distance from end "A"

EXAMPLE

A project requires that a deluxe door handle be used on a 15 x 15 extrusion. The door handle will be 8" from side "A" in slot 4. The machining service would look as follows:

ITEM #	QTY	MACHINING SERVICE NUMBER	LENGTH
650005	1	660086 A4/8"	24"

◦ Milling the extrusion allows the deluxe door handle to be mounted to the TSLOTS extrusion.

◦ Please specify distance from end to handle center.

◦ Deluxe door handle is on page 129 & 399.

» For 15 & 40 Series only.

◦ Machining tolerance is +/- .030"

Machining Services

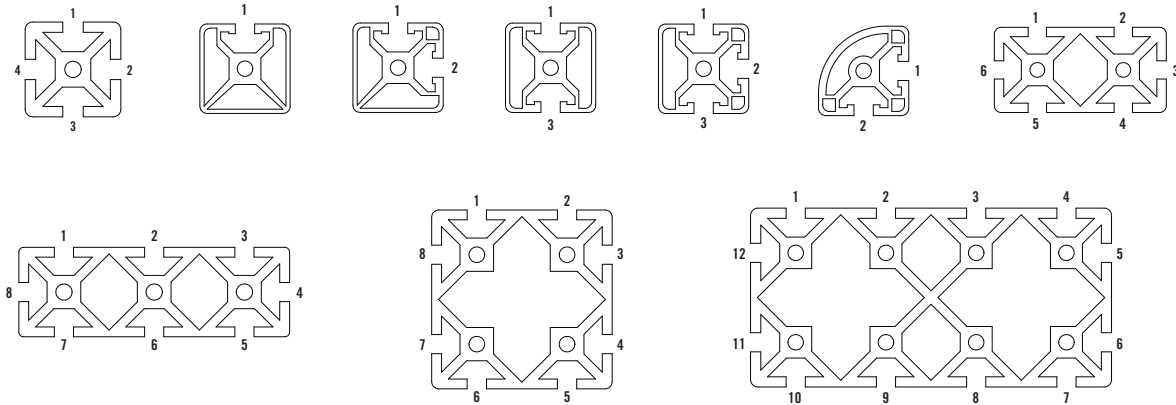
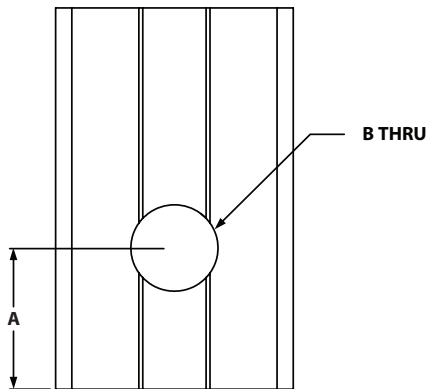
BOLT CONNECTOR MACHINING

BOLT CONNECTOR

ITEM #	SERIES	CONNECTOR ITEM #	A	B
670523	30	671600	18.00 mm	9.80 mm
670524	45	671602, 671605	22.50 mm	17.00 mm



Bolt Connector



ORDERING NOTE

Specify –

1. The extrusion item number or description
2. The number of pieces to be drilled
3. The length of the extrusion
4. The machining service number
5. The slot location at which the feature is required and the distance from end "A"

EXAMPLE

A project requires that a bolt connector with through hole be used on a 30mm x 30mm extrusion. The hole will be 18mm from side "A" in slot 1. The machining service would look as follows:

ITEM #	QTY	MACHINING SERVICE NUMBER	LENGTH
670007	1	670523 A1/18mm	24"

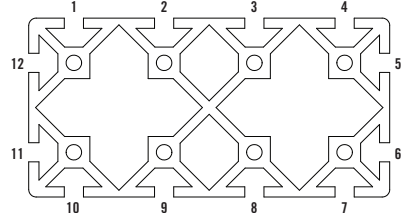
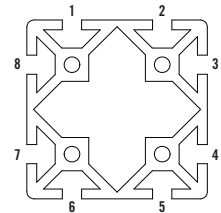
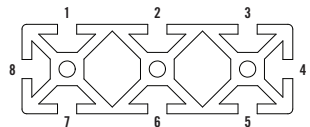
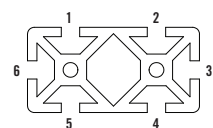
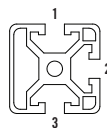
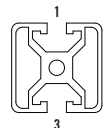
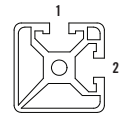
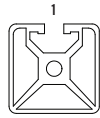
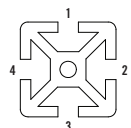
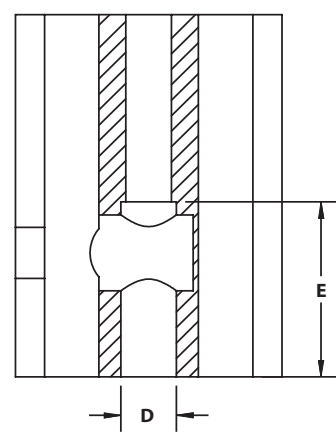
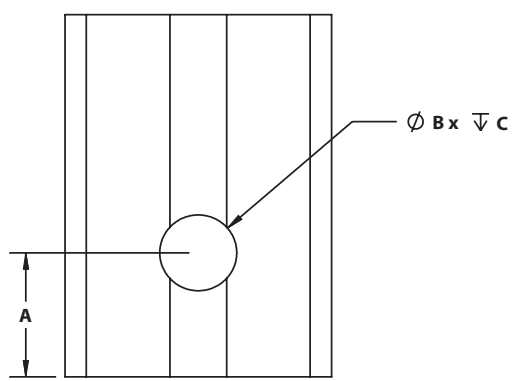
◦ Machining tolerance is +/- .030"

CENTRAL CONNECTOR MACHINING

CENTRAL CONNECTOR

ITEM #	SERIES	CONNECTOR ITEM #	A	B	C	D	E
670525	30	659893 & 682994	18.00 mm	11.00 mm	21.00 mm	7.90mm	30.00mm
670526	15/40	659893 & 682994	.593"	.433"	1.000"	.312"	1.181"
670527	45	659730, 659669	22.50 mm	17.00 mm	34.00mm	N/A	N/A

Central Connector



ORDERING NOTE

Specify –

1. The extrusion item number or description
2. The number of pieces to be drilled
3. The length of the extrusion
4. The machining service number
5. The slot location at which the feature is required and the distance from end A"

EXAMPLE

A project requires that a central connector with through hole be used on a 30mm x 30mm extrusion. The hole will be 18mm from side "A" in slot 1. The machining service would look as follows:

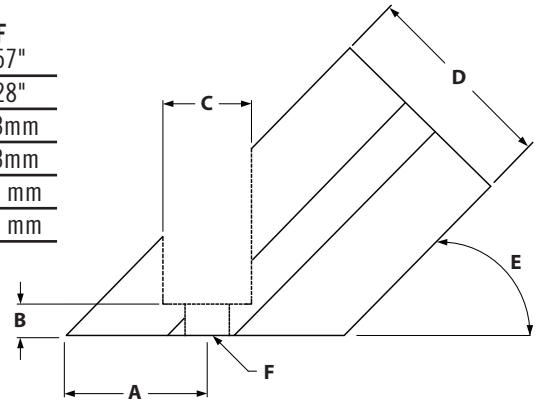
ITEM #	QTY	MACHINING SERVICE NUMBER	LENGTH
670007	1	670525 A1/18mm	24"

◦ Machining tolerance is +/- .030"

Machining Services

MITER SAW CUTS AND COUNTERBORE

SERIES	A	B	C	D	E	F
10	.707"	.250"	.625"	1.000"	45°	.257"
15/40	1.125"	.250"	.750"	1.500"	45°	.328"
20 M	14.61mm	6.35mm	12.70mm	20mm	45°	6.53mm
20 B	14.61mm	6.35mm	12.70mm	20mm	45°	6.53mm
30	25.40 mm	6.40 mm	19.10 mm	30.00 mm	45°	8.30 mm
45	36.50 mm	9.50 mm	22.20 mm	45.00 mm	45°	8.30 mm



RECOMMENDED FASTENERS

ITEM #	SERIES	QTY	BOLT	T-NUT	WASHER
651240	10	1 to 6	1/4-20 x 5/8" SHCS	Economy	Yes
651213	15	1 to 6	5/16-18 x 3/4" SHCS	Economy	Yes
651348	40	1 to 6	M8 x 20mm SHCS	Economy	Yes
651696	30	1 to 4	M8 x 16mm SHCS	Economy	Yes
	20M		M5 x 12 SHCS		
	20B		M6 x 12 SHCS		
651697	45	1 to 4	M8 x 25mm SHCS	Economy	Yes

MITER CUTS (ITEM FOR ONE END ONLY)

ITEM #	PROFILE	EXTRUSION TYPE
660039	1010	1010, 1010-GR, 1010-QR, 1010-MONO, 1010-BIAD, 1010-BIOPP, 1010-TRI
660041	1020	1020, 1020GR
660042	2020	2020, 2020GR
660043	1030	1030
660044	2040	2040
660038	1515/4040	1575, 1515, 1515-G, 1515-L, 1515-LGR, 1515-VL, 1515-VLGR, 1515-MONO, 1515-BIAD, 1515-BIOPP, 1515-TRI, 1515-QR, 4040, 4040-L, 4040-VL, 4040-BIAD, 4040-BIOPP, 4040-TRI, 4040-LB
660046	1530/4080	3075, 1530, 1530-GR, 1530-L, 1530-LGR, 4080, 4080-L, 4080-VL, 4080-LB
660047	1545	1545
660054	3030/8080	3030, 3030-L, 3030-GR, 3030-LGR, 8080, 8080-LB
660208	3060/80160B	3060, 80160-LB
660209	2020M/2020B	2020M, 2020B
660214	2040M/2040B	2040M, 2040B
660215	3030B	3030B, 3030B-MONO, 3030B-BIAD, 3030B-BIOPP, 3030B-TRI
660216	3060B	3060B, 3060B-TRI
660217	6060B	6060LB-4SLOT, 6060HB-4SLOT, 6060B-8SLOT
660218	4545B	4545LB, 4545HB, 4545LB-MONO, 4545LB-BIAD, 4545LB-BIOPP, 4545LB-TRI
660219	4590B	4590LB, 4590HB
660220	9090B	9090LB



MITER SAW CUTS AND COUNTERBORE (CONTINUED)

MITER AND COUNTERBORE (ITEM FOR ONE END ONLY)

ITEM #	PROFILE	EXTRUSION TYPE
660050	1010	1010, 1010-GR, 1010-QR, 1010-MONO, 1010-BIAD, 1010-BIOPP, 1010-TRI
660053	1020	1020, 1020GR
660055	1030	1030
660049	1515/4040	1575, 1515, 1515-G, 1515-L, 1515-LGR, 1515-VL, 1515-VLGR, 1515-MONO, 1515-BIAD, 1515-BIOPP, 1515-TRI, 1515-QR, 4040, 4040-L, 4040-VL, 4040-BIAD, 4040-BIOPP, 4040-TRI
660056	1530/4080	3075, 1530, 1530-GR, 1530-L, 1530-LGR
660058	1545	1545
660221	2020M/2020B	2020M, 2020B
660222	2040M/2040B	2040M, 2040B
660223	3030B	3030B, 3030B-MONO, 3030B-BIAD, 3030B-BIOPP, 3030B-TRI
660224	3060B	3060B, 3060B-TRI
660225	4545B	4545LB, 4545HB, 4545LB-MONO, 4545LB-BIAD, 4545LB-BIOPP, 4545LB-TRI
660226	4590B	4590LB, 4590HB

ORDERING NOTE

Miter cut and counterbore requirements should be described by specifying:

1. The extrusion item number or description
2. The number of pieces to be miter cut
3. The length of the extrusion from longest corner to longest corner
4. The machining service number
5. The end(s) at which the machining is required and the face from which a bolt would be installed
6. The degree in which in need it cut to

Also, indicate the length of the finished profile from longest corner to longest corner. To specify the correct face on a 15 x 30 extrusion profile (where there are multiple T-Slots), specify only one of the T-Slot locations on that face. See page 474 for information on the correct end and T-Slot callouts.

EXAMPLE - Miter Cut:

Two custom support brackets are required for your project, but you plan on counterboring the part yourself. You will use 15 x 30 extrusions that are 15" long from corner to corner. The machining service would look as follows:

ITEM #	QTY	MACHINING SERVICE NUMBER	LENGTH
650008	2	660046 A1-B1	15"

For preassembled 45° supports in 6", 12" and 24" lengths see page 159.

For custom 45° support brackets and other types of brackets, a miter saw cut and counterbore machining service is required.

Machining Services

PANELS AND WIRE MESH - CUT TO SIZE

ITEM #	MATERIAL	SERVICE TYPE
660062	Plastic Panels	Cutting Plastic Panels Any Side \leq 48"
660063	Plastic Panels	Cutting Plastic Panels Any Side $>$ 48"
660060	Shear Wire Mesh	Shearing Expanded Metal or Wire Mesh Any Side \leq 48"
660061	Shear Wire Mesh	Shearing Expanded Metal or Wire Mesh Any Side $>$ 48"

ORDERING NOTE

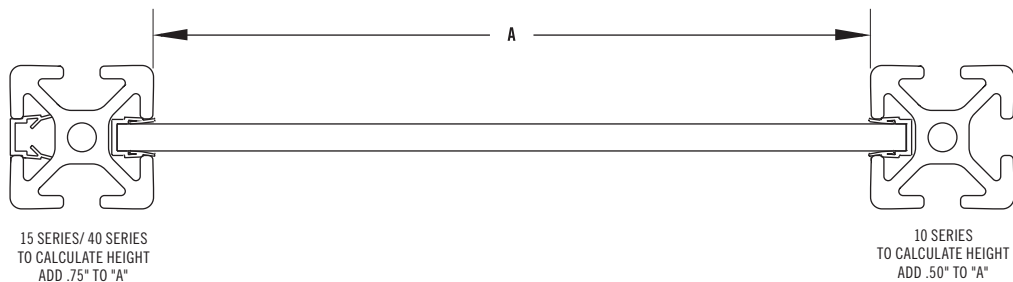
Panel saw cut requirements should be described by specifying the type of panel required and the size required in inches. Pricing is calculated on a square foot basis. The cutting charges will appear as a separate line item.

EXAMPLE

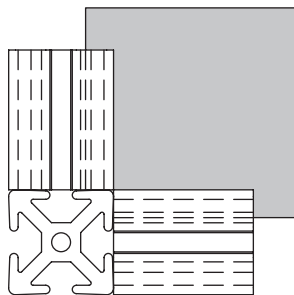
A machine guard project requires 3 clear Lexan® panels, Item number 655433, cut to a size of 4' x 3'. This panel would be ordered as follows:

» *Cut tolerances for panels/wire mesh*
Plastic panels: +/- .125"
Wire Mesh: +.125"/-.250"

ITEM #	QTY	MACHINING SERVICE NUMBER	LENGTH
655433	3	660062 4' x 3'	36 sq. Feet

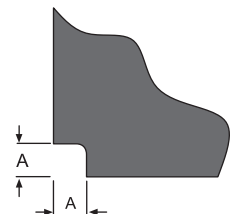


NOTCH PANEL FOR EXTRUSION CLEARANCE



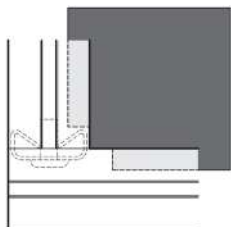
Panel notching gives clearance for perpendicularly mounted extrusions. This machining service is only needed when panels are installed in TSLOTS.

◦ *Machining tolerance is +/- .030"*



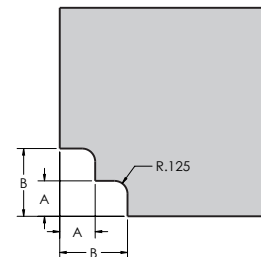
ITEM #	SERIES	TYPE	A
660098	10	Corner Notch	.347"
660099	15/40	Corner Notch	.500"

NOTCH PANEL FOR END FASTENER CLEARANCE




Panel notching gives clearance for end fastener. This machining service is only needed when panels are installed in TSLOTS.

◦ Machining tolerance is +/- .030"



ITEM #	SERIES	TYPE	A	B
660096	10	Corner Notch	.250"	.650"
660097	15/40	Corner Notch	.340"	.650"

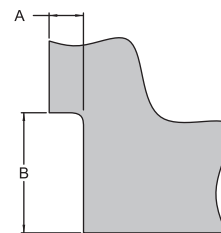
NOTCH PANEL FOR ANCHOR FASTENER CLEARANCE



Panel notching gives clearance for anchor fastener. This machining service is only needed when panels are installed in TSLOTS.

Panel should be installed after the anchor fastener is tightened.

◦ Machining tolerance is +/- .030"



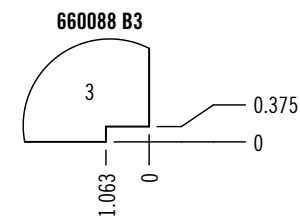
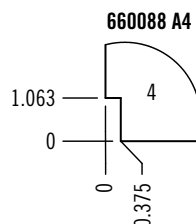
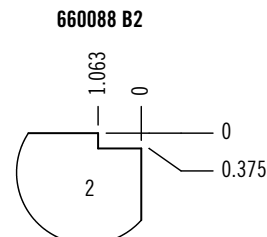
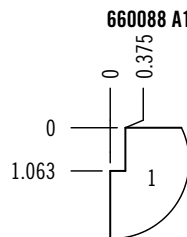

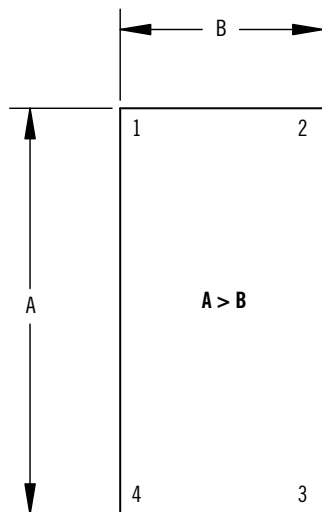
ITEM #	SERIES	TYPE	A	B
660088	10	Corner Notch	.375"	1.063"
660089	15/40	Corner Notch	.500"	1.750"

EXAMPLE:

ITEM# QTY MACHINING SERV
655433 4 660088 A1, 660088 B2, 660088 A4, 660088 B3

NOTE THAT SIDE A IS ALWAYS LONGER THAN SIDE B, AND THE LETTER LISTED IN THE SERVICE INDICATES WHICH DIRECTION THE LONGER NOTCH IS ORIENTED.

CORNER #1 IS ORIENTED BY PLACING THE PANEL AS SHOWN IN THE STD. PANEL EXAMPLE. ALL OTHER CORNERS ARE BASED OFF THIS CORNER BY NUMBERING THE PANEL CLOCKWISE



13 INDEX

Index

ITEM	PAGE		
MODULAR GUARDING		650001	27
		650002	25
114456	457	650003	28
114457	457	650004	30
114458	457	650005	33
114459	458	650006	35
114460	458	650007	31
114461	458	650008	44
114462	457	650009	46
114463	457	650010	49
114464	457	650011	24
114465	458	650012	50
114466	458	650013	52
114467	458	650014	39
114468	457	650015	40
114469	457	650016	41
114470	457	650017	42
114471	458	650018	37
114472	458	650019	32
114473	458	650020	48
114474	459	650021	16
114475	459	650022	363
114476	459	650032	344
114477	457	650033	345
114478	457	650034	346
114479	457	650036	352
114480	458	650037	357
114481	458	650038	362
114482	458	650039	364
114483	459	650040	23
114484	459	650041	43
114485	459	650042	54
114486	457	650045	340
114487	457	650046	343
114488	457	650047	47
114489	458	650048	36
114490	458	650049	341
114491	458	650050	342
114492	457	650051	351
114493	457	650052	350
114494	457	650054	348
114495	458	650055	347
114496	458	650056	352
114497	458	650057	354
		650058	355
		650059	349
Slatwall		650060	19
301901	205,443	650061	20
599900	205,443	650062	21
		650063	22
		650064	365
		650065	360
		650066	359
		650067	361
		650068	359
		650070	18
		650071	26
		650072	29
		650074	353
		650080	34
		650081	38
		650082	45
		650083	51
		650084	53
		650100	17
		650101	27
		650102	25
		650103	28
		650105	33
		650106	35
		650108	44
		650109	46
		650110	49
		650112	50
		650113	52
		650114	39
		650115	40
		650116	41
		650117	42
		650122	363
		650132	344
		650133	345
		650134	342
		650136	352
		650137	357
		650139	364
		650145	340
		650146	343
		650147	47
		650148	36
		650170	18
		650171	26
		650184	53
		650232	344
		650245	340
		650248	36
		651000	113
		651002	113
		651003	114
		651004	114
		651005	112
		651006	108
		651007	108
		651008	108
		651009	110
		651010	110
		651011	108
		651012	108
		651013	110
		651014	115
		651015	108
		651016	114
		651017	110
		651018	110
		651019	108
		651020	108
		651021	108
		651022	110
		651023	108
		651024	110
		651025	108
		651026	113
		651027	110
		651028	110
		651029	110
		651030	110
		651031	110
		651036	105
		651037	105
		651038	105
		651039	105
		651041	105
		651043	105
		651044	105
		651045	105
		651048	108
		651049	110
		651050	110
		651051	108
		651052	110
		651053	108
		651054	103
		651055	108
		651056	108
		651057	110
		651058	103
		651059	110
		651060	111
		651061	111
		651062	111
		651063	103
		651064	111
		651066	103

ITEM	PAGE						
651072	100	651143	113	651201	111	651290	106
651073	100	651144	113	651202	111	651291	106
651074	100	651145	104	651205	112	651292	106
651075	100	651146	104	651206	111	651293	110
651076	100	651147	104,388	651207	112	651294	99
651077	115	651148	104	651209	111	651295	110
651078	115	651149	104	651210	113	651296	108
651079	115	651150	109	651213	111	651297	110
651080	114	651151	109	651215	112	651298	108
651081	114	651152	109	651216	109	651299	110
651082	114	651153	103	651217	112	651300	108
651083	114	651154	103,387	651224	113	651301	110
651084	137	651155	109	651228	113	651302	108
651090	137	651156	109	651234	111	651303	110
651095	99	651157	101	651235	111	651304	108
651096	99	651158	101	651236	111	651305	110
651097	99	651159	106	651240	111	651306	108
651098	99	651160	106,388	651241	111	651308	100
651099	99	651161	106	651245	101	651310	115
651100	99	651162	104	651246	101	651316	99
651101	101	651163	99	651247	101	651317	101
651102	101	651164	113	651248	101	651318	101
651103	101	651166	113	651249	108	651321	99
651104	100	651169	113	651250	110	651322	99
651105	99	651170	104	651251	108	651323	101
651106	100	651171	109	651252	110	651324	102
651107	103	651172	109	651253	108	651325	101
651117	111	651173	104	651254	110	651326	101
651118	111	651174	104	651255	103	651327	106
651119	111	651175	111	651256	108	651328	106
651120	111	651176	109	651257	110	651329	106
651121	111	651177	109	651258	109	651330	106
651122	101	651178	112	651259	108	651331	99
651123	101	651179	112	651260	110	651332	291,391
651124	101	651180	112	651261	103	651333	290,390
651125	101	651181	112	651262	110	651334	291,391
651126	101	651182	112	651265	109	651335	290,390
651127	113	651183	112	651266	109	651336	100
651128	113	651184	112	651267	111	651337	291,391
651129	113	651185	112	651268	111	651338	291,391
651130	113	651186	112	651274	109	651340	290,390
651132	113	651187	112	651277	115	651341	290,390
651134	113	651188	112	651278	115	651342	291,391
651135	113	651190	109	651279	114	651343	290,390
651136	113	651192	109	651280	114	651344	291,391
651137	106	651193	109	651281	104	651345	290,390
651138	106	651194	109	651284	108	651346	291,391
651139	106	651195	109	651286	110	651347	290,390
651140	106	651197	109	651287	99	651350	291,391
651141	113	651198	112	651288	99	651351	290,390
651142	113	651199	111	651289	106,388	651352	295,394

Index

ITEM	PAGE						
651353	295,394	651488	111	651573	291,391	651650	111
651354	291,391	651489	110	651574	293,393	651651	111
651366	99,288,385	651490	109	651575	291,391	651652	111
651367	99,288,385	651495	105,389	651576	293,393	651653	111
651371	101,386	651500	104	651577	291,391	651654	111
651372	101,386	651501	105	651578	293,393	651661	290,390
651373	101	651502	389	651579	290,390	651680	293,393
651378	389	651506	391	651580	290,390	651682	99
651379	389	651507	391	651581	290,390	651689	102
651380	389	651508	391	651582	293,393	651701	292
651381	389	651512	392	651593	390	651702	292
651386	99	651515	293,393	651594	390	651703	289
651387	295,394	651516	293,393	651595	390	651704	289
651388	295,394	651517	293,393	651596	390	651705	292
651393	100,385	651518	293,393	651597	392	651706	290
651395	100,385	651521	391	651598	392	651707	290
651398	100	651522	419	651599	392	651708	291
651400	100	651523	419	651600	392	651709	390
651402	101	651524	419	651601	390	651711	387
651403	101	651525	419	651602	390	651712	387
651406	99	651526	419	651603	391	651713	387
651418	106,388	651527	420	651604	391	651721	111
651421	102,386	651528	420	651605	391	651722	109
651422	106	651529	420	651606	391	651723	111
651424	104,388	651530	420	651607	391	651726	109
651425	102,386	651531	421	651608	392	651727	109
651426	392	651532	421	651609	392	651728	293,393
651427	100	651533	421	651610	392	651729	393
651428	106	651534	421	651611	392	651730	111
651429	106	651535	421	651612	392	651731	111
651435	101	651540	112	651613	392	651732	111
651445	99, 288,385	651541	292,392	651614	392	651733	111
651461	385	651542	291,392	651615	290,390	651735	111
651462	108	651545	112	651616	291,391	651736	111
651463	108	651546	291,391	651617	388	651737	111
651465	99	651549	293,393	651623	387	651738	111
651466	112	651550	295,394	651625	286, 384	651739	293
651467	102	651551	387	651626	386	651740	293
651468	102	651552	292,392	651633	103,387	651741	393
651469	102	651553	291,392	651634	113	651742	293
651471	102	651559	114	651635	113	651743	292
651472	102	651560	99	651636	113	651744	292
651479	110	651562	291,392	651637	113	651745	292
651474	114	651563	292,392	651642	102	651746	292
651475	100,379	651564	292,392	651643	102	651747	290
651477	100	651565	104,388	651644	102	651748	291
651482	112	651566	104	651645	102	651749	291
651483	111	651568	105	651646	102,386	651750	290
651485	112	651570	290,390	651647	102,386	651751	290
651486	112	651571	293,393	651648	102,386	651753	290
651487	112	651572	293,393	651649	213	651754	292

ITEM	PAGE						
651755	292	653045	60	653111	163	653166	172
651757	290	653046	71	653112	168	653167	63
651758	292	653047	58	653113	163	653168	81
651759	292	653049	79	653114	164	653169	62
651760	293	653050	62	653115	175	653170	170
651761	292	653051	64	653116	174	653171	65
651762	292	653052	60	653117	174	653172	173
651763	292	653054	72	653118	181	653173	78
651764	292	653055	71	653119	177	653174	78
651766	289	653056	58	653120	180	653176	165
651767	391	653057	75	653121	180	653177	88
651768	393	653062	80	653122	178	653178	86
651771	390	653064	77	653123	61	653180	173
651772	391	653065	77	653124	66	653181	177
651773	393	653066	76	653125	63	653182	74
651781	111	653069	59	653126	58	653183	74
651782	111	653070	172	653127	66	653184	75
651783	289	653071	63	653128	61	653185	181
651784	290	653072	81	653129	66	653186	182
651788	391	653073	62	653130	67	653187	80
651789	293	653074	170	653131	67	653188	182
651790	293	653075	65	653132	63	653189	183
651791	292	653076	173	653133	58	653190	183
651792	293	653077	78	653134	66	653191	184
651793	390	653078	78	653135	60	653192	81
651794	109	653082	173	653136	58	653193	87
651795	109	653083	177	653137	62	653194	89
651796	109	653084	74	653138	64	653195	171
651797	109	653085	74	653139	72	653196	171
651798	109	653086	75	653140	71	653197	73
651799	109	653087	181	653141	71	653198	73
651800	109	653088	182	653142	84	653199	72
651801	109	653089	80	653143	84	653200	82
651802	109	653090	182	653144	79	653203	64
651803	290	653094	81	653145	85	653204	61
651804	291	653095	171	653146	79	653205	164
651805	291	653096	171	653147	172	653206	169
651806	109	653097	172	653148	87	653207	168
653000	175	653098	73	653149	85	653208	163
653001	176	653099	73	653153	75	653209	168
653002	176	653100	72	653154	169	653210	163
653012	67	653101	169	653155	170	653211	164
653013	68	653102	170	653156	170	653212	175
653014	65	653103	82	653158	80	653213	174
653015	68	653104	170	653159	76	653214	174
653016	69	653105	165	653160	77	653218	181
653022	165	653106	64	653161	77	653219	177
653023	166	653107	61	653162	76	653220	180
653024	166	653108	164	653163	88	653221	180
653034	59	653109	169	653164	86	653222	178
653035	60	653110	168	653165	59	653223	175

Index

ITEM	PAGE						
653224	176	654200	82	655091	119	655166	153
653225	176	654203	64	655092	119	655167	153
653235	67	654204	61	655093	120	655168	153
653236	68	654272	90	655094	119	655169	154
653237	65	654275	160	655095	138	655170	154
653238	68	654276	160	655096	138,314,413	655171	154
653239	69	654278	160	655097	121	655172	154
653243	82	654281	151	655098	121	655173	154
653245	165	654288	193	655099	121	655174	155
653246	166	654741	435	655100	120	655175	154
653247	166	655000	137	655101	120	655176	155
653257	59	655005	137	655102	121	655177	155
653258	60	655010	137	655103	130,406	655178	154
653268	90	655015	137	655105	139,416	655179	155
653269	91	655020	137	655106	139,416	655180	154
653270	93	655025	137	655110	202,441	655185	153
653271	93	655030	137	655111	202	655186	153
653272	90	655035	137	655112	202,441	655187	153
653273	92	655040	137	655113	202	655188	135,410,477
653274	91	655045	137	655117	131,407	655189	135,477
653275	92	655050	134,411	655118	130,407	655190	135,410,477
653291	89	655051	129,406	655120	158	655191	135,477
653292	69	655053	129,405	655121	158	655221	228
653293	70	655057	134	655122	158	655222	228
653294	70	655058	126,404	655123	158	655223	228
653326	381	655059	126,3404	655124	158	655224	228
653327	381	655060	126	655125	143	655225	146
654046	71	655061	129,405	655126	158	655226	146
654052	60	655062	120	655127	158	655227	146
654056	58	655063	120	655128	158	655228	146
654073	62	655064	121	655129	158	655229	146
654075	65	655065	133	655130	158	655230	146
654085	74	655066	133,411	655131	159	655231	146
654126	58	655067	130,407	655132	159	655232	146
654133	58	655068	127,404	655133	159	655233	146
654135	60	655070	119	655135	158	655234	146
654136	58	655071	119	655136	159	655235	146
654139	72	655072	119	655137	152	655236	146
654141	71	655073	119	655140	141	655237	146
654158	80	655074	120	655141	141	655239	147,417
654161	77	655075	119	655142	143	655241	147,417
654164	86	655076	127	655143	143	655243	147,417
654165	59	655077	124,401	655144	143	655245	147,417
654169	62	655078	124	655145	143	655247	147,417
654171	65	655081	126	655146	143	655249	147,417
654174	78	655082	126,399	655147	143	655250	148,418
654183	74	655083	126	655148	142	655251	148,418
654188	135	655085	130,407	655149	142	655252	148,418
654190	135	655087	131,408	655150	140	655253	148,418
654193	87	655089	119	655151	141	655254	150,419
654199	72	655090	119	655165	153	655256	139

ITEM	PAGE						
655257	139	655324	200	655375	161	655477	230
655258	140	655325	199	655380	161	655478	230
655259	140	655326	197	655381	161	655479	229
655260	158	655327	200	655382	161	655480	230
655261	158	655328	199	655383	161	655481	230
655262	159	655329	195	655384	161	655520	138
655263	159	655330	195	655424	188,328,430	655521	138
655264	158	655331	136,412	655425	188,328,430	655522	138
655265	158	655332	136,412	655426	188,328,430	655523	138,416
655266	159	655333	136,412	655427	188,328,430	655524	138,416
655267	160	655334	136,412	655428	188,328,430	655525	138,416
655268	160	655335	136,412	655429	188,328,430	655526	138,416
655269	160	655336	136,412	655430	188,328,430	655527	138,416
655270	160	655337	136,412	655431	188,328,430	655528	138,416
655271	160	655338	136,412	655432	188,328,430	655562	128,405
655272	160	655339	136,412	655433	188,328,430	655634	154
655273	160	655340	136,412	655434	188,328,430	655639	202
655274	160	655341	136,412	655435	188,328,430	655657	422
655275	160	655342	136,412	655436	189,329,431	655658	156
655276	160,425	655343	196	655437	189,329,431	655659	157
655277	160	655344	196	655438	190,330,432	655660	156
655278	160	655345	196	655439	190,330,432	655661	422
655279	151	655346	196	655440	190,330,432	655662	156
655280	151	655347	198	655441	190,330,432	655663	157
655281	151	655348	200	655442	190,330,432	655664	157
655286	193	655349	198	655443	190,330,432	655665	157
655287	151	655350	200	655444	190,330,432	655679	125
655288	193	655351	198	655445	190,330,432	655680	125,402
655289	194	655352	200	655446	190,330,432	655681	193
655291	194,436	655353	198	655447	190,330,432	655690	189,329,431
655292	197	655354	200	655448	188,328,430	655691	189,329,431
655293	197	655355	161	655449	188,328,430	655695	189,329,431
655294	195	655356	161	655450	190,330,432	655703	313
655295	195	655357	161	655451	190,330,432	655714	150
655296	200	655358	161	655452	190,330,432	655715	152
655297	200	655359	161	655454	190,330,432	655741	435
655298	199	655360	161	655457	191,331,433	655744	149
655299	199	655361	161	655458	149	655760	203,440
655300	143	655362	161	655459	149	655761	203,440
655301	143	655363	161	655460	149	655762	139,415
655302	143	655364	161	655461	149	655764	144
655303	140	655365	161	655462	149	655766	155,425
655304	141	655366	161	655463	149	655767	402
655307	142	655367	161	655464	149	655768	124,400
655308	142	655368	161	655465	149	655769	133
655312	201,335,442	655369	161	655471	132,408	655770	125
655316	191,331,433	655370	161	655472	229	655771	125
655317	191,331,433	655371	161	655473	230	655772	125
655318	191,331,433	655372	161	655474	229	655773	125
655319	191,331,433	655373	161	655475	230	655774	125
655323	197	655374	161	655476	229	655775	401

Index

ITEM	PAGE		
655776	401	657038	467
655779	421	657039	467
655782	153	657040	467
655783	420	657042	467
655784	154	657043	466
655786	421	657054	132
655789	153	657055	216
655790	420	657056	218
655792	154	657057	218
655794	421	657058	218
655797	153	657059	219
655798	420	657060	219
655801	154	657073	225
655802	421	657075	225
655804	154	657079	226,451
655806	421	657080	226,451
655808	153	657081	226,451
655812	154	657082	227,452
655814	421	657083	227,452
655815	107	657087	132,411
655818	191,331,433	657092	216
655827	203,440	657093	216
655830	191,331,433	657095	218
655836	297	657096	218
655837	297	657097	217
655857	191,331,433	657098	217
655880	201,441	657106	226
655881	201,441	657107	227
657000	465	657108	227
657001	466	657123	225,450
657002	465	657127	225
657004	465	657133	224
657005	465	657134	224
657008	466	657135	224
657010	466	657136	224
657011	467	657137	224
657012	467	657138	224
657014	464	657139	224
657015	464	657140	224
657022	465	657143	467
657023	465	657144	467
657024	465	657145	467
657025	465	657146	467
657030	464	657147	221
657031	465	657148	220
657032	465	657149	221
657033	465	657150	219
657034	465	657151	219
657035	464	657152	220
657036	466	657153	220
657037	467	657154	221
		657155	221
		657156	219
		657157	219
		657158	220
		657166	446
		657167	446
		657168	447
		657169	132,409
		657175	223
		657176	447
		657177	450
		657181	467
		658017	112
		658136	83
		658213	83
		658467	291,391
		658588	110
		658589	110
		658590	110
		658591	110
		658592	291,391
		658829	83
		659006	471
		659007	471
		659008	471
		659009	471
		659010	471
		659011	471
		659012	208
		659013	208
		659014	208
		659015	208
		659016	208
		659017	208
		659018	208
		659019	210
		659020	208
		659021	212
		659022	212
		659023	209
		659024	209
		659025	209
		659026	209
		659027	209
		659028	209
		659029	209
		659030	210
		659031	212
		659033	212
		659035	212
		659044	211
		659045	211
		659046	211
		659047	211
		659049	211
		659050	211
		659051	211
		659052	211
		659054	415
		659055	415
		659057	415
		659059	376
		659060	371
		659062	158
		659232	290,390
		659432	152
		659433	150
		659669	296
		659730	296
		659893	296
		659929	290,390
		660000	
		660000	483
		660001	483
		660002	483
		660003	483
		660004	483
		660005	483
		660006	483
		660007	483
		660008	483
		660009	484
		660010	484
		660011	484
		660012	484
		660013	483
		660014	484
		660016	484
		660017	484
		660018	484
		660019	484
		660020	488
		660021	488
		660022	488
		660023	488
		660024	484
		660025	484
		660026	484
		660027	484
		660028	486
		660029	486

ITEM	PAGE						
660030	484	660159	486	662035	470	662091	476
660031	484	660168	489	662036	470	662092	475
660032	484	660182	484	662037	470	662093	475
660033	484	660183	484	662040	470	662094	476
660034	484	660184	484	662041	470	662095	475
660035	484	660185	486	662042	470	662096	476
660036	484	660186	486	662043	470	662097	475
660037	484	660187	486	662044	470	662098	475
660038	495	660189	485	662045	470	662099	475
660039	495	660190	484	662046	470	662100	476
660040	484	660208	494	662047	470	662101	475
660041	495	660209	494	662048	470	662102	476
660042	495	660214	494	662049	470	662103	475
660043	495	660215	494	662050	470	662104	473
660044	495	660216	494	662051	470	662105	473
660046	495	660217	494	662052	470	662106	473
660047	495	660218	494	662053	470	662107	473
660049	495	660219	494	662054	470	662108	474
660050	495	660220	494	662055	470	662109	474
660053	495	660221	495	662056	470	662110	474
660054	495	660222	495	662057	470	662111	474
660055	495	660223	495	662060	470	662112	470
660056	495	660224	495	662061	470	662114	475
660058	495	660225	495	662062	470	662116	475
660060	496	660226	495	662063	470	662120	470
660061	496	662001	103,389	662064	470	662121	470
660062	496	662002	103,389	662065	470	662130	471
660063	496	662005	107	662066	470	662131	470
660086	491	662008	472	662067	470	662132	476
660088	497	662009	472	662068	470	662133	476
660089	497	662010	472	662069	470	662134	473
660091	490	662011	472	662070	470	662135	473
660092	222,448	662012	472	662071	470	662136	473
660093	222	662013	472	662072	470	662137	473
660096	497	662014	472	662073	470	662138	473
660097	497	662015	472	662075	107	662139	473
660098	496	662016	472	662076	470	662140	473
660099	496	662017	472	662077	470	662141	473
660105	486	662018	472	662078	472	662142	470
660106	486	662019	472	662079	472	662143	470
660107	486	662020	472	662080	474	662146	470
660108	486	662021	472	662081	474	662147	470
660109	486	662022	472	662082	474	662148	472
660110	486	662023	472	662083	474	662154	470
660111	486	662024	472	662084	464	662164	474
660121	484	662025	472	662085	470	662173	470
660123	486	662026	472	662086	476	664000	374
660124	485	662027	472	662087	476	664001	370
660129	483	662028	472	662088	476	664002	372
660139	489	662029	472	662089	476	664003	368
660146	423	662034	470	662090	476	664004	370


Index

ITEM	PAGE						
664005	368	670004	235	670508	483	671044	204,337,442
664006	368	670007	236	670509	484	671046	194,334,436
664007	369	670008	237	670510	484	671047	194,334,436
664016	425	670015	241	670511	484	671048	334
664027	372	670017	242	670512	484	671049	334
664029	377	670018	261	670513	484	671050	303
664031	423	670030	249	670514	484	671052	287
664032	373	670031	250	670515	484	671053	287
664038	371	670032	256	670516	484	671054	287
664039	437	670037	255	670517	486	671055	287
664041	375	670043	257	670518	486	671056	287
664043	423	670044	258	670519	486	671057	287
664044	423	670050	262	670520	486	671058	287
664045	423	670051	259	670521	486	671059	287
664046	423	670052	260	670523	492	671060	287
664047	423	670053	263	670524	492	671061	287
664048	423	670057	264	670525	493	671062	287
664049	376	670067	248	670526	493	671063	287
664050	375	670070	265	670527	493	671064	286
664051	379	670071	267	670528	484	671065	286
664053	379	670072	266	671000	313	671066	286
664054	380	670074	268	671001	313	671067	286
664057	374	670075	245	671002	313	671068	286
664066	440	670076	244	671003	313	671069	286
664067	424	670077	246	671004	313	671070	286
664068	424	670078	247	671006	313	671071	286
664069	439	670079	240	671007	313	671072	128,304,410
664077	377	670080	253	671008	313	671073	128,304,410
664079	378	670081	252	671009	313	671074	128,304,410
664080	380	670082	254	671013	313	671075	306
664082	438	670083	251	671015	304	671076	311
664084	162	670084	239	671016	304	671077	307
664085	162	670085	238	671017	303	671078	135,314,413
664086	162	670086	269	671018	138,310,407	671079	135,314,413
664087	162	670087	243	671019	313	671086	306
664088	320,426	670107	236	671020	313	671089	145,308,414
664089	323,427	670117	242	671021	335	671090	308
664100	374	670118	261	671022	335	671091	308
664102	372	670130	249	671023	336	671092	308
664110	403	670143	257	671024	336	671095	317
664111	102,387	670157	264	671025	314	671096	317
664112	102,387	670207	236	671027	307	671099	317
664113	102,387	670230	249	671028	307	671100	317
664114	102	670500	483	671029	307	671101	318
664115	102	670501	483	671030	307	671102	320
664116	102	670502	483	671031	305	671103	321,426
664132	373	670503	483	671032	305	671105	322
664204	438	670504	483	671033	307	671106	321
664205	439	670505	483	671041	307	671107	322
664206	440	670506	483	671042	145,414	671108	323,427
670000	234	670507	483	671043	204,337,442	671110	324

ITEM	PAGE						
671111	324	671248	302	671350	288	671607	293
671112	294	671249	302	671351	288	671608	309
671113	294	671250	301	671352	289	671609	309
671114	294	671251	302	671354	289	671610	295
671115	294	671252	302	671356	289	671612	313
671126	312	671253	301	671358	289	671613	313
671128	312	671254	302	671360	289	671614	313
671130	312	671255	302	671362	289	671615	313
671132	312	671256	301	671363	289	671631	276
671144	312	671257	302	671364	289	671632	276
671146	312	671258	302	671365	289	671633	276
671148	312	671259	301	671366	289	671634	276
671150	312	671260	302	671367	289	671635	272
671152	312	671261	302	671368	289	671637	325
671196	312	671274	301	671369	289	671638	325
671198	312	671275	302	671370	289	671639	307
671200	312	671276	302	671371	289	671640	315
671202	312	671277	301	671372	289	671643	316
671204	312	671278	302	671373	289	671644	316
671206	277	671279	302	671374	289	671645	316
671207	277	671280	301	671375	289	671646	294
671208	318	671281	302	671376	289	671647	316
671210	272	671282	302	671377	289	671653	144,315
671211	272	671289	301	671378	289	671654	144,315,395
671212	272	671307	287	671379	289	671655	315
671213	272	671308	287	671380	289	671673	271
671214	272	671309	287	671381	289	671680	412
671217	272	671310	287	671384	300	671682	295
671218	272	671315	286	671386	300	671688	278
671219	272	671317	286	671390	300	671689	278
671220	273	671324	286	671392	300	671690	277
671222	273	671325	286,302	671396	300	671691	277
671223	273	671326	286	671398	300	671692	279
671224	274	671327	286	671408	300	671693	279
671225	274	671332	288	671410	300	671694	279
671227	274	671334	288	671418	300	671695	279
671228	274	671335	288	671425	300	671696	280
671229	274	671336	288	671461	300	671697	280
671230	275	671337	288	671475	300	671700	280
671231	275	671338	288	671479	300	671701	280
671232	275	671339	288	671493	300	671704	319
671233	311	671340	288	671495	300	671705	319
671234	310	671341	288	671499	300	671706	281
671235	310	671342	288	671596	301	671707	281
671236	334	671343	288	671597	301	671708	281
671237	334	671344	288	671598	301	671709	281
671238	334	671345	288	671599	301	671710	282
671240	334	671346	288	671600	297	671711	282
671241	334	671347	288	671602	297	671712	282
671242	334	671348	288	671605	297	671713	282
671247	301	671349	288	671606	293	671714	333

Index

ITEM	PAGE
671715	333
671716	319
671717	319
671724	316
671728	369
671729	373
671730	374
671734	415
671735	415
671745	272
671746	369
671747	369
671761	288
680015	291,391
680465	152
680466	150
680597	295,394
681379	291,391
681430	290,390
681443	94
681813	295,394
681883	290,384
681916	150,419
681917	150,419
682660	291,391
682825	378
682847	435
682865	400
682882	190,330,432
682883	188,328,430
682884	188,328,430
682888	288,385
682924	393
682961	292,393
682994	296
683044	290,390
683074	292,393
683139	114,394
683159	291,391
683160	291,391
683161	291,391
683162	291,391
683163	290,390
683164	290,384
683210	290,390
683422	114,394
683512	290,390
683553	395
683581	293,393
683583	395
683584	309
683585	403
683586	403
683587	305
683604	403
683605	403
683619	395
686001	461
686002	461
686003	461
686004	461
686005	461
686006	461
686007	461
686008	461
699689	398
699690	398
699691	398
699692	398
699693	398
699694	399
699695	399
699696	399
699697	399
699698	399
699699	399
699726	123
699727	123
699730	123
699731	123
699732	123
699733	123
699735	122
699736	122
699737	122
699738	122
699739	122
699740	467
699769	131,409
699778	278
699932	291,391
699933	291,391
699936	290,390
699939	290,390





 **T S L O T S** [®]
BY BONNELL ALUMINUM

PO BOX 160350
1201 S. Freeport Industrial Pkwy
Clearfield, UT 84015

801.773.6282
800.824.2049 TOLL FREE
800.722.3226 TOLL FREE FAX

www.tslots.com