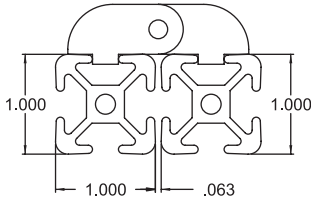


CONTENT

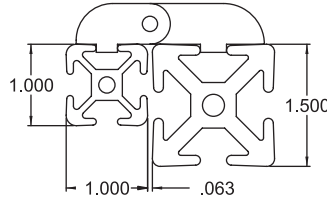
05 TSLOTS Hardware

Hinges	118-126
Handles	126-129
Door Catches	129-134
Door Slide Track	135
Cup Holder	135
Tube Clamps	136
End Caps	137
Tool Hangers & Slot Covers	138-139
Manifold Plates	139-143
Binder & Sensor Blocks	144-145
Casters	146-150
Caster Base Plates	151-152
Glides, Mounts And Feet	153-155
Base Plates	156-159
Base Plate - Floor Mounts	160
45° Supports	161
Pivot Joints	162
Dynamic Hinges & Arms	163-166
Dynamic Hinge Assemblies	167-172
Pivot Bracket - 90°	173
Structural Hinges & Arms	174-178
Structural Hinges Assemblies	179-184

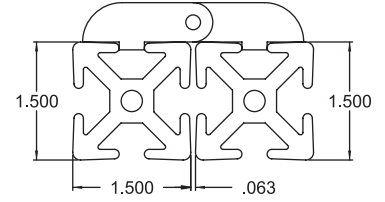
TSLOTS Hardware



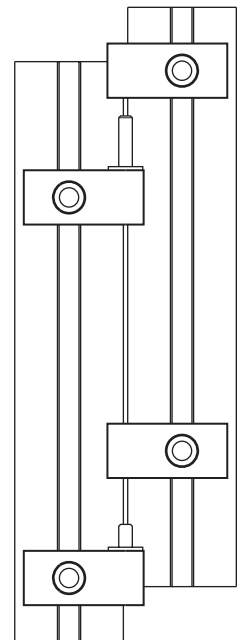
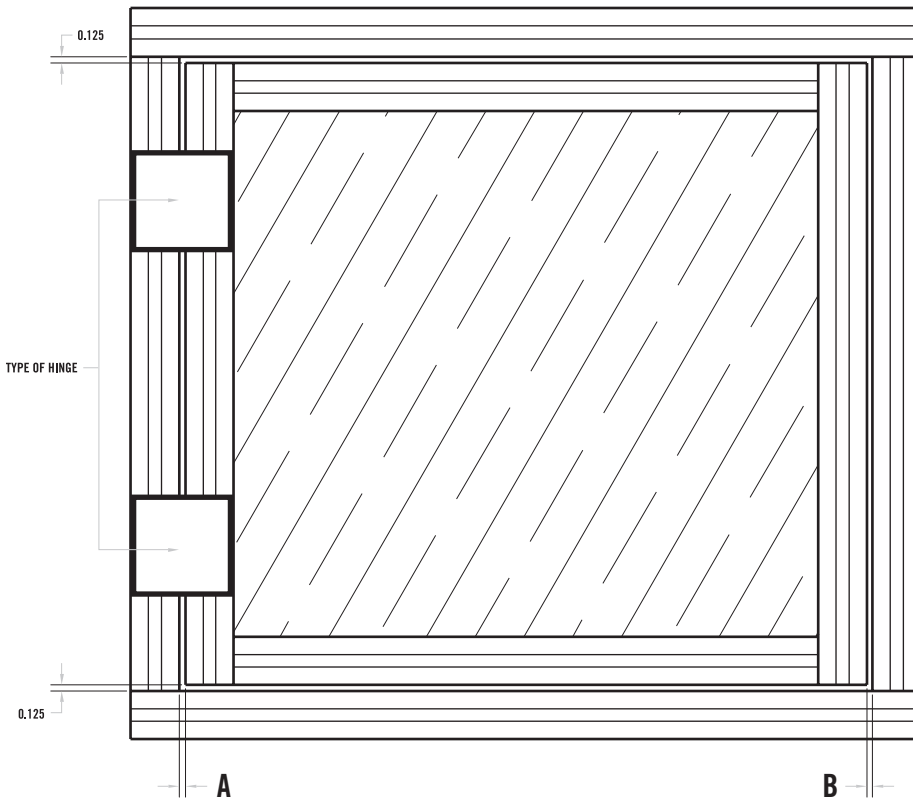
10 Series



10 to 15 Series



15 Series



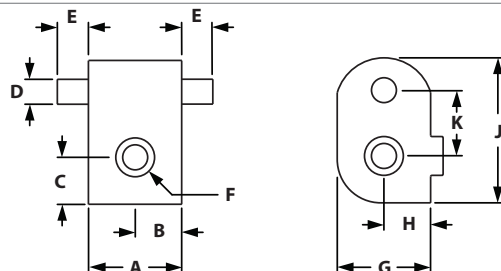
HINGE TYPE	DIMENSION A	DIMENSION B
15 S Lift Off Hinge Assembly	.063"	.187"
10 S Lift Off Hinge Assembly	.063"	.187"
10 S to 15 S Lift Off Hinge Assembly	.063"	.187"
15 S Aluminum Hinge (655082)	.125"	.125"
10 S Aluminum Hinge (655083)	.063"	.187"
10 S to 15 S Aluminum Hinge (655081)	.125"	.125"

* Note: For all doors, make the door .25" smaller in height and width than the door frame.

LIFT OFF HINGES



- Stronger connection
- Longer lasting dowel pin
- Mounting fasteners included



RIGHT HAND HINGES

ITEM#	SERIES	PIN	A	B	C	D	E	F	G	H	J	K
655070	10	Long	.750"	.375"	.377"	.250"	.750"	10-32	.500"	.250"	1.156"	.529"
655072	10	Short	.750"	.375"	.377"	.250"	.360"	10-32	.500"	.250"	1.156"	.529"
655089	15	Long	.750"	.375"	.625"	.250"	.750"	1/4-20	.500"	.250"	1.655"	.780"
655091	15	Short	.750"	.375"	.625"	.250"	.360"	1/4-20	.500"	.250"	1.655"	.780"

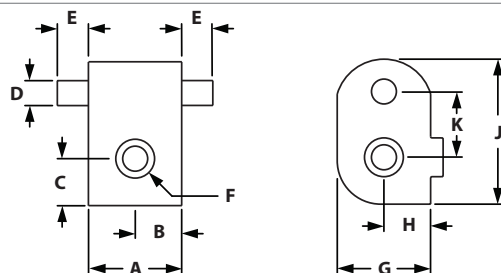
LEFT HAND HINGES

ITEM#	SERIES	PIN	A	B	C	D	E	F	G	H	J	K
655071	10	Long	.750"	.375"	.377"	.250"	.750"	10-32	.500"	.250"	1.156"	.529"
655073	10	Short	.750"	.375"	.377"	.250"	.360"	10-32	.500"	.250"	1.156"	.529"
655090	15	Long	.750"	.375"	.625"	.250"	.750"	1/4-20	.500"	.250"	1.655"	.780"
655092	15	Short	.750"	.375"	.625"	.250"	.360"	1/4-20	.500"	.250"	1.655"	.780"

TWO PIN HINGES



- Stronger connection
- Longer lasting dowel pin
- Mounting fasteners included



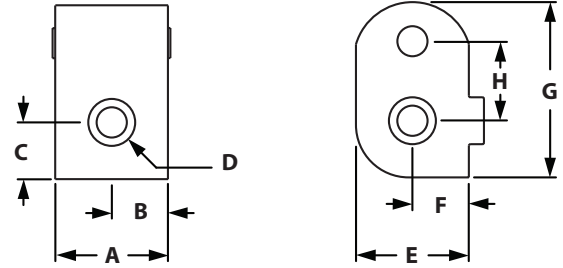
ITEM#	SERIES	A	B	C	D	E	F	G	H	J	K
655075	10	.750"	.375"	.377"	.250"	.360"	10-32	.500"	.250"	1.156"	.529"
655094	15	.750"	.375"	.625"	.250"	.360"	1/4-20	.500"	.250"	1.655"	.780"

Lift Off Hinges

HINGE BUSHINGS



- Bushing for lift off hinges to create assemblies
- Engineered Polymer bushing
- Mounting fasteners included



ITEM#	SERIES	A	B	C	D	E	F	G	H
655074	10	.750"	.375"	.377"	10-32	.500"	.250"	1.156"	.529"
655093	15	.750"	.375"	.625"	1/4-20	.500"	.250"	1.655"	.780"

INCLUDED FASTENERS

SERIES	QTY	BOLT #	BOLT DESCRIPTION	TNUT #	TNUT DESCRIPTION
10	1	651010	10-32 x 1/2" SHCS	651096	Economy
15	1	651024	1/4-20 x 5/8" SHCS	651105	Economy

LIFT OFF HINGE ASSEMBLIES



- Lift off hinge assemblies come with 2 mating bushings and 1 left and 1 right standard short or long hinge
- Mounting fasteners included

ITEM#	SERIES	STYLE	ASSEMBLY PARTS		
			BUSHING (QTY)	SHORT PIN (QTY)	LONG PIN (QTY)
655062	10	Right Hand	655074 (2)	655072 (1)	655070 (1)
655063	10	Left Hand	655074 (2)	655073 (1)	655071 (1)
655100	15	Right Hand	655093 (2)	655091 (1)	655089 (1)
655101	15	Left Hand	655093 (2)	655092 (1)	655090 (1)

HEAVY LIFT OFF HINGE ASSEMBLIES



- Heavy lift off hinge comes with 1 mating bushing and 2 hinges.
- Hinges are on both sides of bushings so can be used as left or right hinge assemblies
- Mounting fasteners included
- Available in short pin hinges only

ITEM#	SERIES	STYLE	BUSHING (QTY)	ASSEMBLY PARTS	
				LEFT HINGE (QTY)	RIGHT HINGE (QTY)
655064	10	Left & Right	655074 (1)	655073 (1)	655072 (1)
655102	15	Left & Right	655093 (1)	655092 (1)	655091 (1)

TRANSITION LIFT OFF HINGE ASSEMBLIES



- Transitions from 10s to 15s extrusions
- Mounting fasteners included

ITEM#	SERIES	STYLE	BUSHING (QTY)	ASSEMBLY PARTS	
				SHORT HINGE (QTY)	LONG HINGE (QTY)
655097	10 to 15	Right Hand	655074 (2)	655091 (1)	655089 (1)
655098	10 to 15	Left Hand	655074 (2)	655092 (1)	655090 (1)

TRANSITION HEAVY LIFT OFF HINGE ASSEMBLY



- Transitions from 10s to 15s extrusions
- Hinges are on both sides of bushings so can be used as left or right hinge assemblies
- Mounting fasteners included
- Available in short pin hinges only

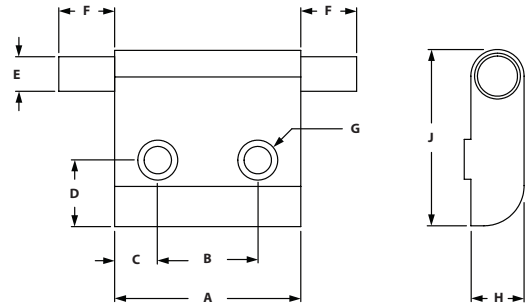
ITEM#	SERIES	STYLE	BUSHING (QTY)	ASSEMBLY PARTS	
				LEFT HINGE (QTY)	RIGHT HINGE (QTY)
655099	10 to 15	Left & Right	655074 (1)	655092 (1)	655091 (1)

Heavy Duty Lift Off Hinges

HEAVY DUTY LIFT OFF HINGES



- Heavy duty lift off hinges are stronger and more durable than standard lift off hinges
- Mounting fasteners included



RIGHT HAND HINGES

ITEM#	SERIES	PIN	A	B	C	D	E	F	G	H	J
699737	15	Short	1.750"	.940"	.405"	.625"	.250"	.360"	.257"	.500"	1.657"
699738	15	Long	1.750"	.940"	.405"	.625"	.250"	.750"	.257"	.500"	1.657"

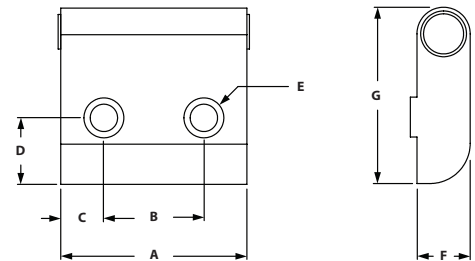
LEFT HAND HINGES

ITEM#	SERIES	PIN	A	B	C	D	E	F	G	H	J
699735	15	Short	1.750"	.940"	.405"	.625"	.250"	.360"	.257"	.500"	1.657"
699736	15	Long	1.750"	.940"	.405"	.625"	.250"	.750"	.257"	.500"	1.657"

HEAVY DUTY HINGE BUSHINGS



- Heavy duty bushing for lift off hinges to create assemblies
- Engineered Polymer bushing
- Mounting fasteners included



ITEM#	SERIES	A	B	C	D	E	F	G
699739	15	1.750"	.940"	.405"	.625"	.257"	.500"	1.657"

INCLUDED FASTENERS

SERIES	QTY	BOLT #	BOLT DESCRIPTION	TNUT #	TNUT DESCRIPTION
15	2	651024	1/4-20 x 5/8" SHCS	651105	Economy

HEAVY DUTY LIFT OFF HINGE ASSEMBLIES



- Heavy duty hinge assembly comes with 1 bushing and 1 left or right hinge
- Short and long pins are available
- Mounting fasteners included

ASSEMBLY PARTS

ITEM#	SERIES	PIN	STYLE	BUSHING (QTY)	HINGE (QTY)
699730	15	Short	Left Hand	699739 (1)	699735 (1)
699731	15	Short	Right Hand	699739 (1)	699737 (1)
699732	15	Long	Left Hand	699739 (1)	699736 (1)
699733	15	Long	Right Hand	699739 (1)	699738 (1)

HEAVY DUTY LIFT OFF PAIR HINGE ASSEMBLIES



- Heavy duty lift off pair assembly comes with 2 bushings and 1 short and long hinge
- Available in left and right hand
- Mounting fasteners included

ASSEMBLY PARTS

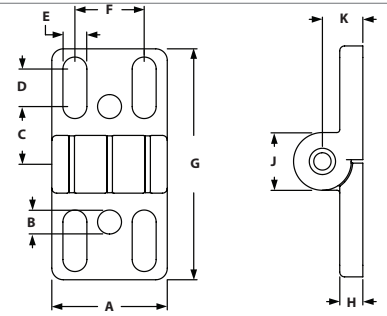
ITEM#	SERIES	STYLE	BUSHING (QTY)	SHORT HINGE (QTY)	LONG HINGE (QTY)
699726	15	Left Hand	699739 (2)	699735 (1)	699736 (1)
699727	15	Right Hand	699739 (2)	699737 (1)	699738 (1)

Hinges

UNIVERSAL DOOR HINGE W/ OBLONG HOLES



- Hinges panels or extrusions
- Oblong holes allow you to adjust the gap of the door or panel
- Die-cast black powder coated
- .575" gap when using 10s profiles



ITEM#	SERIES	A	B	C	D	E	F	G	H	J	K
655768	10/15	1.575"	.327"	.787"	.512"	.327"	.950"	3.150"	.315"	.787"	.552"

RECOMMENDED FASTENERS(TO EXTRUSION SLOT)

ITEM#	SERIES	QTY	BOLT	TNUT	WASHER
651240	10	4	1/4-20 x 5/8" BHSCS	Economy	Yes
651213	15	4	5/16-18 x 3/4" SHCS	Economy	Yes

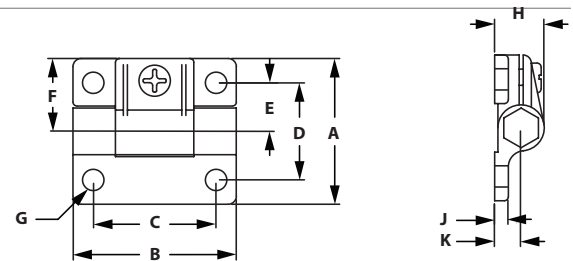
RECOMMENDED FASTENERS (TO PANEL)

ITEM#	SERIES	QTY	BOLT	HEX NUT	WASHER
651720	15	4	5/16-18 x 7/8" BHSCS	Yes	Yes

PLASTIC ADJUSTABLE HINGES



- Allows you to mount plastic panels and doors directly to TSLOTS
- Adjustable hinge allows you to increase or decrease pivot tension
- Adjustable Hinges are not suitable for hinging two TSLOTS extrusions together



ITEM#	SERIES	A	B	C	D	E	F	G	H	J	K
655078	10	1.440"	1.690"	1.250"	1.000"	.500"	.720"	.197"	.500"	.230"	.270"
655077	15	2.250"	2.500"	1.880"	1.500"	.750"	1.125"	.270"	.770"	.200"	.410"

RECOMMENDED FASTENERS (MOUNT TO EXTRUSION)

ITEM#	SERIES	QTY	BOLT	TNUT
651721	10	2	8-32 x 3/8" SHCS	Economy
651722	15	2	1/4-20 x 5/8" BHSCS	Economy

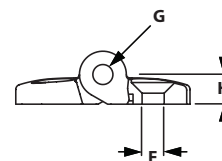
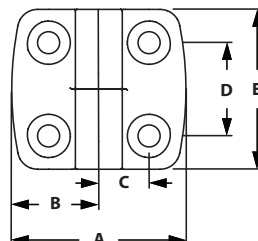
RECOMMENDED FASTENERS (TO PANEL)

ITEM#	SERIES	QTY	BOLT	HEX NUT	WASHER
651723	10	2	8-32 x 5/8" SHCS	Yes	Yes
651216	15	2	1/4-20 x 3/4" BHSCS	Yes	Yes

PLASTIC LIFT OFF HINGES



- Hinges panels or extrusions
- Black fiberglass reinforced nylon, stainless steel bolt



ITEM#	SERIES	LIFT OFF	A	B	C	D	E	F	G	H
655771	10	Right Hand	2.046"	1.023"	.590"	1.102"	1.890"	.260"	.551"	0.354
655770	10	Left Hand	2.046"	1.023"	.590"	1.102"	1.890"	.260"	.551"	0.354
655774	15	Right Hand	2.794"	1.397"	.787"	1.102"	1.890"	.260"	.551"	0.354
655773	15	Left Hand	2.794"	1.397"	.787"	1.102"	1.890"	.260"	.551"	0.354

RECOMMENDED FASTENERS (TO EXTRUSION SLOT)

ITEM#	SERIES	QTY	BOLT	TNUT
651185	10	4	1/4-20 x 1/2" FHSCS	Economy
651545	15	4	1/4-20 x 5/8" FHSCS	Economy

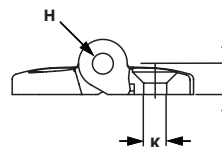
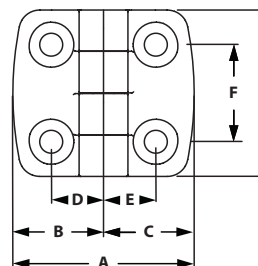
RECOMMENDED FASTENERS (TO PANEL)

ITEM#	SERIES	QTY	BOLT	HEX NUT	WASHER
651724	10/15	4	1/4-20 x 3/4" FHSCS	Yes	Yes

PLASTIC HINGES



- Black fiberglass reinforced nylon, stainless steel bolt
- Hinges TSLOTS Extrusions together



ITEM#	SERIES	A	B	C	D	E	F	G	H	J	K
655679	10	2.046"	1.023"	1.023"	.590"	.590"	1.102"	1.890"	.236"	.354"	.260"
655680	15	2.794"	1.397"	1.397"	.787"	.787"	1.102"	1.890"	.236"	.354"	.260"
655772	10 to 15	2.420"	1.023"	1.397"	.590"	.787"	1.102"	1.890"	.236"	.354"	.260"

RECOMMENDED FASTENERS

ITEM#	SERIES	QTY	BOLT	TNUT
651185	10	4	1/4-20 x 1/2" FHSCS	Economy
651545	15	4	1/4-20 x 5/8" FHSCS	Economy

*Transition bracket hardware use 10s and 15s above, use 2 of each

RECOMMENDED FASTENERS (TO PANEL)

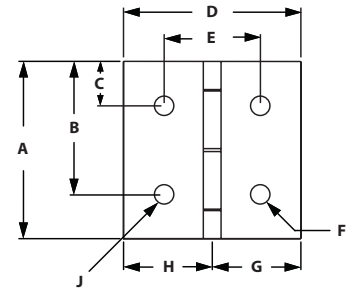
ITEM#	SERIES	QTY	BOLT	HEX NUT	WASHER
651724	10/15	4	1/4-20 x 3/4" FHSCS	Yes	Yes

TSLOTS Hardware

ALUMINUM HINGES



- Hinges Tslots extrusions together
- Low profile mounts to Tslots
- Clear anodize finish matches Tslots finish



ITEM#	SERIES	A	B	C	D	E	F	G	H	J	CAPACITY
655083	10	2.000"	1.500"	.500"	2.000"	1.062"	.257"	1.000"	1.000"	.257"	40lbs
655082	15	3.000"	2.250"	.750"	3.000"	1.625"	.328"	1.500"	1.500"	.328"	75lbs
655081	10 to 15	3.000"	2.250"	.750"	2.500"	1.375"	.257"	1.000"	1.500"	.328"	75lbs

RECOMMENDED FASTENERS

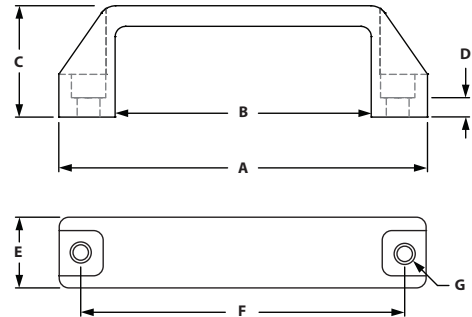
ITEM#	SERIES	QTY	BOLT	TNUT
651166	10	4	1/4-20 x 3/8" FBHSCS	Economy
651128	15	4	5/16-18 x 1/2" FBHSCS	Economy

*Transition hinge hardware use 10s and 15s above, use 2 of each

PLASTIC DOOR HANDLES



- Mounts directly to Tslots or machined panel
- Made of black nylon



ITEM#	SIZE	SERIES	A	B	C	D	E	F	G
655060	Small	10	4.300"	2.900"	1.400"	.240"	.820"	3.600"	.256"
655059	Medium	15	5.370"	3.730"	1.620"	.240"	1.030"	4.500"	.335"
655058	Large	15	7.810"	5.930"	2.000"	.310"	1.180"	6.970"	.335"

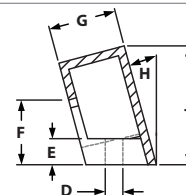
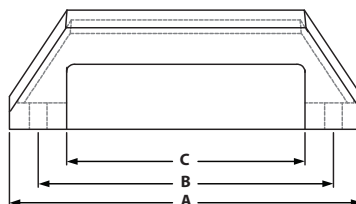
RECOMMENDED FASTENERS

ITEM#	SIZE	SERIES	QTY	BOLT	TNUT
651234	Small	10	2	1/4-20 x 1/2" SHCS	Economy
651201	Medium	15	2	5/16-18 x 5/8" SHCS	Economy
651202	Large	15	2	5/16-18 X 3/4" SHCS	Economy

OFFSET DOOR HANDLE



- Mounts directly in Tslots or machined panel
- Matte glass filled nylon plastic, orange cover strip
- Fasteners included



ITEM#	SERIES	A	B	C	D	E	F	G	H	J
655076	10/15	5.120"	4.290"	3.460"	.260"	.380"	.940"	.980"	15°	1.730"

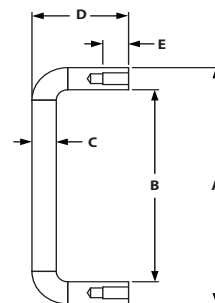
INCLUDED FASTENERS

ITEM#	QTY	DESCRIPTION
651023	2	1/4-20 x 5/8" BHSCS
651025	2	1/4-20 x 3/4" BHSCS
651163	2	1/4-20 Econ Tnut

STEEL DOOR HANDLES



- Mounts directly to panel
- Machining required



ITEM#	SERIES	A	B	C	D	E	F	G
655068	10/15	3.310"	2.690"	.310"	1.230"	.313"	8-32 TAP	3.000"

INCLUDED FASTENERS (MOUNT TO 1/4" PANEL)

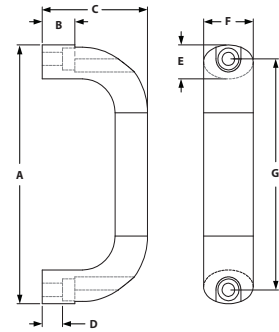
ITEM#	QTY	DESCRIPTION
651006	2	8-32 x 1/2" BHSCS

TSLOTS Hardware

ALUMINUM DOOR HANDLES



- Mounts directly in extrusion slot or machined panel
- Used for 15 series only
- Corrosion resistant



ITEM#	SERIES	A	B	C	D	E	F	G
655562	15	5.120"	.670"	2.170"	.425"	.670"	1.020"	4.570"

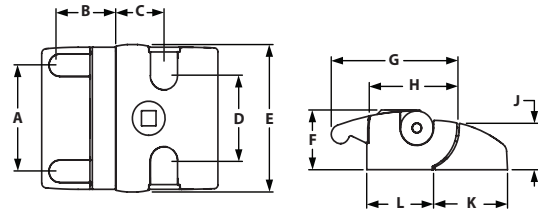
RECOMMENDED FASTENERS

ITEM#	SERIES	QTY	BOLT	TNUT
651117	15	2	1/4-20 x 3/4" SHCS	Economy

SLAM LATCH



- Die-cast black powder coat
- Ideal for cabinets and guarding



ITEM#	TYPE	SERIES	A	B	C	D	E	F	G	H	J	K	L
671072	Universal Key	15	2.205"	1.161"	1.063"	1.772"	3.071"	1.260"	2.717"	1.949"	1.000"	1.555"	1.437"
671073	Unique Key	15	2.205"	1.161"	1.063"	1.772"	3.071"	1.260"	2.717"	1.949"	1.000"	1.555"	1.437"
671074	No Key	15	2.205"	1.161"	1.063"	1.772"	3.071"	1.260"	2.717"	1.949"	1.000"	1.555"	1.437"

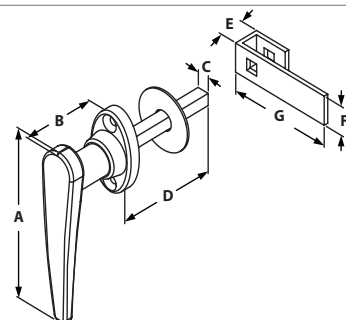
RECOMMENDED FASTENERS

ITEM#	SERIES	QTY	BOLT	TNUT
651725	15	4	1/4-20 x 5/8" BHCS	Economy

DELUXE DOOR HANDLE



- Corrosion resistant chrome finish
- Ideal for cabinets and guarding
- Door Latch Milling Machining Service required – item number 660086, page 469

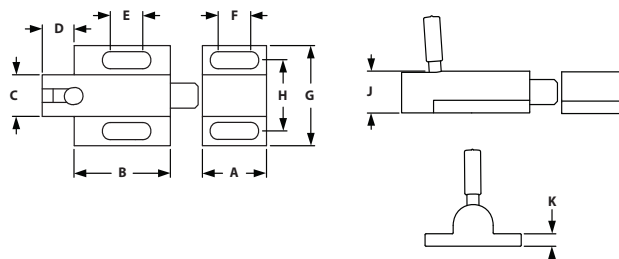


ITEM#	TYPE	SERIES	A	B	C	D	E	F	G
655053	Non-Locking	15	4.375"	2.000"	.312"	2.593"	.750"	.750"	2.750"
655061	Locking	15	4.375"	2.000"	.312"	2.593"	.750"	.750"	2.750"

0° DEADBOLT W/ TOP LATCH



- Positive, spring loaded deadbolt
- Ideal for enclosure doors
- Stainless steel bolt and spring



ITEM#	SERIES	A	B	C	D	E	F	G	H	J	K
655051	10/15	1.000"	1.500"	.625"	.500"	.507"	.500"	1.500"	1.062"	.625"	.187"

INCLUDED FASTENERS

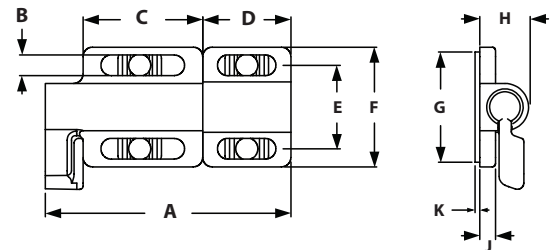
ITEM#	SERIES	QTY	DESCRIPTION
651022	10/15	4	1/4-20 x 1/2" SHCS
651163	10/15	4	1/4-20 Economy T-nut

TSLOTS Hardware

90° DEADBOLT LATCH



- Positive, spring loaded deadbolt
- Ideal for enclosure doors
- Stainless Steel bolt and spring



ITEM#	SERIES	A	B	C	D	E	F	G	H	J	K
655103	10/15	3.071"	.260"	1.496"	1.102"	1.043"	1.496"	1.378"	.630"	.197"	.059"

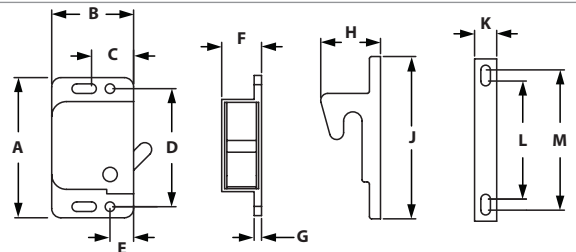
INCLUDED FASTENERS

ITEM#	QTY	DESCRIPTION
651022	4	1/4-20 SHCS
651163	4	1/4-20 Econ Tnut

GRABBER™ DOOR CATCH



- Mounts inside your enclosure
- Push to close, pull to open
- Spring loaded over center action
- 3 pull-up forces to choose from
- Corrosion resistant black ABS



ITEM#	PULL FORCE	SERIES	A	B	C	D	E	F	G	H	J	K	L	M
655067	3 lb	10/15	1.900"	1.110"	.570"	1.600"	.320"	.540"	.100"	.810"	2.200"	.300"	1.600"	1.900"
655085	5 lb	10/15	1.900"	1.110"	.570"	1.600"	.320"	.540"	.100"	.810"	2.200"	.300"	1.600"	1.900"
655118	10 lb	10/15	1.900"	1.110"	.570"	1.600"	.320"	.540"	.100"	.810"	2.200"	.300"	1.600"	1.900"

INCLUDED FASTENERS

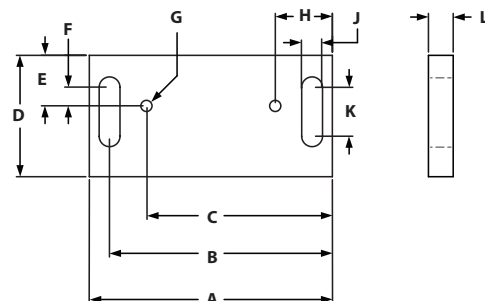
ITEM#	QTY	DESCRIPTION
651020	4	6-32 x 3/8" BHSCS

*Grabber™ Door Catch is a registered trademark of Southco, Inc.

GRABBER™ DOOR CATCH MOUNTING PLATES



◦ Mounts Grabber™ Door Catch to TSLOTS



ITEM#	SERIES	A	B	C	D	E	F	G	H	J	K
655117	10/15	3.000"	2.750"	2.295"	1.500"	.625"	.395"	6-32 Tap	.705"	.257"	.605"

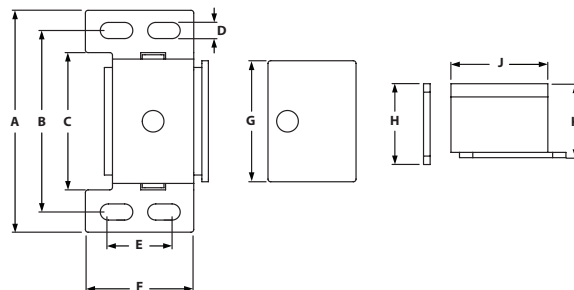
RECOMMENDED FASTENERS

ITEM#	SERIES	QTY	BOLT	TNUT	WASHER
651224	10	2	1/4-20 x 1/2" BHSCS	Drop-In	No
651130	10	2	1/4-20 x 1/2" BHSCS	Economy	No
651726	15	2	1/4-20 x 3/4" BHSCS	Drop-In	Yes
651727	15	2	1/4-20 x 3/4" BHSCS	Economy	Yes

MAGNETIC DOOR CATCH



- Ideal for latching panels in place
- Fasteners included
- To mount to extrusion, use Magnetic Door Catch Bracket above for 0° or 90° connection.



ITEM#	SERIES	A	B	C	D	E	F	G	H	J	K
655087	10/15	2.090"	1.570"	1.220"	.160"	.600"	1.000"	1.130"	.770"	.910"	.700"

INCLUDED FASTENERS

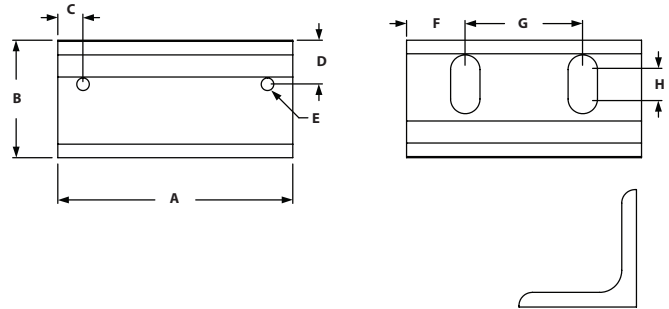
ITEM#	QTY	DESCRIPTION
651466	1	6-32 X 1/2 FHSCS
651020	2	6-32 X 3/8 BHSCS
651465	3	6-32 Black Zinc Tnut

TLOTS Hardware

MAGNETIC DOOR CATCH BRACKET



◦ Use with Magnetic Door Catch



ITEM#	SERIES	A	B	C	D	E-TAP	F	G	H
655471	10/15	2.000"	1.000"	.220"	.380"	6-32	.500"	1.000"	.250"

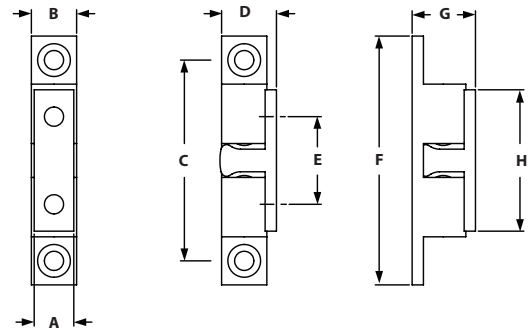
INCLUDED FASTENERS

ITEM#	QTY	DESCRIPTION
651021	2	1/4-20 x 1/2" BHSCS
651080	2	1/4" Washer
651163	2	1/4-20 Econ Tnut

DOUBLE BALL CATCH



◦ Brass - chrome plated
 ◦ Quick catch for doors, adjustable clamping force
 ◦ Can clamp in 2 positions (sideways/front)

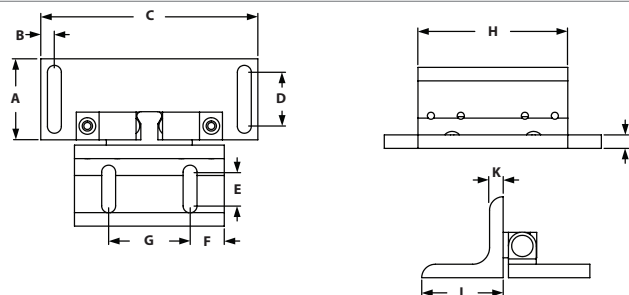


ITEM#	SERIES	A	B	C	D	E	F	G	H
657169	10/15	.472"	.512"	2.283"	.598"	1.181"	2.693"	.713"	1.583"

DOUBLE BALL CATCH ASSEMBLY



- Assembly comes with Ball catch bracket, plate, and Double Ball Catch, fasteners included
- Tension adjustable with two spring-loaded screws
- Strong and durable



ITEM#	SERIES	A	B	C	D	E	F	G	H	J	K	L
699769	10/15	1.500"	.250"	4.000"	1.000"	.625"	.630"	1.500"	2.760"	.250"	.250"	1.500"

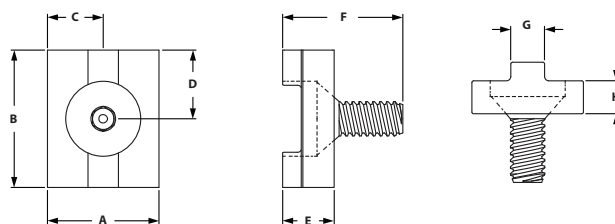
INCLUDED FASTENERS

ITEM#	QTY	DESCRIPTION
657169	1	Double Ball Catch
699766	1	Ball Catch Bracket
699768	1	Ball Catch Plate
651024	4	1/4-20 x 5/8" SHCS
651105	4	1/4-20 Econ Tnut
651680	4	M4 x .8 FHSCS

DOOR GLIDES



- Bolts to profile and rotates and the door moves
- Used for profiles to glide along the profile
- Made from UHMW polyethelene



ITEM#	SERIES	A	B	C	D	E	F	G	H
655065	10	.812"	1.000"	.406"	.500"	.375"	.875"	.246"	.240"
655066	15	1.240"	1.500"	.620"	.750"	.375"	.875"	.308"	.240"

INCLUDED FASTENERS

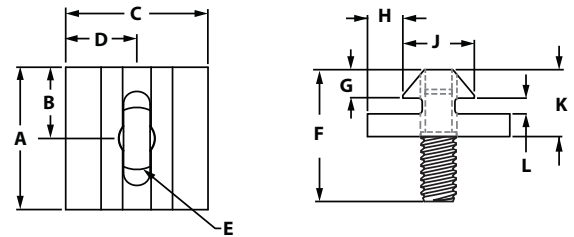
ITEM#	SERIES	QTY	DESCRIPTION
651180	10	1	1/4-20 x 5/8" FHSCS
651182	15	1	5/16-18 x 3/4" FHSCS

TSLOTS Hardware

TOP MOUNT BI-FOLD DOOR HANGER



- Allows you to make a sliding or bifold door without using a bottom sliding rail.
- Fastens to extrusion end
- Rotates freely as door pivots
- Made from UHMW polyethylene

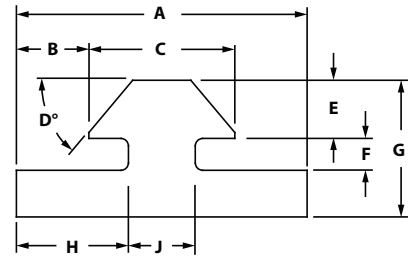


ITEM#	SERIES	THREAD	A	B	C	D	E	F	G	H	J	K	L
655057	10	1/4-20	1.000"	.500"	1.000"	.500"	1/4-20	.920"	.200"	.250"	.500"	.470"	.110"
655050	15	5/16-18	1.500"	.750"	1.500"	.750"	5/16-18	1.710"	.265"	.365"	.770"	.700"	.195"

TOP MOUNT BI-FOLD DOOR HANGER PROFILE

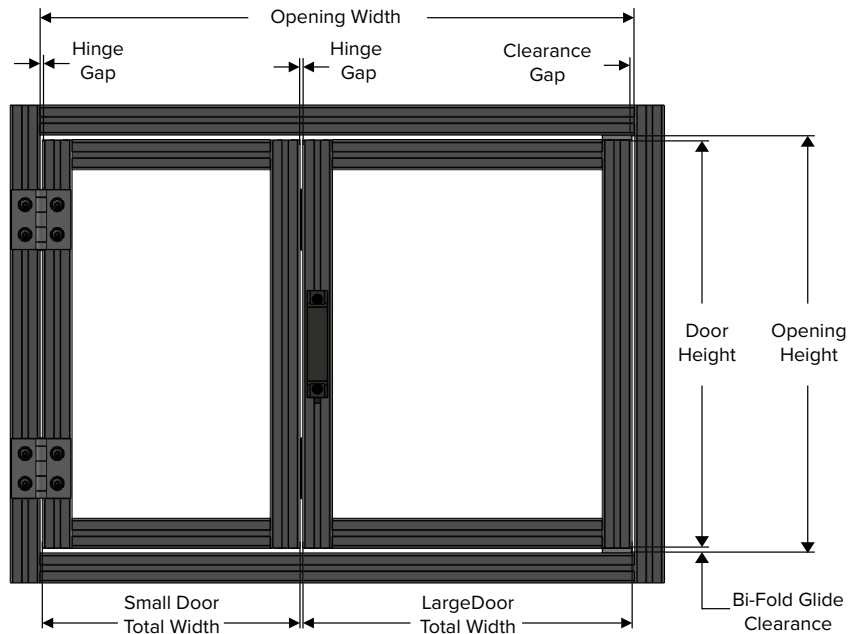


- Allows you to make your own door hangers
- Made from UHMW polyethylene



ITEM#	SERIES	LENGTH	A	B	C	D	E	F	G	H	J
657054	10	145"	1.000"	.250"	.500"	50°	.200"	.110"	.470"	.385"	.230"
657087	15	145"	1.500"	.365"	.770"	45°	.265"	.195"	.700"	.600"	.300"

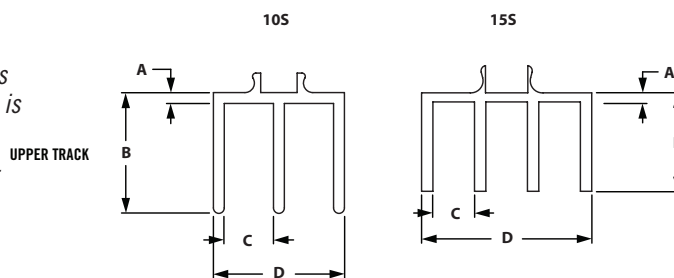
1. Select profile for building your bi-fold door. Typically the same as the frame.
2. Determine the opening width for your doors.
3. Select your hinge type and identify the hinge gap between profiles the for selected hinge.
4. Choose the total width for each inside door you wish to use, subtract all hinge and clearance gaps.



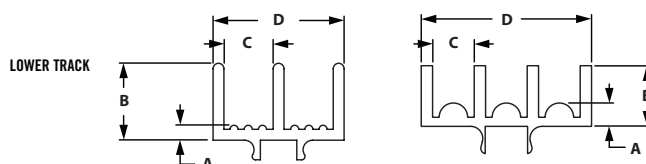
DOOR SLIDE TRACK



- Snaps into T-Slot
- Deeper slot in upper track allows panel to be inserted after frame is assembled
- Radius bearing surface in lower track allows for easier sliding



For panel height subtract
.500" from overall height

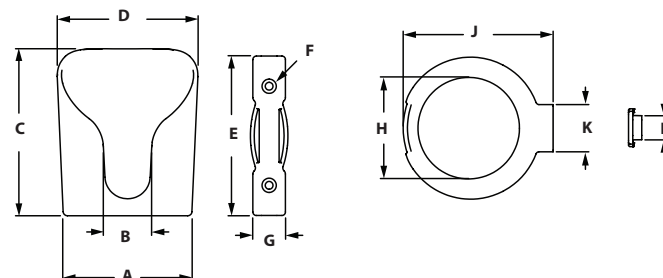


ITEM#	SERIES	TRACK	FINISH	LENGTH	A	B	C	D
655189	10	Upper	Clear	145"	.620"	.688"	.281"	.750"
655188	15	Upper	Clear	145"	.060"	.650"	.275"	1.125"
654188	15	Upper	Black	145"	.060"	.650"	.275"	1.125"
655191	10	Lower	Clear	145"	.085"	.438"	.281"	.750"
655190	15	Lower	Clear	145"	.154"	.400"	.275"	1.125"
654190	15	Lower	Black	145"	.154"	.400"	.275"	1.125"

CUP HOLDER



- Black Nylon



ITEM#	SERIES	VERSION	A	B	C	D	E	F	G	H	J	K	L
671078	15	Open Bottom	3.583"	1.339"	4.646"	3.909"	4.409"	.216"	.906"	2.795"	4.173"	1.299"	.276"
671079	15	Closed Bottom	3.583"	1.339"	4.646"	3.909"	4.409"	.216"	.906"	N/A	4.173"	1.299"	.276"

RECOMMENDED FASTENERS

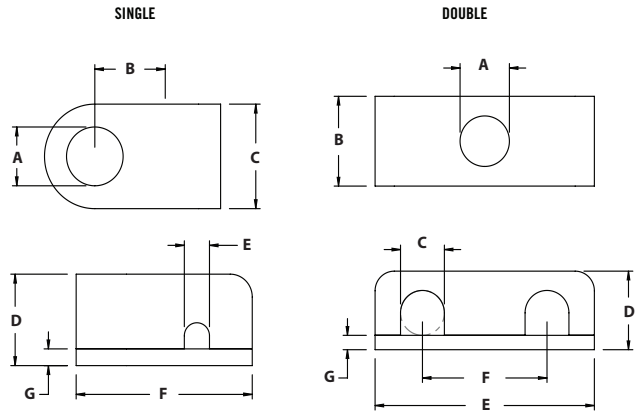
ITEM #'s	QTY	VERSION	DESCRIPTION
651728	2	Open Bottom	M5 x 16mm FHSCS & M5 Hammer Nut
651729	2	Closed Bottom	M5 x 20mm FHSCS & M5 Hammer Nut

TSLOTS Hardware

TUBE CLAMPS



- Organizes tubes and wires throughout your TSLOTS design
- Attaches easily to T-Slot
- Mounts 1/8" through 1" O.D. tubing and wires
- Oil, chemical and acid resistant
- Stackable design



SINGLE

ITEM#	SERIES	WIRE SIZE	A	B	C	D	E	F	G
655331	10/15	1/8"	.281"	.375"	.500"	.438"	.125"	.875"	.063"
655332	10/15	1/4"	.281"	.375"	.500"	.438"	.250"	.875"	.063"
655333	10/15	3/8"	.281"	.438"	.625"	.563"	.375"	1.063"	.063"
655334	10/15	1/2"	.281"	.563"	.813"	.875"	.500"	1.375"	.063"
655335	10/15	3/4"	.281"	.750"	.813"	1.188"	.750"	1.688"	.063"
655336	10/15	1"	.281"	.750"	.813"	1.188"	1.000"	1.688"	.063"

DOUBLE

ITEM#	SERIES	WIRE SIZE	A	B	C	D	E	F	G
655337	10/15	1/8"	.281"	.500"	.125"	.438"	1.250"	.688"	.063"
655338	10/15	1/4"	.281"	.500"	.250"	.438"	1.250"	.688"	.063"
655339	10/15	3/8"	.281"	.625"	.375"	.563"	1.563"	.875"	.063"
655340	10/15	1/2"	.281"	.813"	.500"	.875"	2.125"	1.188"	.063"
655341	10/15	3/4"	.281"	.813"	.750"	1.188"	2.813"	1.500"	.063"
655342	10/15	1"	.281"	.813"	1.000"	1.188"	2.813"	1.500"	.063"

10S RECOMMENDED FASTENERS

ITEM#	WIRE/TUBE SIZE	QTY	BOLT	TNUT
651117	1/8"	1	1/4-20 x 3/4" SHCS	Economy
651117	1/4"	1	1/4-20 x 3/4" SHCS	Economy
651118	3/8"	1	1/4-20 x 7/8" SHCS	Economy
651120	1/2"	1	1/4-20 x 1-1/4" SHCS	Economy
651121	3/4"	1	1/4-20 x 1-1/2" SHCS	Economy
651121	1"	1	1/4-20 x 1-1/2" SHCS	Economy

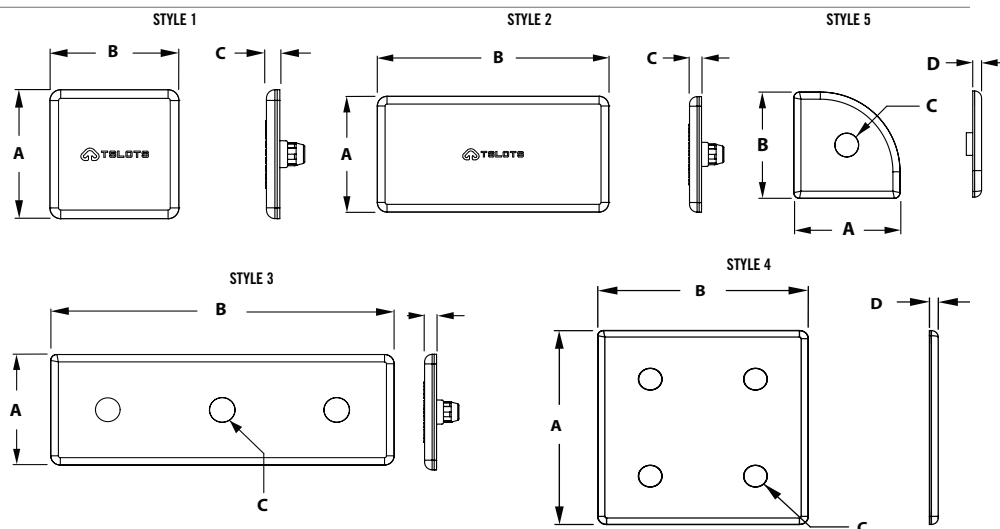
15S RECOMMENDED FASTENERS

ITEM#	WIRE/TUBE SIZE	QTY	BOLT	TNUT
651735	1/8"	1	1/4-20 x 7/8" SHCS	Economy
651735	1/4"	1	1/4-20 x 7/8" SHCS	Economy
651736	3/8"	1	1/4-20 x 1" SHCS	Economy
651737	1/2"	1	1/4-20 x 1-1/4" SHCS	Economy
651738	3/4"	1	1/4-20 x 1-1/2" SHCS	Economy
651738	1"	1	1/4-20 x 1-1/2" SHCS	Economy

END CAPS



- Allows you to cap off extrusion ends
- Can be mounted with 1/4-20 or 5/16-18 fasteners (tapped extrusion)



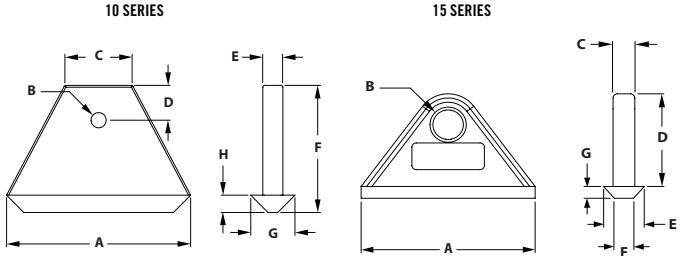
ITEM#	SERIES	COLOR	MATERIAL	STYLE	A	B	C	D
655000	10	Black	Nylon PA	1	1.000"	1.000"	.125"	
655025	15	Black	Nylon PA	1	1.500"	1.500"	.155"	
655850	15	Blue	Nylon PA	1	1.500"	1.500"	.155"	
655010	10	Black	Nylon PA	2	1.000"	2.000"	.125"	
655035	15	Black	Nylon PA	2	1.500"	3.000"	.155"	
655851	15	Blue	Nylon PA	2	1.500"	3.000"	.155"	
655015	10	Black	Nylon PA	3	1.000"	3.000"	.280"	.130"
655040	15	Black	Nylon PA	3	1.500"	4.500"	.340"	.130"
655020	10	Black	Nylon PA	4	2.000"	2.000"	.280"	.130"
655045	15	Black	Nylon PA	4	3.000"	3.000"	.340"	.130"
655005	10	Black	Nylon PA	5	1.000"	1.000"	.280"	.130"
655030	15	Black	Nylon PA	5	1.500"	1.500"	.340"	.130"

INCLUDED PUSH-IN FASTENERS

ITEM#	SERIES	HOLE DIAMETER
651084	10	.197"
651090	15	.250"

TSLOTS Hardware

TOOL HANGERS



- Ideal for hanging air tools, cable reels, heavy door panels or transporting cables
- Slides into the extrusion end and moves easily in the slot
- 100 lb. Capacity
- Snap Hook Tool “doesn’t” fit 10s hanger

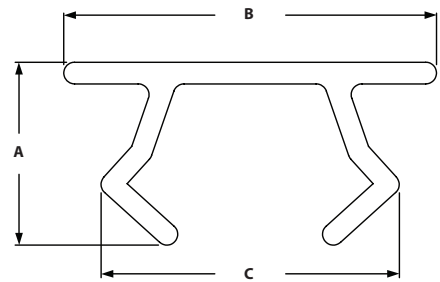
ITEM#	SERIES	A	B	C	D	E	F	G	H
655095	10	2.000"	.164"	.713"	.375"	.218"	1.370"	.480"	.187"
655096	15	2.362"	.413"	.295"	1.299"	.551"	.260"	.165"	N/A

ITEM#	SLOT
671018	Snap Hook Tool

ECONOMY TSLOT COVER



- Keeps dust and debris out of the T-slot
- Covers wires and tubes in T-slot
- Variety of colors available



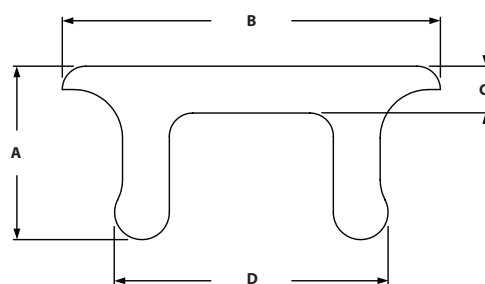
ITEM#	SERIES	LENGTH	COLOR	A	B	C
655520	10	72"	Yellow	.211"	.430"	.313"
655521	10	72"	Black	.211"	.430"	.313"
655522	10	72"	Gray	.211"	.430"	.313"
655523	15	72"	Yellow	.282"	.505"	.416"
655524	15	72"	Black	.282"	.505"	.416"
655525	15	72"	Gray	.282"	.505"	.416"
655526	15	72"	Red	.282"	.505"	.416"
655527	15	72"	Blue	.282"	.505"	.416"
655528	15	72"	Orange	.282"	.505"	.416"

Pressure Manifold Plates

DELUXE T SLOT COVER



- Keeps dust and debris out of the T-slot
- Covers wires and tubes in T-slot
- Thicker and more durable than Economy Tslot Cover

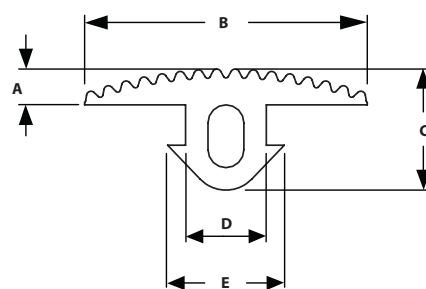


ITEM#	SERIES	LENGTH	COLOR	A	B	C	D
655105	15	96"	Black	.275"	.484"	.080"	.354"
655106	15	96"	Gray	.275"	.484"	.080"	.354"

T SLOT COVER PROFILE



- Can be used as an anti-slip stair tread
- Sold by the meter
- Specify desired length- 50 meters max length

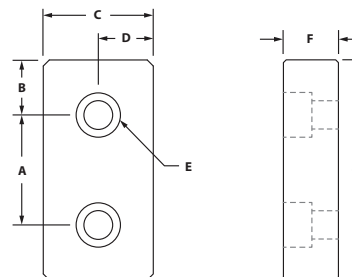


ITEM#	SERIES	A	B	C	D	E
655762	15	.157"	1.224"	.516"	.335"	.472"

2 HOLE BLANK PRESSURE MANIFOLDS



- Compatible with most fluids and gases
- Allows you to pressurize your machine
- 150 p.s.i. maximum pressure



ITEM#	SERIES	A	B	C	D	E-BOLT SIZE	F	G
655257	10	1.000"	.500"	1.000"	.500"	1/4 SHCS	.500"	2.000"
655256	15	1.500"	.750"	1.500"	.750"	5/16 SHCS	.750"	3.000"

INCLUDED FASTENERS

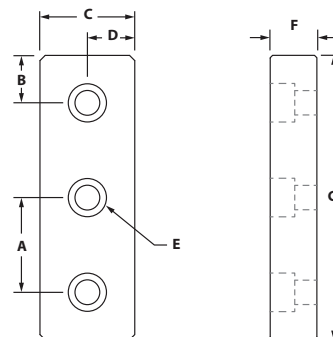
BOLT ITEM	SERIES	BOLT	QTY	GASKET	QTY
651028	10	1/4-20 x 7/8" SHCS	2	655142	1
651059	15	5/16-18 x 1" SHCS	2	655143	1

TSLOTS Hardware

3 HOLE BLANK PRESSURE MANIFOLDS



- Compatible with most fluids and gases
- Allows you to pressurize your machine
- 150 p.s.i. maximum pressure



ITEM#	SERIES	A	B	C	D	E-BOLT SIZE	F	G
655303	10	1.000"	.500"	1.000"	.500"	1/4 SHCS	.500"	3.000"
655150	15	1.500"	.750"	1.500"	.750"	5/16 SHCS	.750"	4.500"

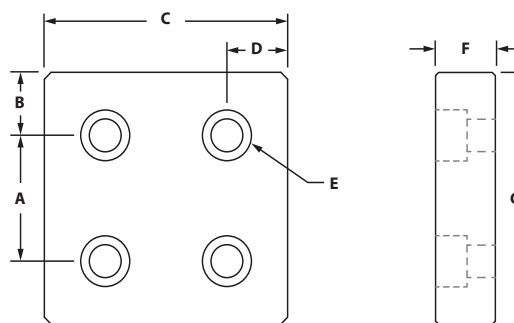
INCLUDED FASTENERS

BOLT ITEM	SERIES	BOLT	QTY	GASKET	QTY
651028	10	1/4-20 x 7/8" SHCS	3	655161	1
651059	15	5/16-18 x 1" SHCS	3	655125	1

4 HOLE BLANK PRESSURE MANIFOLDS



- Compatible with most fluids and gases
- Allows you to pressurize your machine
- 150 p.s.i. maximum pressure



ITEM#	SERIES	A	B	C	D	E-BOLT SIZE	F	G
655258	10	1.000"	.500"	2.000"	.500"	1/4 SHCS	.500"	2.000"
655259	15	1.500"	.750"	3.000"	.750"	5/16 SHCS	.750"	3.000"

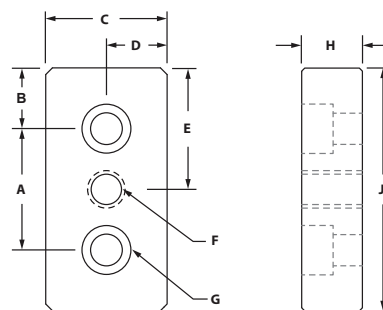
INCLUDED FASTENERS

BOLT ITEM	SERIES	BOLT	QTY	GASKET	QTY
651028	10	1/4-20 x 7/8" SHCS	4	655144	1
651059	15	5/16-18 x 1" SHCS	4	655145	1

3 HOLE END MOUNT PRESSURE MANIFOLDS



- Compatible with most fluids and gases
- Allows you to pressurize your machine
- 150 p.s.i. maximum pressure



ITEM#	SERIES	A	B	C	D	E	F-THREAD	G-BOLT SIZE	H	J
655141	10	1.000"	.500"	1.000"	.500"	1.000"	1/4" NPT	1/4 SHCS	.500"	2.000"
655140	15	1.500"	.750"	1.500"	.750"	1.500"	3/8" NPT	5/16 SHCS	.750"	3.000"

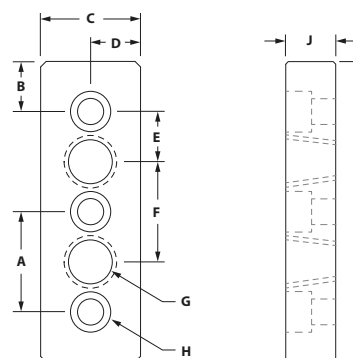
INCLUDED FASTENERS

BOLT ITEM	SERIES	BOLT	QTY	GASKET	QTY
651028	10	1/4-20 x 7/8" SHCS	2	655142	1
651059	15	5/16-18 x 1" SHCS	2	655143	1

5 HOLE END MOUNT PRESSURE MANIFOLDS



- Compatible with most fluids and gases
- Allows you to pressurize your manifold
- 150 p.s.i. maximum pressure



ITEM#	SERIES	A	B	C	D	E	F	G-THREAD	H-BOLT SIZE	J	K
655304	10	1.000"	.500"	1.000"	.500"	.500"	1.000"	1/4" NPT	1/4 SHCS	.500"	3.000"
655151	15	1.500"	.750"	1.500"	.750"	.750"	1.500"	3/8" NPT	5/16 SHCS	.750"	4.500"

INCLUDED FASTENERS

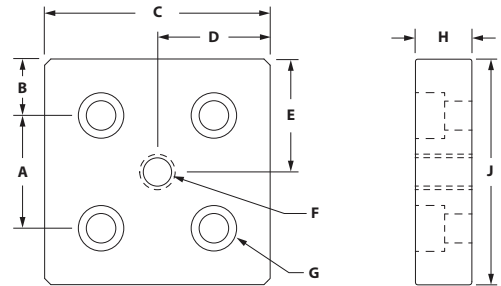
BOLT ITEM	SERIES	BOLT	QTY	GASKET	QTY
651028	10	1/4-20 x 7/8" SHCS	3	655161	1
651059	15	5/16-18 x 1" SHCS	3	655125	1

TSLOTS Hardware

5 HOLE SQUARE END MOUNT PRESSURE MANIFOLDS



- Compatible with most fluids and gases
- Allows you to pressurize your machine
- 150 p.s.i. maximum pressure



ITEM#	SERIES	A	B	C	D	E	F-THREAD	G-BOLT SIZE	H	J
655148	10	1.000"	.500"	2.000"	1.000"	1.000"	3/8" NPT	1/4 SHCS	.500"	2.000"
655149	15	1.500"	.750"	3.000"	1.500"	1.500"	1/2" NPT	5/16 SHCS	.750"	3.000"

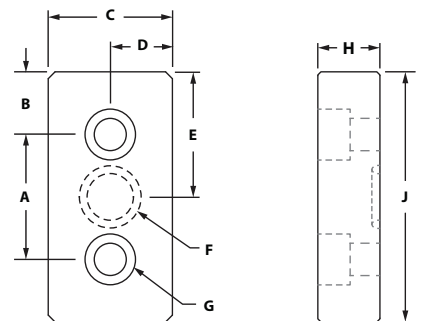
INCLUDED FASTENERS

BOLT ITEM	SERIES	BOLT	QTY	GASKET	QTY
651028	10	1/4-20 x 7/8" SHCS	4	655144	1
651059	15	5/16-18 x 1" SHCS	4	655145	1

BLANK SIDE MOUNT PRESSURE MANIFOLD



- Compatible with most fluids and gases
- Allows you to pressurize your machine
- 150 p.s.i. maximum pressure



ITEM#	SERIES	A	B	C	D	E	F-"O"RING	G-BOLT SIZE	H	J
655308	10	1.000"	.500"	1.000"	.500"	1.000"	1/2" OD	1/4 SHCS	.500"	2.000"
655307	15	1.500"	.750"	1.500"	.750"	1.500"	1" OD	5/16 SHCS	.750"	3.000"

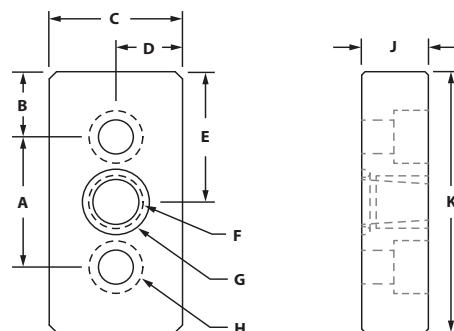
INCLUDED FASTENERS

BOLT ITEM	SERIES	QTY	BOLT	TNUT	TYPE	QTY	"O"RING	QTY
651022	10	2	1/4-20 x 1/2" SHCS	651163	Economy	2	655147	1
651057	15	2	5/16-18 x 7/8" SHCS	651097	Economy	2	655146	1

3 HOLE SIDE MOUNT PRESSURE MANIFOLD



- Compatible with most fluids and gases
- Allows you to pressurize your machine
- 150 p.s.i. maximum pressure



ITEM#	SERIES	A	B	C	D	E	F-THREAD	G-"O"RING	H-BOLT SIZE	J	K
655300	10	1.000"	.500"	1.000"	.500"	1.000"	1/8" NPT	1/2" OD	1/4 SHCS	.500"	2.000"
655301	15	1.500"	.750"	1.500"	.750"	1.500"	1/4" NPT	1" OD	5/16 SHCS	.750"	3.000"
655302	15	1.500"	.750"	1.500"	.750"	1.500"	3/8" NPT	1" OD	5/16 SHCS	.750"	3.000"

INCLUDED FASTENERS

BOLT ITEM	SERIES	QTY	BOLT	TNUT	TYPE	QTY	"O"RING	QTY
651022	10	2	1/4-20 x 1/2" SHCS	651163	Economy	2	655147	1
651057	15	2	5/16-18 x 7/8" SHCS	651097	Economy	2	655146	1

REPLACEMENT GASKETS AND O-RINGS

GASKETS

ITEM#	SIZE	MATERIAL
655142	1" x 2"	CR-20*
655144	2" x 2"	CR-20*
655143	1.5" x 3"	CR-20*
655125	1.5" x 4.5"	CR-20*
655145	3" x 3"	CR-20*

O-Rings

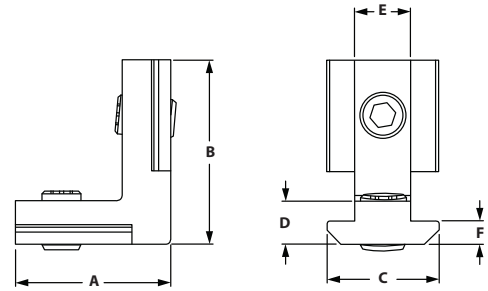
ITEM#	SIZE	MATERIAL
655147	1" x 2"	Rubber
655146	1.5" x 3"	Rubber

TSLOTS Hardware

INNER CONNECTORS



- Connects two extrusions at a 90° angle
- No machining required

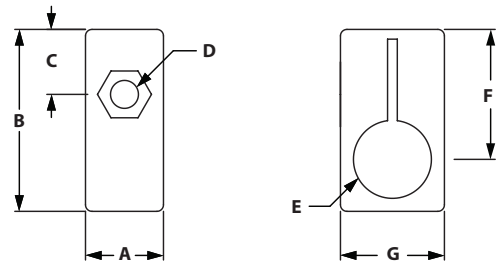


ITEM#	SERIES	A	B	C	D	E	F
671653	10	.827"	.827"	.445"	.177"	.236"	.118"
671654	15	.827"	1.181"	.622"	.307"	.315"	.150"

SENSOR MOUNTING BLOCK



- Attach sensors to extrusion profiles, fully adjustable
- Black, fiberglass reinforced nylon



ITEM#	SERIES	A	B	C	D	E	F	G
655764	10/15	.472"	1.102"	.394"	.169"	.256"	.787"	.630"

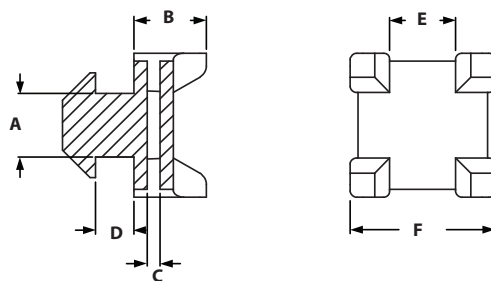
RECOMMENDED FASTENERS

ITEM #'s	SERIES	QTY	DESCRIPTION
651730	10	1	8-32 x 3/4" SHCS & 8-32 Drop-in Tnut
651731	15	1	8-32 x 1" SHCS & 8-32 Drop-in Tnut

CROSS CABLE BINDING BLOCK



- To secure cables to extrusion in two directions
- Can be mounted into the slot by a quarter turn
- Fiberglass reinforced nylon



ITEM#
671042

SERIES
15

A
.315"

B
.433"

C
.079"

D
.157"

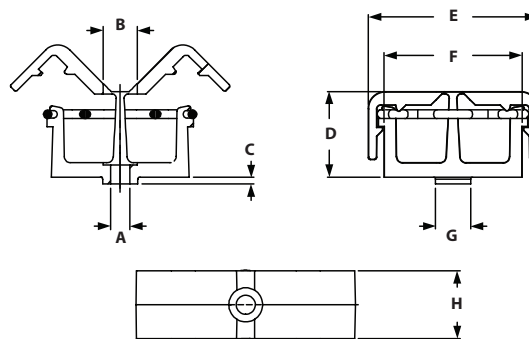
E
.393"

F
.866"

CLIP CABLE BINDER



- Max cable diameter 0.5"
- Fix cables to without need of cable ties
- Can be opened and closed



ITEM#
671089

SERIES
15

A
.177"

B
.315"

C
.181"

D
.787"

E
1.575"

F
1.283"

G
.315"

H
.630"

RECOMMENDED FASTENERS

ITEM #'s
651732

SERIES
15

QTY
1

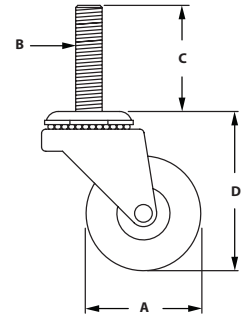
DESCRIPTION
8-32 x 5/8" SHCS & 8-32 Drop-In Tnut

Casters

THREADED STEM SWIVEL CASTERS



- Mounts directly to 15S extrusion end or 10S & 15S base plates
- 70-150 lb. Capacity
- See page 156-159 for base plates

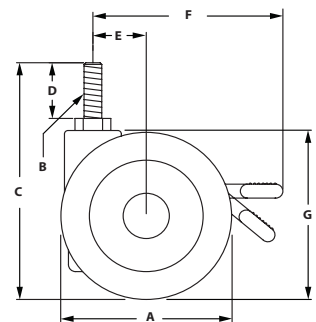


ITEM#	SERIES	CAPACITY	A	B	C	D-LOAD HEIGHT	WHEEL COLOR	BRAKE
655231	10/15	70 lbs	1.620"	3/8-16	1.500"	2.250"	Black	No
655232	10/15	75 lbs	2.000"	3/8-16	1.500"	2.600"	Black	Yes
655233	10/15	95 lbs	3.000"	3/8-16	1.500"	3.600"	Black	Yes
655234	10/15	110 lbs	4.000"	7/16-14	1.500"	4.750"	Black	Yes
655235	10/15	125 lbs	5.000"	7/16-14	1.500"	5.800"	Black	Yes
655236	10/15	150 lbs	5.000"	7/16-14	1.500"	5.800"	Black	Yes

FURNITURE STYLE CASTERS

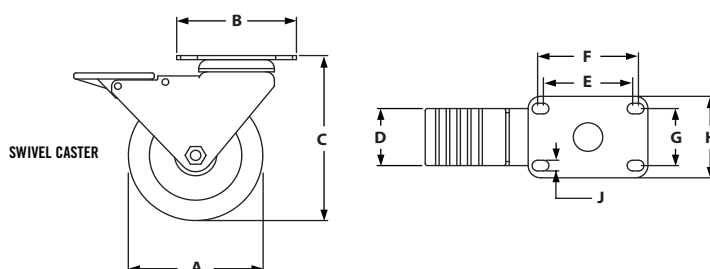
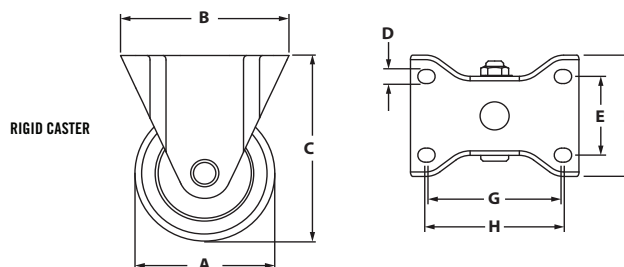


- Brake kits are optional on Furniture Style Casters
- Mounts directly to 15S extrusion end or 10S & 15S base plates
- 165 lb. to 265 lb. Capacity
- See page 156-159 for base plates



ITEM#	SERIES	CAPACITY	A	B	C	D	E	F	G-LOAD HEIGHT	WHEEL COLOR	BRAKE
655225	10/15	165 lbs	2.850"	3/8-16	4.400"	1.000"	.944"	3.660"	3.150"	Black	No
655226	10/15	165 lbs	2.850"	3/8-16	4.400"	1.000"	.944"	3.660"	3.150"	Black	Yes
655227	10/15	225 lbs	3.930"	3/8-16	5.820"	1.000"	1.370"	4.880"	4.330"	Black	No
655228	10/15	225 lbs	3.930"	3/8-16	5.820"	1.000"	1.370"	4.880"	4.330"	Black	Yes
655229	10/15	265 lbs	4.920"	1/2-13	6.730"	1.000"	1.370"	5.750"	5.240"	Black	No
655230	10/15	265 lbs	4.920"	1/2-13	6.730"	1.000"	1.370"	5.750"	5.240"	Black	Yes

FLANGE MOUNT CASTERS



◦ 165 lb. to 265 lb. Capacity

◦ See page 151 for Flange Mount Base Plates

RIGID CASTERS

ITEM#	SERIES	CAPACITY	A	B	C-LOAD HEIGHT	D	E	F	G	H	WHEEL COLOR
655239	10/15	210 lbs	3.000"	3.625"	3.813"	.328"	1.750"	2.375"	2.875"	3.000"	Black
655241	10/15	255 lbs	4.000"	3.625"	5.125"	.328"	1.750"	2.375"	2.875"	3.000"	Grey
655243	10/15	280 lbs	5.000"	3.625"	6.188"	.328"	1.750"	2.375"	2.875"	3.000"	Grey

SWIVEL CASTERS

ITEM#	SERIES	CAPACITY	A	B	C-LOAD HEIGHT	D	E	F	G	H	J	WHEEL COLOR	BRAKE
655245	10/15	210 lbs	3.000"	3.630"	4.125"	1.750"	2.813"	3.063"	1.75	2.500"	.340"	Black	Yes
655247	10/15	255 lbs	4.000"	3.630"	5.125"	1.750"	2.813"	3.063"	1.75	2.500"	.340"	Grey	Yes
655249	10/15	280 lbs	5.000"	3.630"	6.188"	1.750"	2.813"	3.063"	1.75	2.500"	.340"	Grey	Yes

RECOMMENDED FASTENERS (MOUNT TO BASE PLATE)

ITEM#	QTY	BOLT
651050	4	5/16-18 x 5/8" SHCS

Casters

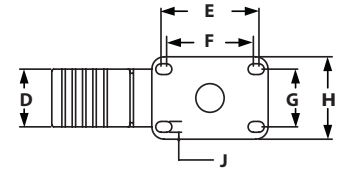
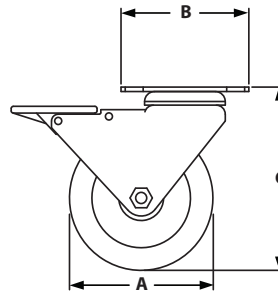
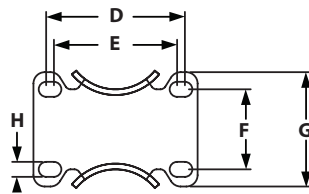
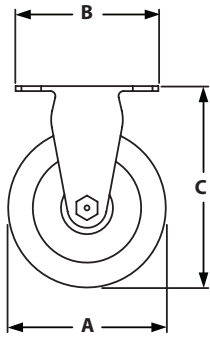
DELUXE FLANGE MOUNT CASTERS



- Total Lock brakes on all swivel casters – Press to lock – Press to unlock
- Double ball hardened raceways
- Zerk fittings in wheel bearing
- See page 151 for Flange Mount Base Plates

RIGID CASTER

SWIVEL CASTER



RIGID CASTERS

ITEM#	SERIES	CAPACITY	A	B	C-LOAD HEIGHT	D	E	F	G	H	J	WHEEL COLOR
655252	10/15	250 lbs	4.000"	3.630"	5.125"	1.750"	3.063"	2.813"	1.750"	2.500"	.340"	Dark Red
655253	10/15	250 lbs	5.000"	3.630"	6.187"	1.750"	3.063"	2.813"	1.750"	2.500"	.340"	Dark Red


SWIVEL CASTERS

ITEM#	SERIES	CAPACITY	A	B	C-LOAD HEIGHT	D	E	F	G	H	WHEEL COLOR	BRAKE
655250	10/15	250 lbs	4.000"	3.630"	5.125"	3.063"	2.813"	1.750"	2.500"	.340"	Dark Red	Yes
655251	10/15	250 lbs	5.000"	3.630"	6.187"	3.063"	2.813"	1.750"	2.500"	.340"	Dark Red	Yes

RECOMMENDED FASTENERS (MOUNT TO BASE PLATE)

ITEM#	QTY	BOLT
651050	4	5/16-18 x 5/8" SHCS

HEAVY DUTY FLANGE MOUNT CASTERS



RIGID CASTER

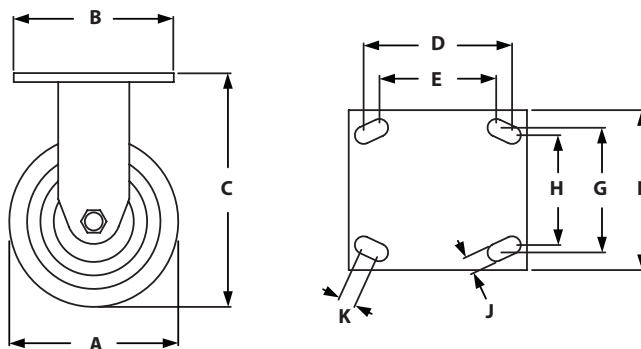


SWIVEL CASTER



SWIVEL CASTER W/BRAKE

- Comes in 5" and 6" diameters
- 425 lb. to 900 lb. capacity
- See page 152 for Heavy Duty Flange Mount Base Plates



RIGID CASTERS

ITEM#	SERIES	CAPACITY	A	B	C-LOAD HEIGHT	D	E	F	G	H	J	K	WHEEL COLOR	BRAKE
655459	15	425 lbs	5.000"	4.500"	6.500"	3.620"	3.000"	4.000"	3.000"	2.620"	.420"	.562"	Gray	No
655461	15	475 lbs	6.000"	4.500"	7.500"	3.620"	3.000"	4.000"	3.000"	2.620"	.420"	.562"	Black	No
655463	15	750 lbs	5.000"	4.500"	6.500"	3.620"	3.000"	4.000"	3.000"	2.620"	.420"	.562"	Dark Red	No
655465	15	900 lbs	6.000"	4.500"	7.500"	3.620"	3.000"	4.000"	3.000"	2.620"	.420"	.562"	Dark Red	No

SWIVEL CASTERS

ITEM#	SERIES	CAPACITY	A	B	C-LOAD HEIGHT	D	E	F	G	H	J	K	WHEEL COLOR	BRAKE
655458	15	425 lbs	5.000"	4.500"	6.500"	3.620"	3.000"	4.000"	3.000"	2.620"	.420"	.562"	Gray	No
655460	15	475 lbs	6.000"	4.500"	7.500"	3.620"	3.000"	4.000"	3.000"	2.620"	.420"	.562"	Black	No
655462	15	750 lbs	5.000"	4.500"	6.500"	3.620"	3.000"	4.000"	3.000"	2.620"	.420"	.562"	Dark Red	No
655744	15	700 lbs	6.000"	4.500"	7.500"	3.625"	3.000"	4.000"	3.000"	2.625"	.420"	.562"	Black	Yes
655464	15	900 lbs	6.000"	4.500"	7.500"	3.620"	3.000"	4.000"	3.000"	2.620"	.420"	.562"	Dark Red	No

RECOMMENDED FASTENERS (MOUNT TO BASE PLATE)

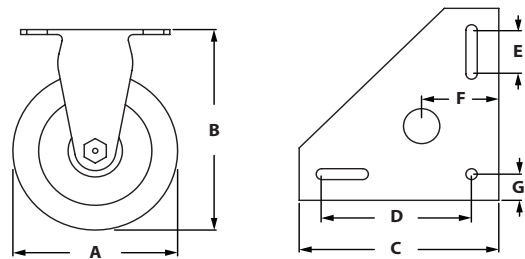
ITEM#	QTY	BOLT
651062	4	3/8-16 x 3/4" SHCS

Casters

TRIANGULAR TOP PLATE CASTERS



- Triangular Top Plate mounts directly to extrusion
- Triangular Top Plate Caster features both swivel and wheel lock



ITEM#	SERIES	CAPACITY	A	B-LOAD HEIGHT	C	D	E	F	G	WHEEL COLOR	BRAKE
655254	10/15	250 lbs	4.000"	5.750"	5.500"	4.125"	1.250"	2.125"	.750"	Green	Yes
681916	10/15	250 lbs	4.000"	5.750"	5.500"	4.125"	1.250"	2.125"	.750"	Gray	Yes
681917	10/15	275 lbs	5.000"	5.750"	5.500"	4.125"	1.250"	2.125"	.750"	Gray	Yes

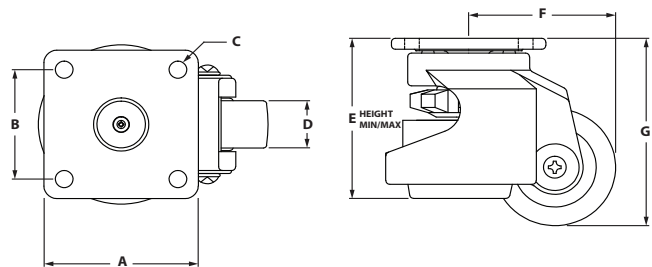
RECOMMENDED FASTENERS

ITEM#	SERIES	QTY	BOLT	TNUT	WASHER
651238	10	3	1/4-20 x 1/2" SHCS	Economy	Yes
651209	15	3	5/16-18 x 5/8" SHCS	Economy	Yes

LEVELING CASTERS



- Leveling and mobility features
- Available in 3 sizes
- See page 152 for base plate options



ITEM#	SERIES	CAPACITY	A	B	C	D	E	F	G	WHEEL COLOR
659433	15	550 lbs	2.874"	2.283"	.276"	.945"	2.705"/3.650"	2.362"	3.229"	Black
680466	15	1300 lbs	3.543"	2.756"	.315"	1.142"	3.429"/4.607"	3.051"	4.016"	Black
655714	15	2200 lbs	3.740"	2.756"	.433"	1.193"	4.035"/5.196"	3.563"	4.724"	Black

RECOMMENDED FASTENERS (MOUNT TO BASE PLATE)

ITEM#	QTY	BOLT	BASE PLATE # FOR	CASTER #
651027	4	1/4-20 x 3/4" SHCS	659432	659433
651052	4	5/16-18 x 3/4" SHCS	680465	680466
651062	4	3/8-16 x 3/4" SHCS	655715	655714

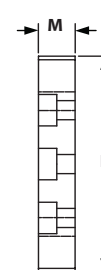
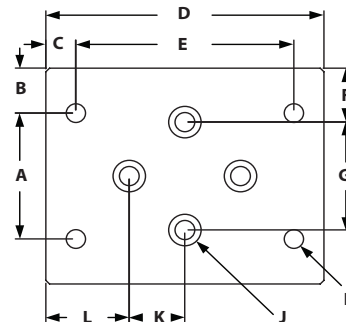
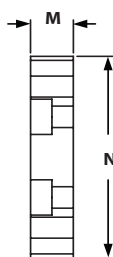
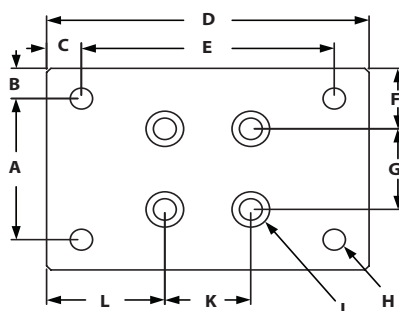
FLANGE MOUNT CASTER BASE PLATE



- Mounts Flange Mount Caster and Deluxe Flange Mount Caster to extrusion
- Mount Base Plate to either extrusion end or slot

STYLE 1

STYLE 2



STYLE 1

ITEM#	FINISH	SERIES	A	B	C	D	E	F	G	H-TAP	J	K	L	M	N
655279	Clear	10	1.750"	.375"	.405"	3.750"	2.940"	.750"	1.000"	5/16-18	1/4-20	1.000"	1.375"	.500"	2.500"
655281	Clear	15	1.750"	.625"	.405"	3.750"	2.940"	.750"	1.500"	5/16-18	1/4-20	1.500"	1.375"	.750"	3.000"
654281	Black	15	1.750"	.625"	.405"	3.750"	2.940"	.750"	1.500"	5/16-18	1/4-20	1.500"	1.375"	.750"	3.000"

STYLE 2

ITEM#	FINISH	SERIES	A	B	C	D	E	F	G	H-TAP	J	K	L	M	N
655280	Clear	10	1.750"	.375"	.405"	3.750"	2.940"	.750"	1.000"	5/16-18	1/4-20	1.000"	1.175"	.500"	2.500"
655287	Clear	15	1.750"	.625"	.405"	3.750"	2.940"	.750"	1.500"	5/16-18	1/4-20	1.500"	1.175"	.750"	3.000"

RECOMMENDED FASTENERS (EXTRUSION SLOT)

ITEM#	SERIES	QTY	BOLT	TNUT
651234	10	4	1/4-20 x 1/2" SHCS	Economy
651205	15	4	5/16-18 x 7/8" SHCS	Economy

RECOMMENDED FASTENERS (EXTRUSION END)

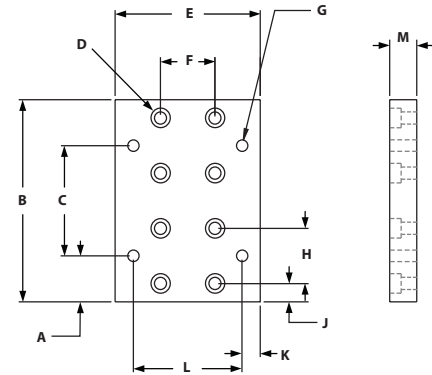
ITEM#	SERIES	QTY	BOLT
651027	10	4	1/4-20 x 1/2" SHCS
651059	15	4	5/16-18 x 1" SHCS

Caster Base Plates

HEAVY DUTY FLANGE MOUNT CASTER PLATE



- Mount heavy duty casters to your TSLOTS frame
- Can mount on side or end of extrusion
- Can also be used as a joining plate



ITEM#	SERIES	A	B	C	D	E	F	G-TAP	H	J	K	L	M
655137	15	1.250"	5.500"	3.000"	5/16-18	4.000"	1.500"	3/8-16	1.500"	.500"	.500"	3.000"	.750"

RECOMMENDED FASTENERS (EXTRUSION SLOT)

ITEM#	SERIES	QTY	BOLT	TNUT
651205	15	8	5/16-18 x 7/8" SHCS	Economy

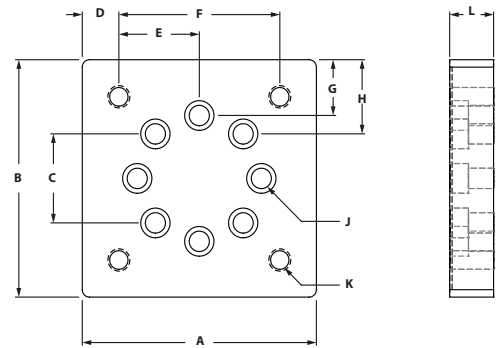
RECOMMENDED FASTENERS (EXTRUSION END)

ITEM#	QTY	BOLT
651059	8	5/16-18 x 1" SHCS

LEVELING CASTER BASE PLATES



- Mount leveling casters to your TSLOTS frame
- Mount Base Plate to either extrusion end or slot
- See page 150 for casters



ITEM#	SERIES	A	B	C	D	E	F	G	H	J	K-THREAD	L
659432	15	3.000"	3.000"	1.500"	.358"	1.142"	2.280"	.440"	.750"	5/16-18 SHCS	1/4-20	.750"
680465	15	3.500"	3.500"	1.500"	.375"	1.375"	2.750"	.689"	1.000"	5/16-18 SHCS	5/16-18	.750"
655715	15	4.000"	4.000"	1.500"	.625"	1.375"	2.750"	.940"	1.250"	5/16-18 SHCS	3/8-16	.750"

RECOMMENDED FASTENERS (EXTRUSION SLOT)

ITEM#	SERIES	QTY	BOLT	TNUT
651205	15	4	5/16-18 x 7/8" SHCS	Economy

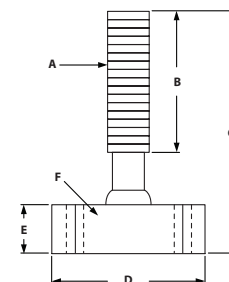
RECOMMENDED FASTENERS (EXTRUSION END)

ITEM#	QTY	BOLT
651060	4	5/16-18 x 1 1/4" SHCS

LARGE BASE GLIDES



- 3/8-16 can mount directly into 15 S extrusion end
- Ideal for heavy duty frames
- Large Base diameter - Nylon
- See pages 156-159 for base plates

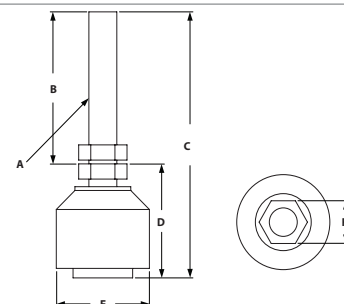


ITEM#	SERIES	A	B	C	D	E	F	LOAD CAPACITY
655167	10/15	3/8-16	3.000"	4.430"	1.970"	.700"	.256"	4000 lbs
655168	10/15	1/2-13	3.000"	4.430"	1.970"	.700"	.256"	4000 lbs
655165	10/15	3/8-16	3.000"	4.430"	3.150"	.700"	.354"	5000 lbs
655166	10/15	1/2-13	3.000"	4.430"	3.150"	.700"	.354"	5000 lbs

ECONOMY ANTI-VIBRATION MOUNT



- Reduces vibration transmission
- Level high precision or computerized machinery
- Gold irridite finish
- Black rubber vibration pad
- See pages 156-159 for base plates

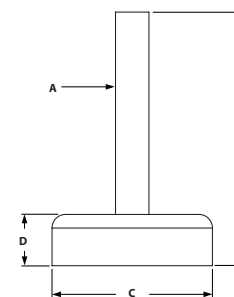


ITEM#	SERIES	A	B	C	D	E	F	LOAD CAPACITY
655185	10/15	3/8-16	2.000"	3.500"	1.500"	1.250"	.562"	100 lbs
655186	10/15	1/2-13	2.000"	3.750"	1.750"	1.875"	.625"	240 lbs
655187	10/15	3/4-10	2.000"	4.125"	2.125"	3.000"	1.062"	650 lbs

NYLON LEVELING FEET



- 3/8 - 16 Foot can mount directly into 15 S extrusion end
- Ideal for light duty machines, cabinets, workstations or office furniture
- Large base diameter - Nylon
- See pages 156-159 for base plates



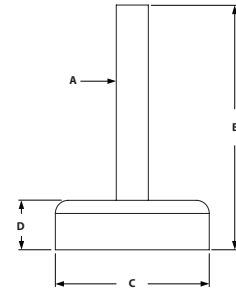
ITEM#	SERIES	A	B	C	D	LOAD CAPACITY
655782	10/15	1/4-20	1.870"	1.570"	.708"	1900 lbs
655789	10/15	5/16-18	3.210"	2.320"	.708"	1900 lbs
655797	10/15	3/8-16	2.710"	3.110"	.708"	1900 lbs
655808	10/15	1/2-13	3.210"	3.890"	.708"	1900 lbs

TSLOTS Hardware

DIE CAST LEVELING FEET



- Threads directly into extrusion end or into 10 and 15 Series base plates
- Ideal for medium duty machines, cabinets, workstations or office furniture
- Large base diameter - Die-cast
- See pages 156-159 for base plates

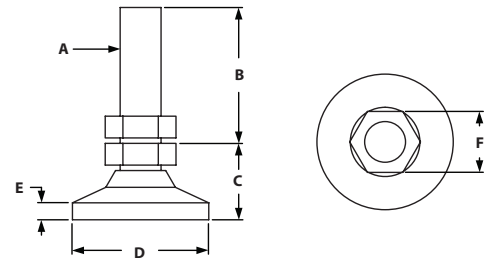


ITEM#	SERIES	A	B	C	D	LOAD CAPACITY
655784	10/15	1/4-20	1.870"	1.570"	0.708	460 lbs
655792	10/15	5/16-18	3.210"	2.320"	0.708	770 lbs
655804	10/15	3/8-16	2.390"	3.110"	0.708	1035 lbs
655801	10/15	1/2-13	3.210"	3.110"	0.708	1035 lbs
655812	10/15	3/4-10	3.710"	3.890"	0.708	5300 lbs

DELUXE LEVELING FEET



- Threads directly into extrusion end or into 10 and 15 Series base plates
- Jam nut included
- Pivots 20 degrees to accommodate uneven floors
- See pages 156-159 for base plates

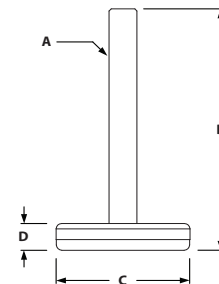


ITEM#	SERIES	A	B	C	D	E	F	LOAD CAPACITY
655175	10/15	1/4-20	1.000"	.970"	1.000"	.156"	.500"	1000 lbs
655634	10/15	5/16-18	1.780"	1.125"	1.250"	.250"	.630"	2300 lbs
655173	10/15	3/8-16	1.710"	1.200"	1.250"	.188"	.625"	3750 lbs
655178	10/15	1/2-13	1.610"	1.500"	1.875"	.250"	.750"	5000 lbs
655180	10/15	3/4-10	1.560"	1.895"	3.000"	.500"	1.062"	7400 lbs

FLOOR GLIDES



- Threads directly into extrusion end or into 10 and 15 Series base plates
- See pages 156-159 for base plates

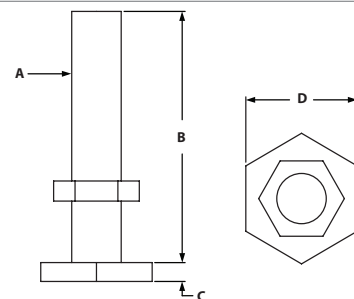


ITEM#	SERIES	A	B	C	D	LOAD CAPACITY
655169	10/15	1/4-20	2.250"	1.200"	.378"	250 lbs
655170	10/15	5/16-18	2.250"	2.030"	.578"	250 lbs
655171	10/15	3/8-16	2.250"	2.400"	.468"	250 lbs
655172	10/15	1/2-13	2.250"	2.800"	.542"	500 lbs

ECONOMY LEVELING FEET

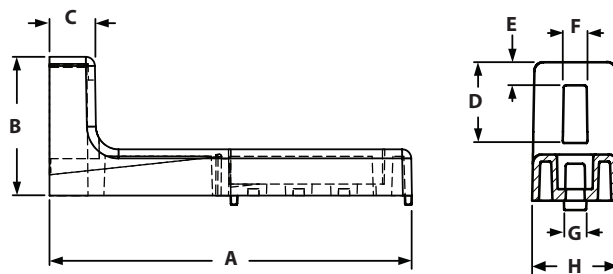


- Threads directly into extrusion end or into 10 and 15 Series base plates
- Jam nut included
- 1050 lb. to 4700 lb. capacity
- See pages 156-159 for base plates



ITEM#	SERIES	A	B	C	D	LOAD CAPACITY
655176	10/15	1/4-20	1.250"	.094"	.563"	1050 lbs
655177	10/15	5/16-18	1.500"	.109"	.750"	1750 lbs
655174	10/15	3/8-16	2.000"	.141"	.875"	2550 lbs
655179	10/15	1/2-13	2.500"	.172"	1.063"	7400 lbs

DIE-CAST FLOOR BRACKET



◦ Adjustable height up to 2.83"

ITEM#	SERIES	A	B	C	D	E	F	G	H
655766	15	6.300"	2.362"	.787"	1.378"	.394"	.394"	.315"	1.496"

RECOMMENDED FASTENER

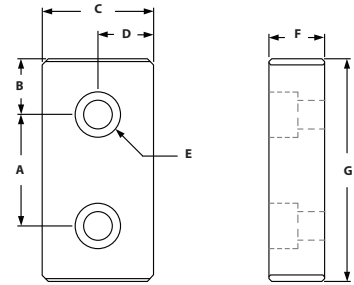
ITEM#	QTY	BOLT	TNUT
651201	3	5/16-18 x 5/8" SHCS	Economy

TSLOTS Hardware

2 HOLE BLANK BASE PLATE



- Mounts leveling feet and threaded stem casters to TSLOTS-requires machining
- Bolts in extrusion end or in T-Slot
- See pages 153-155 for leveling feet
- See page 146 for threaded stem casters



ITEM#	SERIES	A	B	C	D	E-BOLT SIZE	F	G
655662	10	1.000"	.500"	1.000"	.500"	1/4 SHCS	.500"	2.000"
655658	15	1.500"	.750"	1.500"	.750"	5/16 SHCS	.750"	3.000"

RECOMMENDED FASTENERS (EXTRUSION SLOT)

ITEM#	SERIES	QTY	BOLT	TNUT
651234	10	2	1/4-20 x 1/2" SHCS	Economy
651205	15	2	5/16-18 x 7/8" SHCS	Economy

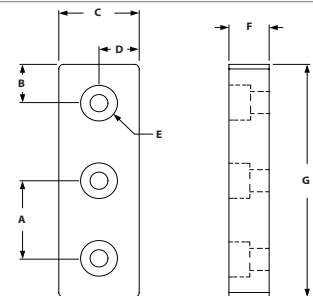
RECOMMENDED FASTENERS (EXTRUSION END)

ITEM#	SERIES	QTY	BOLT
651027	10	2	1/4-20 x 3/4" SHCS
651059	15	2	5/16-18 x 1" SHCS

3 HOLE BLANK BASE PLATE



- Mounts leveling feet and threaded stem casters to TSLOTS-requires machining
- Bolts in extrusion end or in T-Slot
- See pages 153-155 for leveling feet
- See page 146 for threaded stem casters



ITEM#	SERIES	A	B	C	D	E-BOLT SIZE	F	G
655660	15	1.500"	.750"	1.500"	.750"	5/16-18	.750"	4.500"

RECOMMENDED FASTENERS (EXTRUSION SLOT)

ITEM#	SERIES	QTY	BOLT	TNUT
651205	15	3	5/16-18 x 7/8" SHCS	Economy

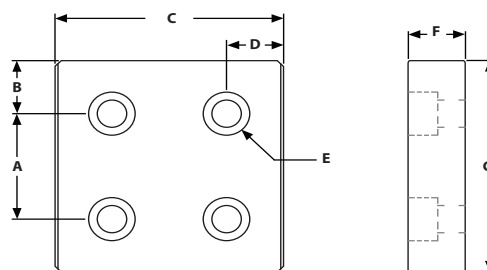
RECOMMENDED FASTENERS (EXTRUSION END)

ITEM#	SERIES	QTY	BOLT
651059	15	3	5/16-18 x 1" SHCS

4 HOLE BLANK BASE PLATE



- Mounts leveling feet and threaded stem casters to TLOTS-requires machining
- Bolts in extrusion end or in T-Slot
- See pages 153-155 for leveling feet
- See page 146 for threaded stem casters



ITEM#	SERIES	A	B	C	D	E-BOLT SIZE	F	G
655663	10	1.000"	.500"	2.000"	.500"	1/4 SHCS	.500"	2.000"
655659	15	1.500"	.750"	3.000"	.750"	5/16 SHCS	.750"	3.000"

RECOMMENDED FASTENERS (EXTRUSION SLOT)

ITEM#	SERIES	QTY	BOLT	TNUT
651234	10	4	1/4-20 x 1/2" SHCS	Economy
651205	15	4	5/16-18 x 7/8" SHCS	Economy

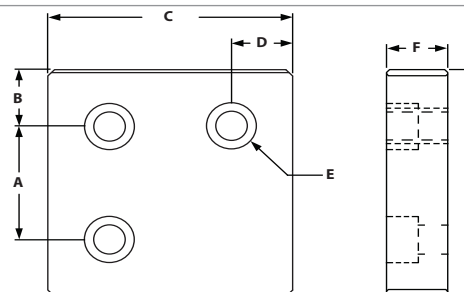
RECOMMENDED FASTENERS (EXTRUSION END)

ITEM#	SERIES	QTY	BOLT
651027	10	4	1/4-20 x 3/4" SHCS
651059	15	4	5/16-18 x 1" SHCS

3 HOLE CORNER BLANK BASE PLATE



- Mounts leveling feet and threaded stem casters to TLOTS-requires machining
- Bolts in extrusion end or in T-Slot
- See pages 153-155 for leveling feet
- See pages 146 for threaded stem casters



ITEM#	SERIES	A	B	C	D	E-BOLT SIZE	F	G
655664	10	1.000"	.500"	2.000"	.500"	1/4 SHCS	.500"	2.000"
655665	15	1.500"	.750"	3.000"	.750"	5/16 SHCS	.750"	3.000"

RECOMMENDED FASTENERS (EXTRUSION SLOT)

ITEM#	SERIES	QTY	BOLT	TNUT
651234	10	3	1/4-20 x 1/2" SHCS	Economy
651205	15	3	5/16-18 x 7/8" SHCS	Economy

RECOMMENDED FASTENERS (EXTRUSION END)

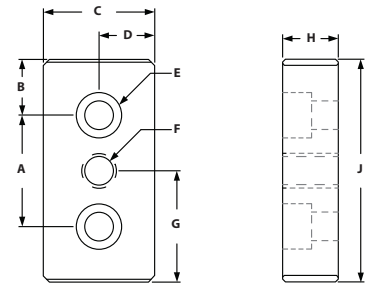
ITEM#	SERIES	QTY	BOLT
651027	10	3	1/4-20 x 3/4" SHCS
651059	15	3	5/16-18 x 1" SHCS

TSLOTS Hardware

3 HOLE CENTER TAP BASE PLATE



- Mounts leveling feet and threaded stem casters to TSLOTS
- Bolts in extrusion end or in T-Slot
- See pages 153-155 for leveling feet
- See pages 146 for threaded stem casters

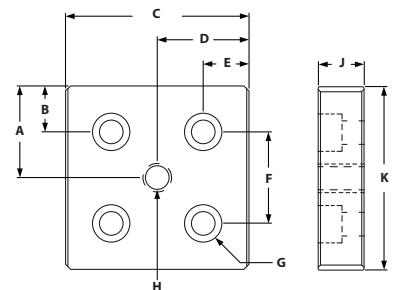


ITEM#	SERIES	A	B	C	D	E-BOLTSIZE	F-THREAD	G	H	J
655120	10	1.000"	.500"	1.000"	.500"	1/4 SHCS	1/4-20	1.000"	.500"	2.000"
659062	10	1.000"	.500"	1.000"	.500"	1/4 SHCS	5/16-18	1.000"	.500"	2.000"
655121	10	1.000"	.500"	1.000"	.500"	1/4 SHCS	3/8-16	1.000"	.500"	2.000"
655127	10	1.000"	.500"	1.000"	.500"	1/4 SHCS	7/16-14	1.000"	.500"	2.000"
655260	10	1.000"	.500"	1.000"	.500"	1/4 SHCS	1/2-13	1.000"	.500"	2.000"
655122	15	1.500"	.750"	1.500"	.750"	5/16 SHCS	3/8-16	1.500"	.750"	3.000"
655128	15	1.500"	.750"	1.500"	.750"	5/16 SHCS	7/16-14	1.500"	.750"	3.000"
655126	15	1.500"	.750"	1.500"	.750"	5/16 SHCS	1/2-13	1.500"	.750"	3.000"
655264	15	1.500"	.750"	1.500"	.750"	5/16 SHCS	3/4-10	1.500"	.750"	3.000"

5 HOLE CENTER TAP BASE PLATE



- Mounts leveling feet and threaded stem casters to TSLOTS
- Bolts in extrusion end or in T-Slot
- See pages 153-155 for leveling feet
- See pages 146 for threaded stem casters

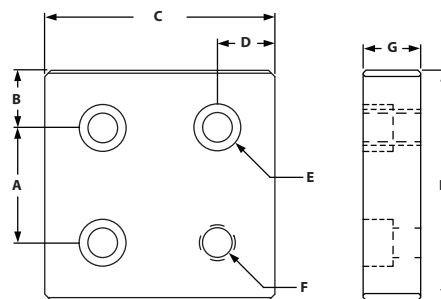


ITEM#	SERIES	A	B	C	D	E	F	G-BOLTSIZE	H-THREAD	J	K
655123	10	1.000"	.500"	2.000"	1.000"	.500"	1.000"	1/4 SHCS	3/8-16	.500"	2.000"
655129	10	1.000"	.500"	2.000"	1.000"	.500"	1.000"	1/4 SHCS	7/16-14	.500"	2.000"
655124	10	1.000"	.500"	2.000"	1.000"	.500"	1.000"	1/4 SHCS	1/2-13	.500"	2.000"
655261	10	1.000"	.500"	2.000"	1.000"	.500"	1.000"	1/4 SHCS	3/4-10	.500"	2.000"
655135	15	1.500"	.750"	3.000"	1.500"	.750"	1.500"	5/16 SHCS	7/16-14	.750"	3.000"
655130	15	1.500"	.750"	3.000"	1.500"	.750"	1.500"	5/16 SHCS	1/2-13	.750"	3.000"
655265	15	1.500"	.750"	3.000"	1.500"	.750"	1.500"	5/16 SHCS	3/4-10	.750"	3.000"

4 HOLE CORNER TAP BASE PLATE



- Mounts leveling feet and threaded stem casters to T-SLOTS
- Bolts in extrusion end or in T-Slot
- See pages 153-155 for leveling feet
- See page 146 for threaded stem casters



ITEM#	SERIES	A	B	C	D	E-BOLT SIZE	F-THREAD	G	H
655132	10	1.000"	.500"	2.000"	.500"	1/4 SHCS	3/8-16	.500"	2.000"
655133	10	1.000"	.500"	2.000"	.500"	1/4 SHCS	7/16-14	.500"	2.000"
655262	10	1.000"	.500"	2.000"	.500"	1/4 SHCS	1/2-13	.500"	2.000"
655263	10	1.000"	.500"	2.000"	.500"	1/4 SHCS	3/4-10	.500"	2.000"
655136	15	1.500"	.750"	3.000"	.750"	5/16 SHCS	7/16-14	.750"	3.000"
655131	15	1.500"	.750"	3.000"	.750"	5/16 SHCS	1/2-13	.750"	3.000"
655266	15	1.500"	.750"	3.000"	.750"	5/16 SHCS	3/4-10	.750"	3.000"

RECOMMENDED FASTENERS (EXTRUSION SLOT)

ITEM#	SERIES	QTY	BOLT	TNUT
651733	10 - 3 Hole	2	1/4-20 x 1/2" SHCS	Economy
651234	10 - 4 Hole	3	1/4-20 x 1/2" SHCS	Economy
651234	10 - 5 Hole	4	1/4-20 x 1/2" SHCS	Economy
651205	15 - 3 Hole	2	5/16-18 x 7/8" SHCS	Economy
651205	15 - 4 Hole	3	5/16-18 x 7/8" SHCS	Economy
651205	15 - 5 Hole	4	5/16-18 x 7/8" SHCS	Economy

RECOMMENDED FASTENERS (EXTRUSION END)

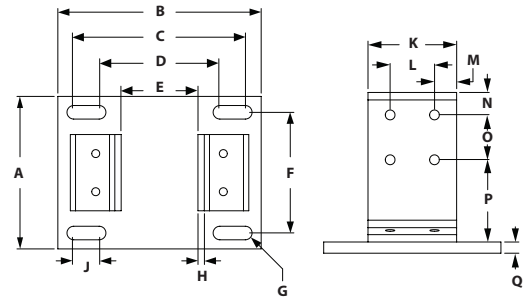
ITEM#	SERIES	QTY	BOLT
651027	10 - 3 Hole	2	1/4-20 x 3/4" SHCS
651027	10 - 4 Hole	3	1/4-20 x 3/4" SHCS
651027	10 - 5 Hole	4	1/4-20 x 3/4" SHCS
651059	15 - 3 Hole	2	5/16-18 x 1" SHCS
651059	15 - 4 Hole	3	5/16-18 x 1" SHCS
651059	15 - 5 Hole	4	5/16-18 x 1" SHCS

T-SLOTS Hardware

BASE PLATES - FLOOR MOUNT



- Very strong method of mounting your frame to the floor
- Bolts directly in the T-Slot
- Allows for vertical adjustments
- Slotted base plate holes allow for lateral adjustments



ITEM#	SERIES	TYPE	A	B	C	D	E	F	G	H	J	K	L	M	N	O	P	Q
655267	10	1010	4.000"	5.500"	4.250"	2.250"	1.000"	2.750"	.203"	.250"	1.000"	1.000"	N/A	.500"	.750"	1.500"	2.750"	.250"
655268	10	1020	5.500"	5.500"	4.250"	2.250"	1.000"	4.250"	.203"	.250"	1.000"	2.000"	1.000"	.500"	.750"	1.500"	2.750"	.250"
655269	10	2020	5.500"	6.500"	5.250"	3.250"	2.000"	4.250"	.203"	.250"	1.000"	2.000"	1.000"	.500"	.750"	1.500"	2.750"	.250"
655270	15	1515	5.000"	6.000"	4.750"	2.750"	1.500"	3.750"	.265"	.250"	1.000"	1.500"	N/A	.750"	.750"	1.500"	2.750"	.375"
655271	15	1530	6.000"	6.500"	5.250"	3.250"	1.500"	4.750"	.265"	.250"	1.000"	3.000"	1.500"	.750"	.750"	1.500"	2.750"	.375"
655274	15	3030	6.000"	8.000"	6.750"	4.750"	3.000"	4.750"	.265"	.250"	1.000"	3.000"	1.500"	.750"	.750"	1.500"	2.750"	.375"

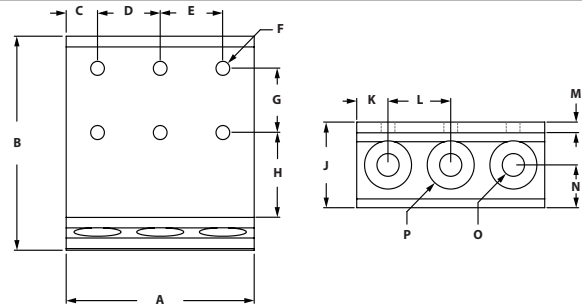
RECOMMENDED FASTENERS

ITEM#	SERIES	QTY	BOLT	TNUT
651130	10	4 TO 8	1/4-20 x 1/2" BHSCS	Economy
651129	15	4 TO 8	5/16-18 x 11/16" FBHSCS	Economy

ECONOMY BASE FEET - FLOOR MOUNTS



- Strong economy base plates
- Bolts directly in the T-Slot
- More economical than standard Floor Mount Base Plate



ITEM#	SERIES	FINISH	A	B	C	D	E	F	G	H	J	K	L	M	N	O	P
655275	10	Clear	1.000"	5.000"	.500"	N/A	N/A	.257"	1.500"	2.750"	2.000"	.500"	N/A	.250"	.688"	.390"	.875"
654275	10	Black	1.000"	5.000"	.500"	N/A	N/A	.257"	1.500"	2.750"	2.000"	.500"	N/A	.250"	.688"	.390"	.875"
655277	10	Clear	2.000"	5.000"	.500"	1.000"	N/A	.257"	1.500"	2.750"	2.000"	.500"	1.000"	.250"	.688"	.390"	.875"
655272	10	Clear	3.000"	5.000"	.500"	1.000"	1.000"	.257"	1.500"	2.750"	2.000"	.500"	1.000"	.250"	.688"	.390"	.875"
655276	15	Clear	1.500"	5.000"	.750"	N/A	N/A	.328"	1.500"	2.750"	2.000"	.750"	N/A	.250"	.688"	.531"	1.125"
654276	15	Black	1.500"	5.000"	.750"	N/A	N/A	.328"	1.500"	2.750"	2.000"	.750"	N/A	.250"	.688"	.531"	1.125"
655278	15	Clear	3.000"	5.000"	.750"	1.500"	N/A	.328"	1.500"	2.750"	2.000"	.750"	1.500"	.250"	.688"	.531"	1.125"
654278	15	Black	3.000"	5.000"	.750"	1.500"	N/A	.328"	1.500"	2.750"	2.000"	.750"	1.500"	.250"	.688"	.531"	1.125"
655273	15	Clear	4.500"	5.000"	.750"	1.500"	1.500"	.328"	1.500"	2.750"	2.000"	.750"	1.500"	.250"	.688"	.531"	1.125"

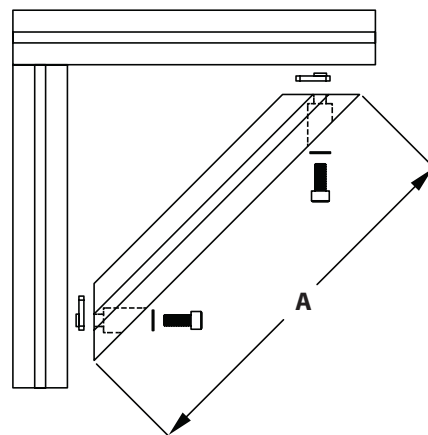
RECOMMENDED FASTENERS

ITEM#	SERIES	QTY	BOLT	TNUT
651130	10	2 TO 6	1/4-20 x 1/2" BHSCS	Economy
651129	15	2 TO 6	5/16-18 x 11/16" FBHSCS	Economy

45 DEGREE SUPPORTS



- Create 45° supports without external joining plates or connectors
- Custom lengths to your specifications
- Fasteners included



INCLUDED FASTENERS

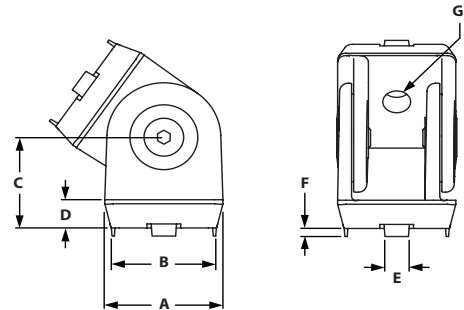
ITEM#	SERIES	PROFILE	A	BOLT	QTY	TNUT	QTY	WASHER	QTY
655371	10	1010	6.000"	651024	2	651163	2	651080	2
655375	10	1010	12.000"	651024	2	651163	2	651080	2
655380	10	1010	18.000"	651024	2	651163	2	651080	2
655372	10	1020	6.000"	651024	4	651163	4	651080	4
655373	10	1020	12.000"	651024	4	651163	4	651080	4
655374	10	1020	18.000"	651024	4	651163	4	651080	4
655355	15	1515	6.000"	651052	2	651097	2	651081	2
655359	15	1515	12.000"	651052	2	651097	2	651081	2
655363	15	1515	18.000"	651052	2	651097	2	651081	2
655365	15	1515	24.000"	651052	2	651097	2	651081	2
655368	15	1515L	6.000"	651052	2	651097	2	651081	2
655367	15	1515L	12.000"	651052	2	651097	2	651081	2
655369	15	1515L	18.000"	651052	2	651097	2	651081	2
655370	15	1515L	24.000"	651052	2	651097	2	651081	2
655357	15	1530	6.000"	651052	4	651097	4	651081	4
655361	15	1530	12.000"	651052	4	651097	4	651081	4
655364	15	1530	18.000"	651052	4	651097	4	651081	4
655366	15	1530	24.000"	651052	4	651097	4	651081	4
655381	15	1530L	6.000"	651052	4	651097	4	651081	4
655382	15	1530L	12.000"	651052	4	651097	4	651081	4
655383	15	1530L	18.000"	651052	4	651097	4	651081	4
655384	15	1530L	24.000"	651052	4	651097	4	651081	4
655356	15	1545	6.000"	651052	6	651097	6	651081	6
655358	15	1545	12.000"	651052	6	651097	6	651081	6
655360	15	1545	18.000"	651052	6	651097	6	651081	6
655362	15	1545	24.000"	651052	6	651097	6	651081	6

Pivot Joints

PIVOT JOINT



- Bushing enables pivot to be both structural and dynamic
- Locating pins can be removed to accommodate both extrusion end and side mount assembly

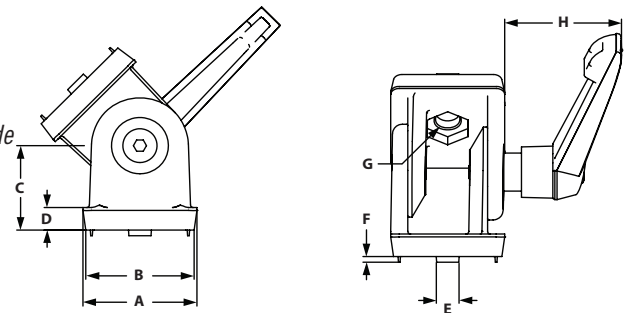


ITEM#	MATERIAL	SERIES	A	B	C	D	E	F	G
664084	Die Cast Zinc	10	1.102"	.984"	.886"	.275"	.236"	.079"	.260"
664086	Die Cast Zinc	15	1.574"	1.496"	1.181"	.315"	.315"	.079"	.335"

PIVOT JOINT WITH LOCKING HANDLE



- Bushing enables pivot to be both structural and dynamic
- Locating pins can be removed to accommodate both extrusion end and side mount assembly



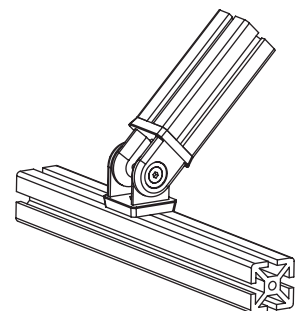
ITEM#	MATERIAL	SERIES	A	B	C	D	E	F	G	H
664085	Die Cast Zinc	10	1.102"	.984"	.886"	.275"	.236"	.079"	.260"	1.181"
664087	Die Cast Zinc	15	1.574"	1.496"	1.181"	.315"	.315"	.079"	.335"	1.614"

RECOMMENDED FASTENERS (TO EXTRUSION SLOT)

ITEM#	SERIES	QTY	BOLT	TNUT TYPE
651234	10	2	1/4-20 x 1/2" SHCS	Economy
651734	10	2	M6 x 16mm SHCS	Economy
651201	15	2	5/16-18 x 5/8" SHCS	Economy
651512	15	2	M8 x 16mm SHCS	Economy

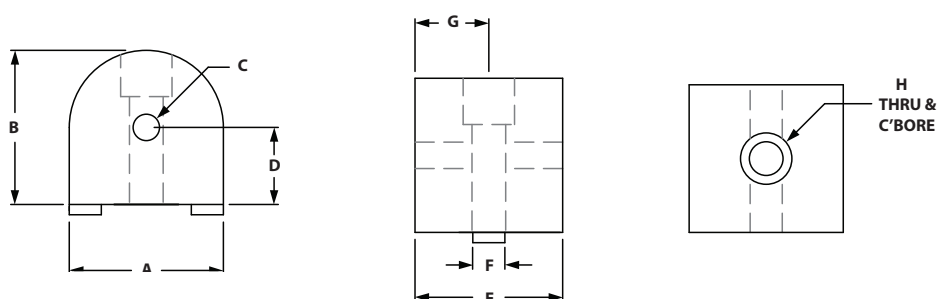
RECOMMENDED FASTENERS (TO EXTRUSION END)

ITEM#	SERIES	QTY	BOLT
651027	10	2	1/4-20 x 3/4" SHCS
651337	10	2	M6 x 20mm SHCS
651052	15	2	5/16-18 x 3/4" SHCS
651346	15	2	M8 x 20mm SHCS



Dynamic Hinges

0° LIVING NUB

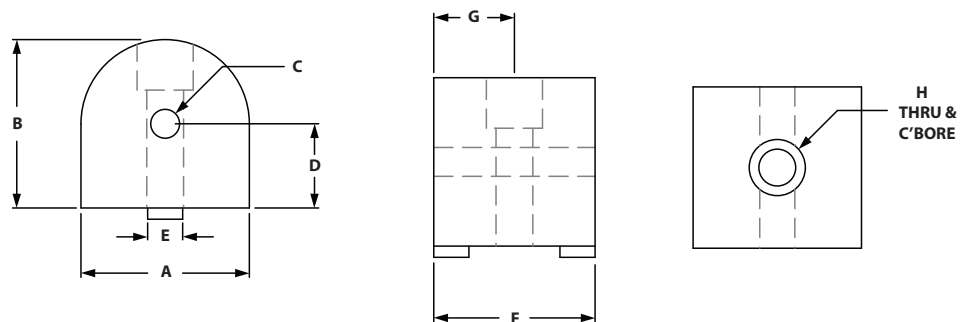


ITEM#	SERIES	A	B	C-TAP	D	E	F	G	H
653111	10	1.000"	1.000"	1/4-20 x .50	.500"	.937"	.250"	.468"	1/4-20
653208	15	1.500"	1.500"	5/16-18 x .75	.750"	1.437"	.312"	.719"	5/16-18

INCLUDED FASTENERS (TO EXTRUSION SLOT)

ITEM#	SERIES	QTY	BOLT	TNUT TYPE
651119	10	1	1/4-20 x 1" SHCS	Economy
651487	15	1	5/16-18 x 1-1/2" SHCS	Economy

90° LIVING NUB



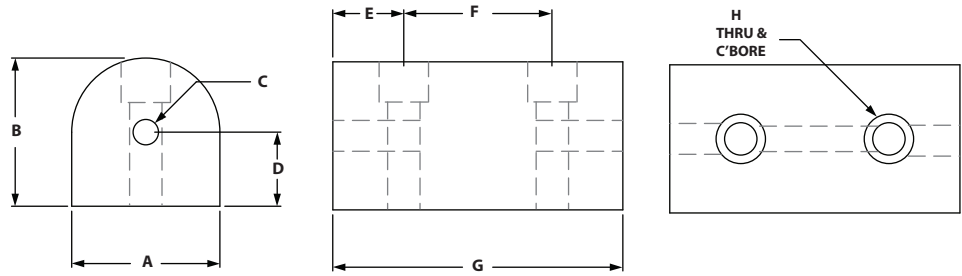
ITEM#	SERIES	A	B	C-TAP	D	E	F	G	H
653113	10	1.000"	1.000"	1/4-20 x .50	.500"	.250"	.937"	.468"	1/4-20
653210	15	1.500"	1.500"	5/16-18 x .75	.750"	.312"	1.437"	.719"	5/16-18

INCLUDED FASTENERS (TO EXTRUSION SLOT)

ITEM#	SERIES	QTY	BOLT	TNUT TYPE
651119	10	1	1/4-20 x 1" SHCS	Economy
651487	15	1	5/16-18 x 1-1/2" SHCS	Economy

Dynamic Hinges

UNIVERSAL LIVING NUB

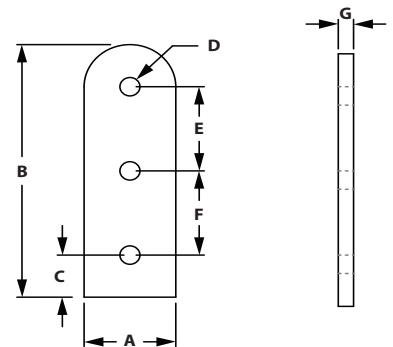


ITEM#	SERIES	A	B	C-TAP	D	E	F	G	H
653108	10	1.000"	1.000"	1/4-20 x .50	.500"	.468"	1.000"	1.937"	1/4-20
653205	15	1.500"	1.500"	5/16-18 x .75	.750"	.719"	1.500"	2.937"	5/16-18

INCLUDED FASTENERS (TO EXTRUSION SLOT)

COMBO ITEM#	SERIES	QTY	BOLT	TNUT TYPE
651119	10	2	1/4-20 x 1" SHCS	Economy
651487	15	2	5/16-18 x 1-1/2" SHCS	Economy

STRAIGHT PIVOT ARM

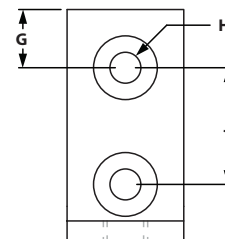
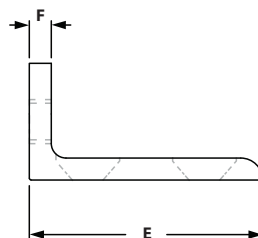
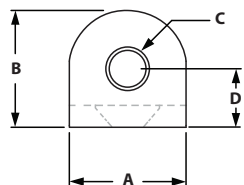


ITEM#	SERIES	A	B	C	D	E	F	G
653114	10	1.000"	3.000"	.500"	.312"	1.000"	1.000"	.188"
653211	15	1.500"	4.500"	.750"	.375"	1.500"	1.500"	.250"

INCLUDED FASTENERS (TO EXTRUSION SLOT)

COMBO ITEM#	SERIES	QTY	BOLT	TNUT TYPE
651142	10	1	1/4-20 x 1/2" FBHSCS	Double Economy
651141	15	1	5/16-18 x 11/16" FBHSCS	Double Economy

"L" PIVOT ARM

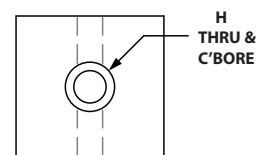
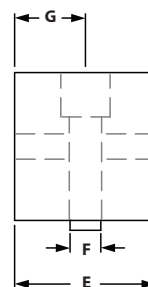
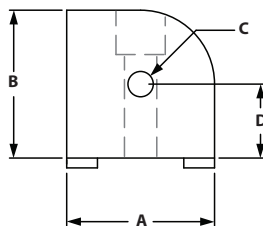


ITEM#	SERIES	A	B	C	D	E	F	G	H	J
653105	10	1.000"	1.000"	.312"	.500"	2.000"	.188"	.500"	.257"	1.000"
653176	15	1.500"	1.500"	.375"	.750"	3.000"	.250"	.750"	.328"	1.500"

INCLUDED FASTENERS (TO EXTRUSION SLOT)

COMBO ITEM#	SERIES	QTY	BOLT	TNUT TYPE
651185	10	2	1/4-20 x 1/2" FHSCS	Economy
651183	15	2	5/16-18 x 5/8" FHSCS	Economy

0° RIGHT ANGLE LIVING NUB



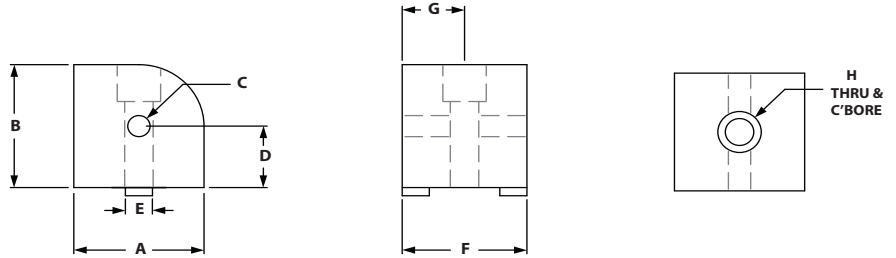
ITEM#	SERIES	A	B	C-TAP	D	E	F	G	H
653022	10	1.000"	1.000"	1/4-20 x .50	.500"	.937"	.250"	.468"	1/4-20
653245	15	1.500"	1.500"	5/16-18 x .75	.750"	1.437"	.312"	.718"	5/16-18

INCLUDED FASTENERS (TO EXTRUSION SLOT)

COMBO ITEM#	SERIES	QTY	BOLT	TNUT TYPE
651119	10	1	1/4-20 x 1" SHCS	Economy
651487	15	1	5/16-18 x 1-1/2" SHCS	Economy

Dynamic Hinges

90° RIGHT ANGLE LIVING NUB

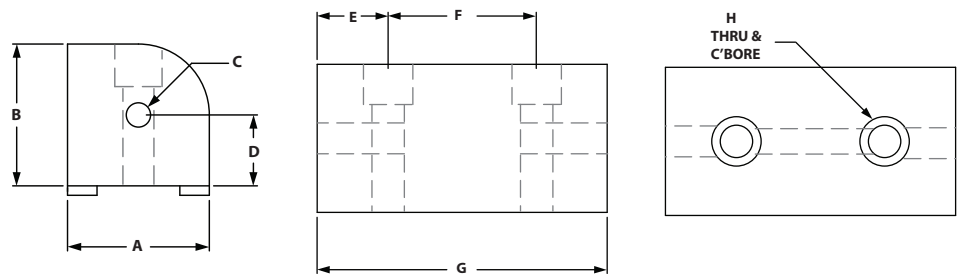


ITEM#	SERIES	A	B	C-TAP	D	E	F	G	H
653023	10	1.000"	1.000"	1/4-20 x .50	.500"	.250"	.937"	.468"	1/4-20
653246	15	1.500"	1.500"	5/16-18 x .75	.750"	.312"	1.437"	.718"	5/16-18

INCLUDED FASTENERS (TO EXTRUSION SLOT)

COMBO ITEM#	SERIES	QTY	BOLT	TNUT TYPE
651119	10	1	1/4-20 x 1" SHCS	Economy
651487	15	1	5/16-18 x 1-1/2" SHCS	Economy

UNIVERSAL RIGHT ANGLE LIVING NUB



ITEM#	SERIES	A	B	C-TAP	D	E	F	G	H
653024	10	1.000"	1.000"	1/4-20 x .50	.500"	.468"	1.000"	1.937"	1/4-20
653247	15	1.500"	1.500"	5/16-18 x .75	.750"	.719"	1.500"	2.937"	5/16-18















INCLUDED FASTENERS (TO EXTRUSION SLOT)

COMBO ITEM#	SERIES	QTY	BOLT	TNUT TYPE
651119	10	2	1/4-20 x 1" SHCS	Economy
651487	15	2	5/16-18 x 1-1/2" SHCS	Economy















Dynamic Hinge Assembly Charts

Our dynamic hinges are made of a 6000 series aluminum alloy. Our dynamic hinges come with pre-lubricated bronze pivot bearings and hardened stripper bolts. The dynamic hinges are designed to give your design a 0 to 180 degrees of axial motion.

10 SERIES DYNAMIC HINGES

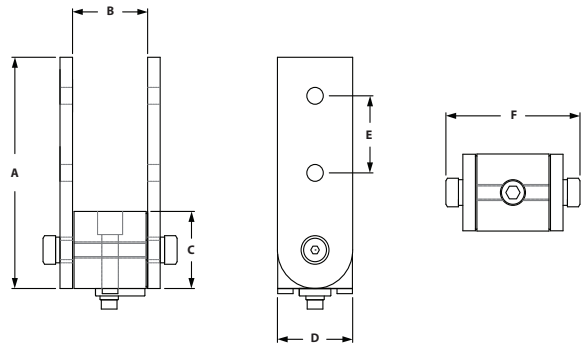
		IND PART NUMBERS				
		 653111	 653113	 653108	 653114	 653105
ASSEMBLY PART NUMBERS	 653110	1			2	
	 653112		1		2	
	 653109			1	2	
	 653101	1				2
	 653102		1			2
	 653104			1		2
	 653095	1			1	1
	 653096		1		1	1
	 653097			1	1	1

15 SERIES DYNAMIC HINGES

		IND PART NUMBERS				
		 653208	 653210	 653205	 653211	 653176
ASSEMBLY PART NUMBERS	 653207	1			2	
	 653209		1		2	
	 653206			1	2	
	 653154	1				2
	 653155		1			2
	 653156			1		2
	 653195	1			1	1
	 653196		1		1	1
	 653147			1	1	1

Dynamic Hinge Assemblies

0° LIVING HINGE

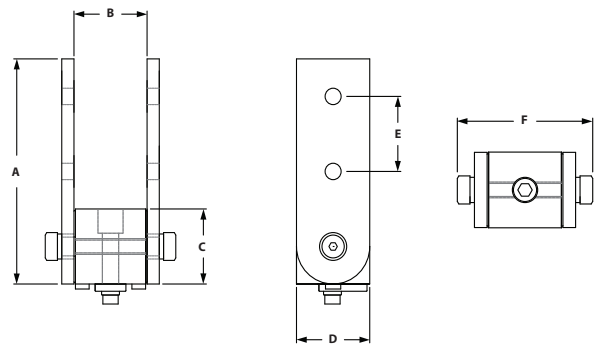


ITEM#	SERIES	NUB (QTY)	ARM (QTY)	A	B	C	D	E	F
653110	10	653111 (1)	653114 (2)	3.000"	1.000"	1.000"	1.000"	1.000"	1.863"
653207	15	653208 (1)	653211 (2)	4.500"	1.500"	1.500"	1.500"	1.500"	2.673"

INCLUDED FASTENERS

NUB TO EXTRUSION				ARMS TO NUB			ARMS TO EXTRUSION		
SERIES	ITEM#	QTY	DESCRIPTION	ITEM#	QTY	DESCRIPTION	ITEM#	QTY	DESCRIPTION
10	651119	1	SHCS & tnut	651244	1	Shldr. bolt & Nylon Washers	651142	2	DBL tnut & bolts
15	651487	1	SHCS & tnut	651243	1	Shldr. bolt & Nylon Washers	651141	2	DBL tnut & bolts

90° LIVING HINGE

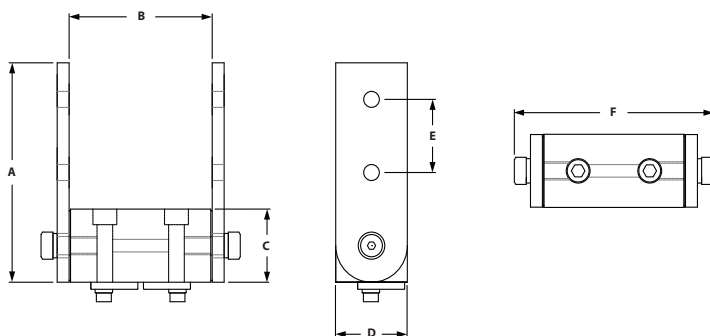


ITEM#	SERIES	NUB (QTY)	ARM (QTY)	A	B	C	D	E	F
653112	10	653113 (1)	653114 (2)	3.000"	1.000"	1.000"	1.000"	1.000"	1.863"
653209	15	653210 (1)	653211 (2)	4.500"	1.500"	1.500"	1.500"	1.500"	2.673"

INCLUDED FASTENERS

NUB TO EXTRUSION				ARMS TO NUB			ARMS TO EXTRUSION		
SERIES	ITEM#	QTY	DESCRIPTION	ITEM#	QTY	DESCRIPTION	ITEM#	QTY	DESCRIPTION
10	651119	1	SHCS & tnut	651244	1	Shldr. bolt & Nylon Washers	651142	2	DBL tnut & bolts
15	651487	1	SHCS & tnut	651243	1	Shldr. bolt & Nylon Washers	651141	2	DBL tnut & bolts

UNIVERSAL LIVING HINGE

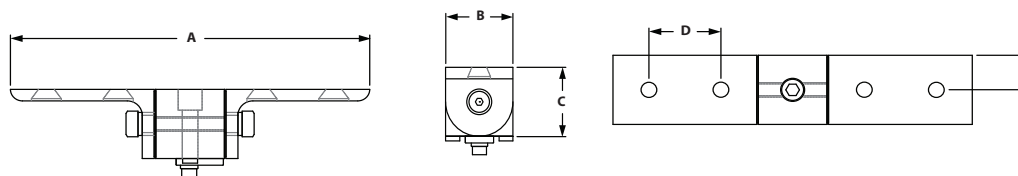


ITEM#	SERIES	NUB (QTY)	ARM (QTY)	A	B	C	D	E	F
653109	10	653108 (1)	653114 (2)	3.000"	2.000"	1.000"	1.000"	1.000"	2.876"
653206	15	653205 (1)	653211 (2)	4.500"	3.000"	1.500"	1.500"	1.500"	4.174"

INCLUDED FASTENERS

NUB TO EXTRUSION				ARMS TO NUB			ARMS TO EXTRUSION			
SERIES	ITEM#	QTY	DESCRIPTION	ITEM#	QTY	DESCRIPTION	ITEM#	QTY	DESCRIPTION	
10	651119	2	SHCS & tnut	651244	1	Shldr. bolt & Nylon Washers	651142	2	DBL tnut & bolts	
15	651487	2	SHCS & tnut	651243	1	Shldr. bolt & Nylon Washers	651141	2	DBL tnut & bolts	

0° LIVING HINGE - CORNER BRACKET



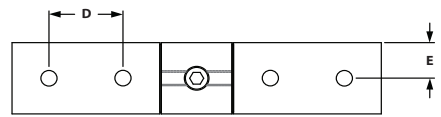
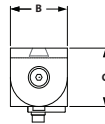
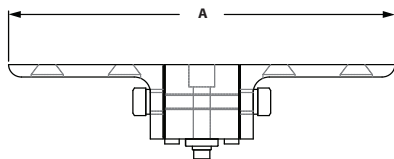
ITEM#	SERIES	NUB (QTY)	ARM (QTY)	A	B	C	D	E
653101	10	653111 (1)	653105 (2)	5.000"	1.000"	1.000"	1.000"	.500"
653154	15	653208 (1)	653176 (2)	7.500"	1.500"	1.500"	1.500"	.750"

INCLUDED FASTENERS

NUB TO EXTRUSION				ARMS TO NUB			ARMS TO EXTRUSION			
SERIES	ITEM#	QTY	DESCRIPTION	ITEM#	QTY	DESCRIPTION	ITEM#	QTY	ITEM#	QTY
10	651119	1	SHCS & tnut	651244	1	Shldr. bolt & Nylon Washers	651178	4	651099	2
15	651487	1	SHCS & tnut	651243	1	Shldr. bolt & Nylon Washers	651181	4	651098	2

Dynamic Hinge Assemblies

90° LIVING HINGE - CORNER BRACKET

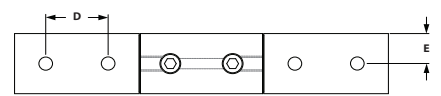
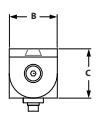
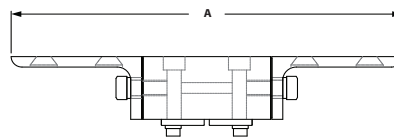


ITEM#	SERIES	NUB (QTY)	ARM (QTY)	A	B	C	D	E
653102	10	653113 (1)	653105 (2)	5.000"	1.000"	1.000"	1.000"	.500"
653155	15	653210 (1)	653176 (2)	7.500"	1.500"	1.500"	1.500"	.750"

INCLUDED FASTENERS

NUB TO EXTRUSION				ARMS TO NUB			ARMS TO EXTRUSION			
SERIES	ITEM#	QTY	DESCRIPTION	ITEM#	QTY	DESCRIPTION	ITEM#	QTY	ITEM#	QTY
10	651119	1	SHCS & tnut	651244	1	Shldr. bolt & Nylon Washers	651178	4	651099	2
15	651487	1	SHCS & tnut	651243	1	Shldr. bolt & Nylon Washers	651181	4	651098	2

UNIVERSAL LIVING HINGE - CORNER BRACKET

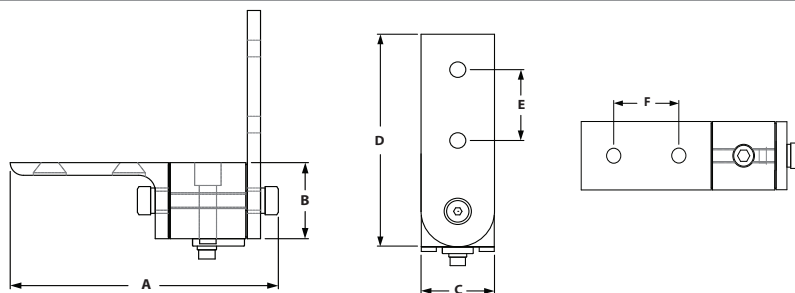


ITEM#	SERIES	NUB (QTY)	ARM (QTY)	A	B	C	D	E
653104	10	653108 (1)	653105 (2)	6.000"	1.000"	1.000"	1.000"	.500"
653156	15	653205 (1)	653176 (2)	9.000"	1.500"	1.500"	1.500"	.750"

INCLUDED FASTENERS

NUB TO EXTRUSION				ARMS TO NUB			ARMS TO EXTRUSION			
SERIES	ITEM#	QTY	DESCRIPTION	ITEM#	QTY	DESCRIPTION	ITEM#	QTY	ITEM#	QTY
10	651119	2	SHCS & tnut	651244	1	Shldr. bolt & Nylon Washers	651178	4	651099	2
15	651487	2	SHCS & tnut	651243	1	Shldr. bolt & Nylon Washers	651181	4	651098	2

0° LIVING HINGE - CORNER BRACKET W/ARM

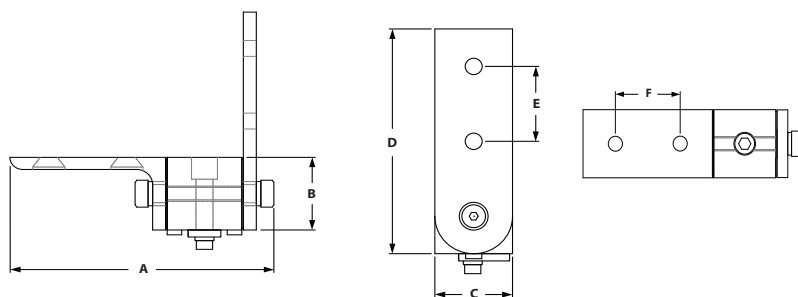


ITEM#	SERIES	NUB (QTY)	ARM (QTY)	A	B	C	D	E	F
653095	10	653111 (1)	653114 (1), 653105 (1)	3.450"	1.000"	1.000"	3.000"	1.000"	1.000"
653195	15	653208 (1)	653211 (1), 653176 (1)	5.075"	1.500"	1.500"	4.500"	1.500"	1.500"

INCLUDED FASTENERS

SERIES	NUB TO EXTRUSION			ARMS TO NUB		ARMS TO EXTRUSION					
	ITEM#	QTY	DESCRIPTION	ITEM#	QTY	ITEM#	QTY	ITEM#	QTY	ITEM#	QTY
10	651119	1	SHCS & tnut	651244	1	651142	1	651178	2	651099	1
15	651487	1	SHCS & tnut	651243	1	651141	1	651181	2	651098	1

90° LIVING HINGE - CORNER BRACKET W/ARM



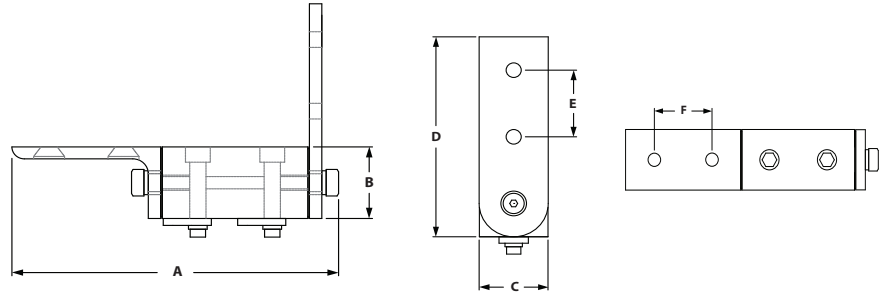
ITEM#	SERIES	NUB (QTY)	ARM (QTY)	A	B	C	D	E	F
653096	10	653113 (1)	653114 (1), 653105 (1)	3.450"	1.000"	1.000"	3.000"	1.000"	1.000"
653196	15	653210 (1)	653211 (1), 653176 (1)	5.075"	1.500"	1.500"	4.500"	1.500"	1.500"

INCLUDED FASTENERS

SERIES	NUB TO EXTRUSION			ARMS TO NUB		ARMS TO EXTRUSION					
	ITEM#	QTY	DESCRIPTION	ITEM#	QTY	ITEM#	QTY	ITEM#	QTY	ITEM#	QTY
10	651119	1	SHCS & tnut	651244	1	651142	1	651178	2	651099	1
15	651487	1	SHCS & tnut	651243	1	651141	1	651181	2	651098	1

Dynamic Hinge Assemblies

UNIVERSAL LIVING HINGE - CORNER BRACKET W/ARM

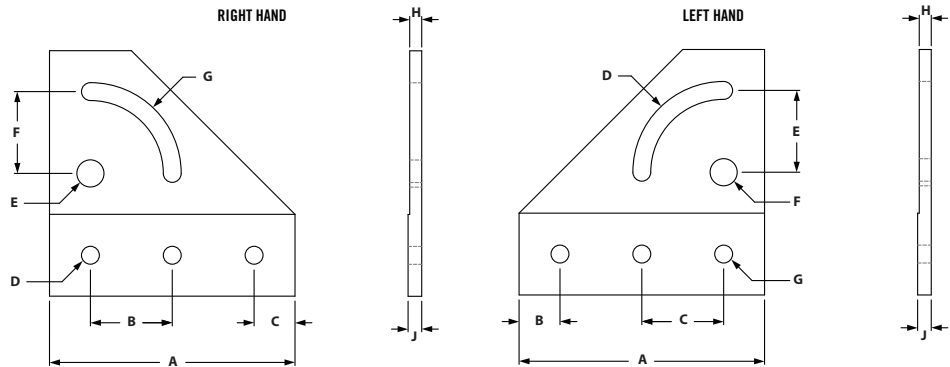


ITEM#	SERIES	NUB (QTY)	ARM (QTY)	A	B	C	D	E	F
653097	10	653108 (1)	653114 (1), 653105 (1)	4.445"	1.000"	1.000"	3.000"	1.000"	1.000"
653147	15	653205 (1)	653211 (1), 653176 (1)	6.575"	1.500"	1.500"	4.500"	1.500"	1.500"

INCLUDED FASTENERS

NUB TO EXTRUSION				ARMS TO NUB		ARMS TO EXTRUSION					
SERIES	ITEM#	QTY	DESCRIPTION	ITEM#	QTY	ITEM#	QTY	ITEM#	QTY	ITEM#	QTY
10	651119	2	SHCS & tnut	651244	1	651142	1	651178	2	651099	1
15	651487	2	SHCS & tnut	651243	1	651141	1	651181	2	651098	1

90° PIVOT BRACKET PLATES



LEFT HAND PLATE

ITEM#	SERIES	A	B	C	D	E	F	G	H	J
653070	10	3.000"	.500"	1.000"	.265"	1.000"	.312"	.281"	.158"	.188"
653166	15	4.500"	.750"	1.500"	.328"	1.500"	.375"	.328"	.220"	.250"

RIGHT HAND PLATE

ITEM#	SERIES	A	B	C	D	E	F	G	H	J
653074	10	3.000"	1.000"	.500"	.281"	.312"	1.000"	.265"	.158"	.188"
653170	15	4.500"	1.500"	.750"	.328"	.375"	1.500"	.328"	.220"	.250"

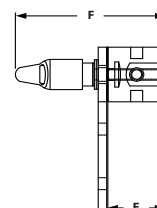
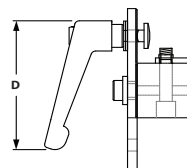
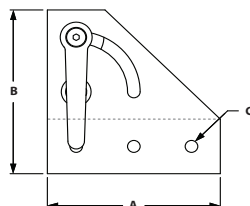
RECOMMENDED FASTENERS (MOUNT TO EXTRUSION)

COMBO ITEM#	SERIES	QTY	BOLT	TNUT TYPE
651130	10	3	1/4-20 x 1/2" FBHSCS	Economy
651129	15	3	5/16-18 x 11/16" FBHSCS	Economy

90° PIVOT BRACKET ASSEMBLY



- 90 Degrees of motion
- Permanently lubricated bronze bushings at high strength pivot points
- Nylon washers between plate and extrusion allow for smooth motion



LEFT HANDED

ITEM#	SERIES	PLATE	NUB	HANDLE	A	B	C	D	E	F
653076	10	653070	653116	699956	3.000"	3.000"	.281"	2.055"	1.000"	2.754"
653172	15	653166	653213	655676	4.500"	4.500"	.328"	3.500"	1.500"	4.015"

RIGHT HANDED

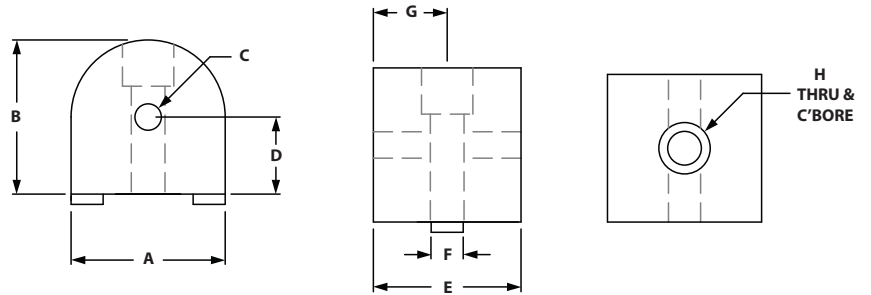
ITEM#	SERIES	PLATE	NUB	HANDLE	A	B	C	D	E	F
653082	10	653074	653116	699956	3.000"	3.000"	.281"	2.055"	1.000"	2.754"
653180	15	653170	653213	655676	4.500"	4.500"	.328"	3.500"	1.500"	4.015"

RECOMMENDED FASTENERS (MOUNT TO EXTRUSION)

COMBO ITEM#	SERIES	QTY	BOLT	TNUT TYPE
651130	10	3	1/4-20 x 1/2" FBHSCS	Economy
651129	15	3	5/16-18 x 11/16" FBHSCS	Economy

Structural Hinges

0° PIVOT NUB

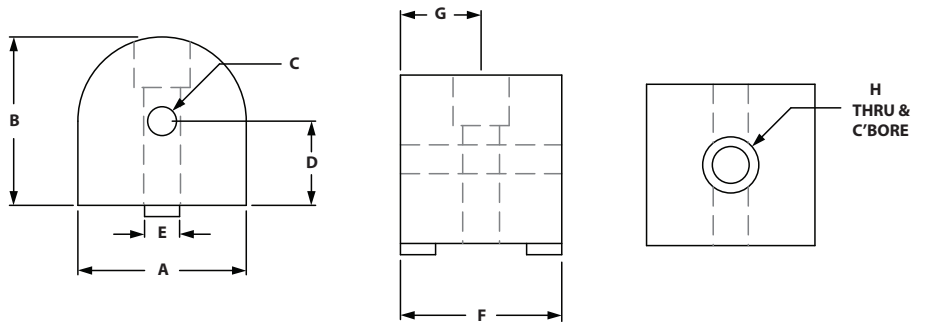


ITEM#	SERIES	A	B	C-TAP	D	E	F	G	H
653116	10	1.000"	1.000"	1/4-20 x .50	.500"	1.000"	.250"	.500"	1/4-20
653213	15	1.500"	1.500"	5/16-18 x .75	.750"	1.500"	.312"	.750"	5/16-18

INCLUDED FASTENERS

COMBO ITEM#	SERIES	QTY	BOLT	TNUT TYPE
651119	10	1	1/4-20 x 1" SHCS	Economy
651487	15	1	5/16-18 x 1-1/2" SHCS	Economy

90° PIVOT NUB

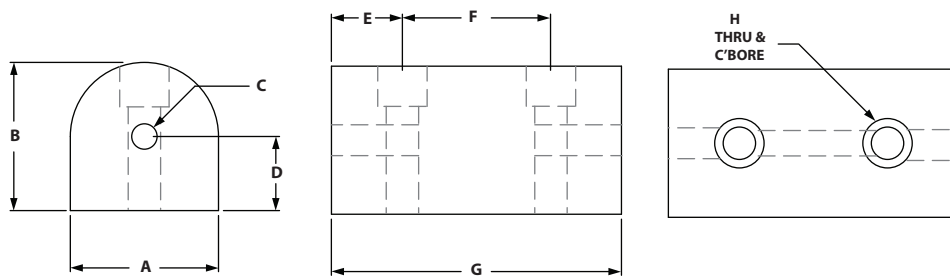


ITEM#	SERIES	A	B	C-TAP	D	E	F	G	H
653117	10	1.000"	1.000"	1/4-20 x .50	.500"	.250"	1.000"	.500"	1/4-20
653214	15	1.500"	1.500"	5/16-18 x .75	.750"	.312"	1.500"	.750"	5/16-18

INCLUDED FASTENERS

COMBO ITEM#	SERIES	QTY	BOLT	TNUT TYPE
651119	10	1	1/4-20 x 1" SHCS	Economy
651487	15	1	5/16-18 x 1-1/2" SHCS	Economy

UNIVERSAL PIVOT NUB

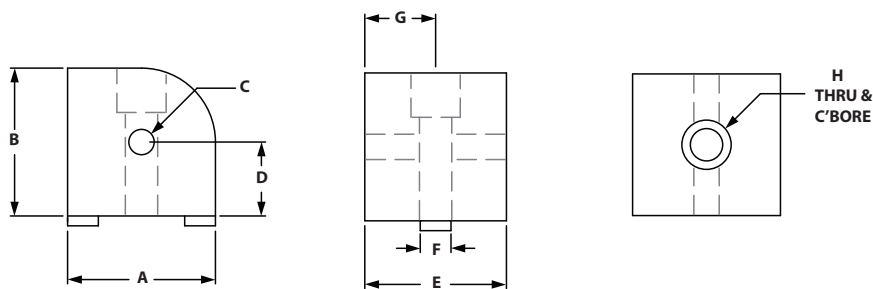


ITEM#	SERIES	A	B	C	D	E	F	G	H
653115	10	1.000"	1.000"	1/4-20 x .50	.500"	.500"	1.000"	2.000"	1/4-20
653212	15	1.500"	1.500"	5/16-18 x .75	.750"	.750"	1.500"	3.000"	5/16-18

INCLUDED FASTENERS

COMBO ITEM#	SERIES	QTY	BOLT	TNUT TYPE
651119	10	2	1/4-20 x 1" SHCS	Economy
651487	15	2	5/16-18 x 1-1/2" SHCS	Economy

0° RIGHT ANGLE PIVOT NUB



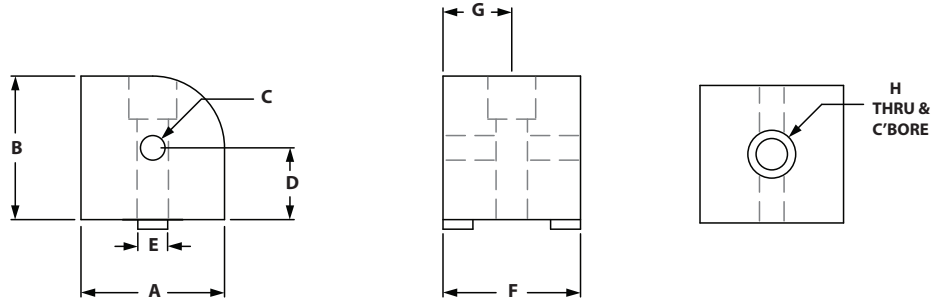
ITEM#	SERIES	A	B	C-TAP	D	E	F	G	H
653000	10	1.000"	1.000"	1/4-20 x .50	.500"	1.000"	.250"	.500"	1/4-20
653223	15	1.500"	1.500"	5/16-18 x .75	.750"	1.500"	.312"	.750"	5/16-18

INCLUDED FASTENERS

COMBO ITEM#	SERIES	QTY	BOLT	TNUT TYPE
651119	10	1	1/4-20 x 1" SHCS	Economy
651487	15	1	5/16-18 x 1-1/2" SHCS	Economy

Structural Hinges

90° RIGHT ANGLE PIVOT NUB

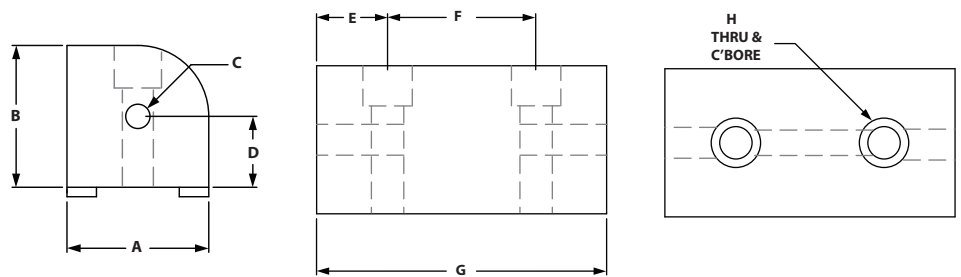


ITEM#	SERIES	A	B	C-TAP	D	E	F	G	H
653001	10	1.000"	1.000"	1/4-20 x .50	.500"	.250"	1.000"	.500"	1/4-20
653224	15	1.500"	1.500"	5/16-18 x .75	.750"	.312"	1.500"	.750"	5/16-18

INCLUDED FASTENERS

COMBO ITEM#	SERIES	QTY	BOLT	TNUT TYPE
651119	10	1	1/4-20 x 1" SHCS	Economy
651487	15	1	5/16-18 x 1-1/2" SHCS	Economy

RIGHT ANGLE UNIVERSAL PIVOT NUB

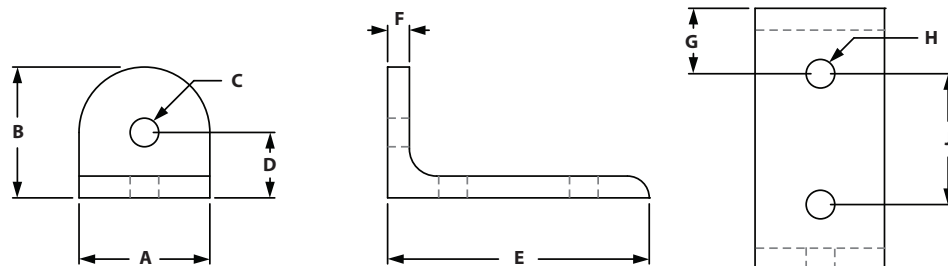


ITEM#	SERIES	A	B	C-TAP	D	E	F	G	H
653002	10	1.000"	1.000"	1/4-20 x .50	.500"	.500"	1.00"	2.000"	1/4-20
653225	15	1.500"	1.500"	5/16-18 x .75	.750"	.750"	1.500"	3.000"	5/16-18

INCLUDED FASTENERS

COMBO ITEM#	SERIES	QTY	BOLT	TNUT TYPE
651119	10	2	1/4-20 x 1" SHCS	Economy
651487	15	2	5/16-18 x 1-1/2" SHCS	Economy

"L" PIVOT ARM

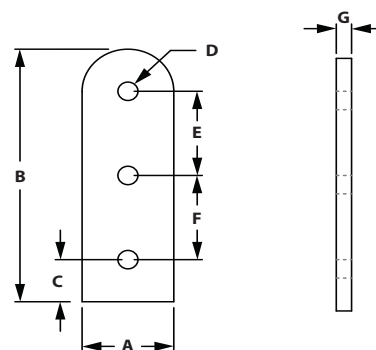


ITEM#	SERIES	A	B	C	D	E	F	G	H	J
653083	10	1.000"	1.000"	.281"	.500"	2.000"	.188"	.500"	.281"	1.000"
653181	15	1.500"	1.500"	.328"	.750"	3.000"	.250"	.750"	.328"	1.500"

RECOMMENDED FASTENERS

COMBO ITEM#	SERIES	QTY	BOLT	TNUT TYPE
651171	10	3	1/4-20 x 1/2" BHSCS	Economy
651129	15	3	5/16-18 x 11/16" FBHSCS	Economy

STANDARD PIVOT ARM



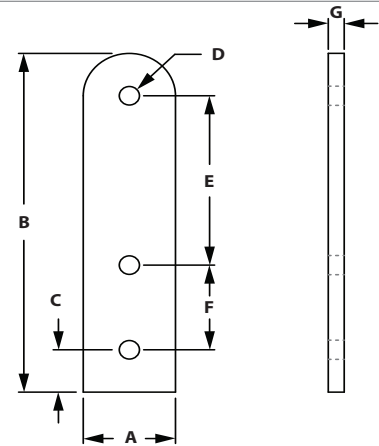
ITEM#	SERIES	A	B	C	D	E	F	G
653119	10	1.000"	3.000"	.500"	.257"	1.000"	1.000"	.188"
653219	15	1.500"	4.500"	.750"	.328"	1.500"	1.500"	.250"

RECOMMENDED FASTENERS

COMBO ITEM#	SERIES	QTY	BOLT	TNUT TYPE
651171	10	3	1/4-20 x 1/2" BHSCS	Economy
651129	15	3	5/16-18 x 11/16" FBHSCS	Economy

Structural Hinges

EXTENDED PIVOT ARM



ITEM#	SERIES	A	B	C	D	E	F	G
653122	10	1.000"	4.000"	.500"	.257"	2.000"	1.000"	.188"
653222	15	1.500"	6.000"	.750"	.328"	3.000"	1.500"	.250"












RECOMMENDED FASTENERS

COMBO ITEM#	SERIES	QTY	BOLT	TNUT TYPE
651130	10	3	1/4-20 x 1/2" BHSCS	Economy
651129	15	3	5/16-18 x 11/16" FBHSCS	Economy















Structural Hinge Assembly Charts

Our structural hinges come with a standard flanged bolt and are secured in place with no motion available.

10 SERIES STRUCTURAL HINGES

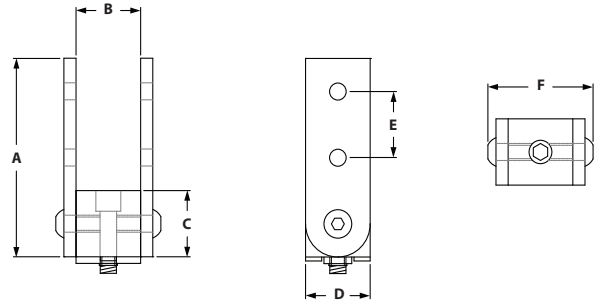
		IND PART NUMBERS				
		 653116	 653117	 653115	 653083	 653119
ASSEMBLY PART NUMBERS	 653120	1				2
	 653121		1			2
	 653118			1		2
	 653087	1			2	
	 653088		1		2	
	 653090			1	2	

15 SERIES STRUCTURAL HINGES

		IND PART NUMBERS				
		 653213	 653214	 653212	 653181	 653219
ASSEMBLY PART NUMBERS	 653220	1				2
	 653221		1			2
	 653218			1		2
	 653185	1			2	
	 653186		1		2	
	 653188			1	2	
	 653189	1			1	1
	 653190		1		1	1
 653191			1	1	1	

Structural Hinges Assemblies

0° PIVOT HINGE



ITEM#	SERIES	NUB (QTY)	ARM (QTY)	A	B	C	D	E	F
653120	10	653116 (1)	653119 (2)	3.000"	1.000"	1.000"	3.000"	1.000"	1.626"
653220	15	653213 (1)	653219 (2)	4.500"	1.500"	1.500"	4.500"	1.500"	2.315"

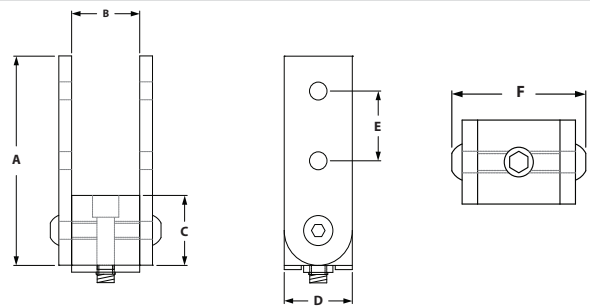
INCLUDED FASTENERS

NUB TO EXTRUSION				ARMS TO NUB		
SERIES	ITEM#	QTY	DESCRIPTION	ITEM#	QTY	DESCRIPTION
10	651119	1	SHCS & tnut	651136	2	1/4-20 x 1/2" FBHSCS
15	651487	1	SHCS & tnut	651134	2	5/16-18 x 11/16" FBHSCS

RECOMMENDED FASTENERS (ARM TO EXTRUSION)

ITEM#	SERIES	QTY	BOLT	TNUT TYPE
651130	10	4	1/4-20 x 1/2" FBHSCS	Economy
651129	15	4	5/16-18 x 11/16" FBHSCS	Economy

90° PIVOT HINGE



ITEM#	SERIES	NUB (QTY)	ARM (QTY)	A	B	C	D	E	F
653121	10	653117 (1)	653119 (2)	3.000"	1.000"	1.000"	3.000"	1.000"	1.626"
653221	15	653214 (1)	653219 (2)	4.500"	1.500"	1.500"	4.500"	1.500"	2.315"

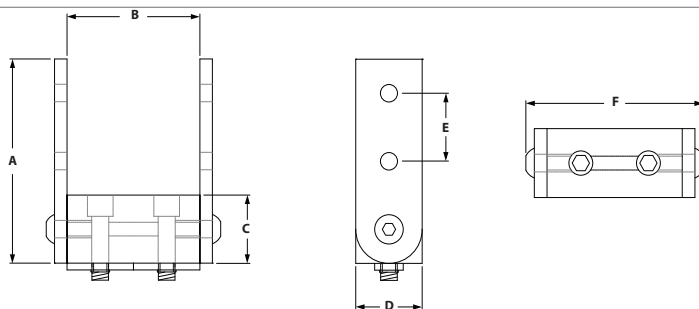
INCLUDED FASTENERS

NUB TO EXTRUSION				ARMS TO NUB		
SERIES	ITEM#	QTY	DESCRIPTION	ITEM#	QTY	DESCRIPTION
10	651119	1	SHCS & tnut	651136	2	1/4-20 x 1/2" FBHSCS
15	651487	1	SHCS & tnut	651134	2	5/16-18 x 11/16" FBHSCS

RECOMMENDED FASTENERS (ARM TO EXTRUSION)

ITEM#	SERIES	QTY	BOLT	TNUT TYPE
651130	10	4	1/4-20 x 1/2" FBHSCS	Economy
651129	15	4	5/16-18 x 11/16" FBHSCS	Economy

UNIVERSAL PIVOT HINGE



ITEM#	SERIES	NUB (QTY)	ARM (QTY)	A	B	C	D	E	F
653118	10	653115 (1)	653119 (2)	3.000"	2.000"	1.000"	1.000"	1.000"	2.626"
653218	15	653212 (1)	653219 (2)	4.500"	3.000"	1.500"	1.500"	1.500"	3.310"

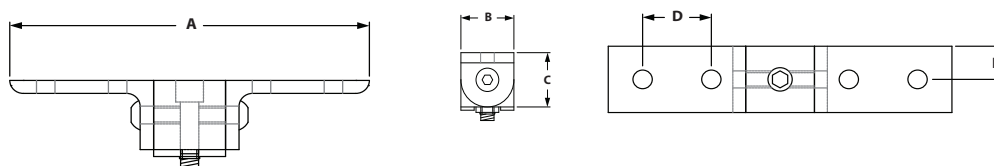
INCLUDED FASTENERS

NUB TO EXTRUSION				ARMS TO NUB		
SERIES	ITEM#	QTY	DESCRIPTION	ITEM#	QTY	DESCRIPTION
10	651119	2	SHCS & tnut	651136	2	1/4-20 x 1/2" FBHSCS
15	651487	2	SHCS & tnut	651134	2	5/16-18 x 11/16" FBHSCS

RECOMMENDED FASTENERS (ARM TO EXTRUSION)

ITEM#	SERIES	QTY	BOLT	TNUT TYPE
651130	10	4	1/4-20 x 1/2" FBHSCS	Economy
651129	15	4	5/16-18 x 11/16" FBHSCS	Economy

0° "L" ARM PIVOT HINGE



ITEM#	SERIES	NUB (QTY)	ARM (QTY)	A	B	C	D	E
653087	10	653116 (1)	653083 (2)	5.000"	1.000"	1.000"	1.000"	.500"
653185	15	653213 (1)	653181 (2)	7.500"	1.500"	1.500"	1.500"	.750"

INCLUDED FASTENERS

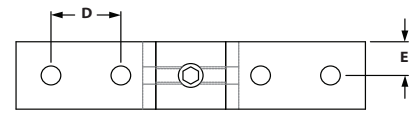
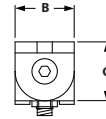
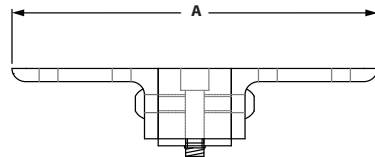
NUB TO EXTRUSION				ARMS TO NUB		
SERIES	ITEM#	QTY	DESCRIPTION	ITEM#	QTY	DESCRIPTION
10	651119	1	SHCS & tnut	651136	2	1/4-20 x 1/2" FBHSCS
15	651487	1	SHCS & tnut	651134	2	5/16-18 x 11/16" FBHSCS

RECOMMENDED FASTENERS (ARM TO EXTRUSION)

ITEM#	SERIES	QTY	BOLT	TNUT TYPE
651130	10	4	1/4-20 x 1/2" FBHSCS	Economy
651129	15	4	5/16-18 x 11/16" FBHSCS	Economy

Dynamic & Structural Hinges

90° "L" ARM PIVOT HINGE



ITEM#	SERIES	NUB (QTY)	ARM (QTY)	A	B	C	D	E
653088	10	653117 (1)	653083 (2)	5.000"	1.000"	1.000"	1.000"	.500"
653186	15	653214 (1)	653181 (2)	7.500"	1.500"	1.500"	1.500"	.750"

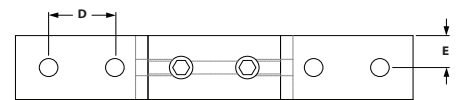
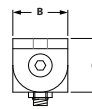
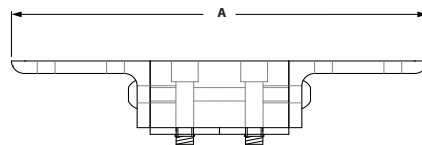
INCLUDED FASTENERS

NUB TO EXTRUSION				ARMS TO NUB		
SERIES	ITEM#	QTY	DESCRIPTION	ITEM#	QTY	DESCRIPTION
10	651119	1	SHCS & tnut	651136	2	1/4-20 x 1/2" FBHSCS
15	651487	1	SHCS & tnut	651134	2	5/16-18 x 11/16" FBHSCS

RECOMMENDED FASTENERS (ARM TO EXTRUSION)

ITEM#	SERIES	QTY	BOLT	TNUT TYPE
651130	10	4	1/4-20 x 1/2" FBHSCS	Economy
651129	15	4	5/16-18 x 11/16" FBHSCS	Economy

UNIVERSAL "L" ARM PIVOT HINGE



ITEM#	SERIES	NUB (QTY)	ARM (QTY)	A	B	C	D	E
653090	10	653115 (1)	653083 (2)	6.000"	1.000"	1.000"	1.000"	.500"
653188	15	653212 (1)	653181 (2)	9.000"	1.500"	1.500"	1.500"	.750"

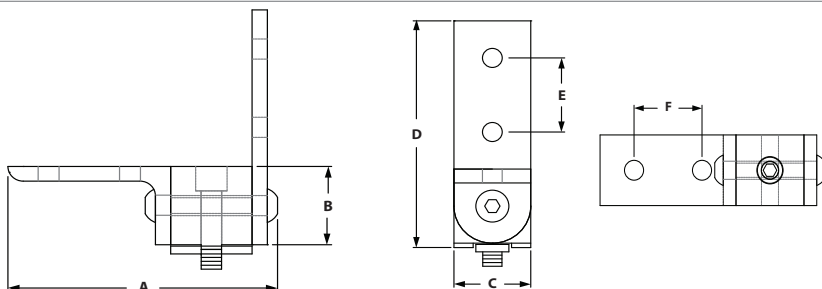
INCLUDED FASTENERS

NUB TO EXTRUSION				ARMS TO NUB		
SERIES	ITEM#	QTY	DESCRIPTION	ITEM#	QTY	DESCRIPTION
10	651119	2	SHCS & tnut	651136	2	1/4-20 x 1/2" FBHSCS
15	651487	2	SHCS & tnut	651134	2	5/16-18 x 11/16" FBHSCS

RECOMMENDED FASTENERS (ARM TO EXTRUSION)

ITEM#	SERIES	QTY	BOLT	TNUT TYPE
651130	10	4	1/4-20 x 1/2" FBHSCS	Economy
651129	15	4	5/16-18 x 11/16" FBHSCS	Economy

0° "L" ARM and STRAIGHT ARM PIVOT HINGE



ITEM#	SERIES	NUB (QTY)	ARM (QTY)	A	B	C	D	E	F
653189	15	653213 (1)	653181 (1), 653219 (1)	4.900"	1.500"	1.500"	4.500"	1.000"	1.500"

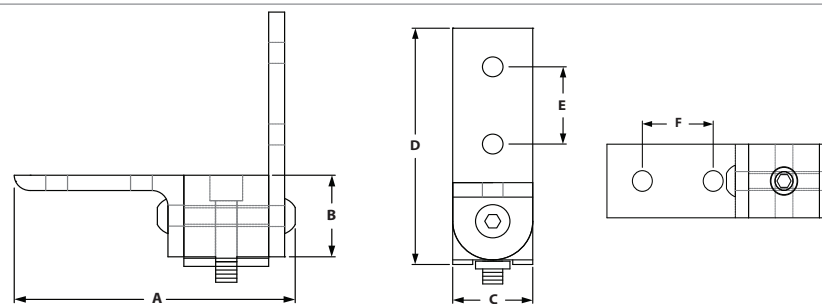
INCLUDED FASTENERS

NUB TO EXTRUSION				ARMS TO NUB		
SERIES	ITEM#	QTY	DESCRIPTION	ITEM#	QTY	DESCRIPTION
15	651487	1	SHCS & tnut	651134	2	5/16-18 x 11/16" FBHSCS

RECOMMENDED FASTENERS (ARM TO EXTRUSION)

ITEM#	SERIES	QTY	BOLT	TNUT TYPE
651129	15	4	5/16-18 x 11/16" FBHSCS	Economy

90° "L" ARM and STRAIGHT ARM PIVOT HINGE



ITEM#	SERIES	NUB (QTY)	ARM (QTY)	A	B	C	D	E	F
653190	15	653214 (1)	653181 (1), 653219 (1)	4.900"	1.500"	1.500"	4.500"	1.000"	1.500"

INCLUDED FASTENERS

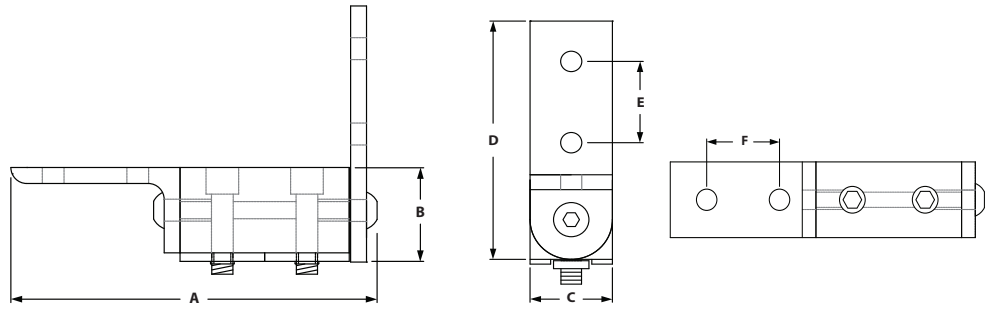
NUB TO EXTRUSION				ARMS TO NUB		
SERIES	ITEM#	QTY	DESCRIPTION	ITEM#	QTY	DESCRIPTION
15	651487	1	SHCS & tnut	651134	2	5/16-18 x 11/16" FBHSCS

RECOMMENDED FASTENERS (ARM TO EXTRUSION)

ITEM#	SERIES	QTY	BOLT	TNUT TYPE
651129	15	4	5/16-18 x 11/16" FBHSCS	Economy

Dynamic & Structural Hinges

UNIVERSAL "L" ARM and STRAIGHT ARM PIVOT HINGE



ITEM#	SERIES	NUB (QTY)	ARM (QTY)	A	B	C	D	E	F
653191	15	653212 (1)	653181 (1), 653219 (1)	6.400"	1.500"	1.500"	4.500"	1.000"	1.500"

INCLUDED FASTENERS

NUB TO EXTRUSION				ARMS TO NUB		
SERIES	ITEM#	QTY	DESCRIPTION	ITEM#	QTY	DESCRIPTION
15	651487	1	SHCS & tnut	651134	2	5/16-18 x 11/16" FBHSCS

RECOMMENDED FASTENERS (ARM TO EXTRUSION)

ITEM#	SERIES	QTY	BOLT	TNUT TYPE
651129	15	4	5/16-18 x 11/16" FBHSCS	Economy